




B A L T I M O R E

# RAVENS

2008 FAN & MEDIA GUIDE





# 2008 • SCHEDULE & FACTS

## PRESEASON

DATE	OPPONENT	PLACE	TIME
THU., AUG. 7	AT NEW ENGLAND PATRIOTS	GILLETTE STADIUM	7:30 PM
Sat., Aug. 16	MINNESOTA VIKINGS	M&T BANK STADIUM	7:30 PM
SAT., AUG. 23	AT ST. LOUIS RAMS	EDWARD JONES DOME	8:00 PM
Thu., Aug. 28	ATLANTA FALCONS	M&T BANK STADIUM	7:00 PM

## REGULAR SEASON

SUN., SEP. 7	CINCINNATI BENGALS	M&T BANK STADIUM	1:00 PM
SUN., SEP. 14	AT HOUSTON TEXANS	RELIANT STADIUM	4:15 PM
SUN., SEP. 21	CLEVELAND BROWNS	M&T BANK STADIUM	4:15 PM
MON., SEP. 29	AT PITTSBURGH STEELERS	HEINZ FIELD	8:30 PM (ESPN)
SUN., OCT. 5	TENNESSEE TITANS	M&T BANK STADIUM	1:00 PM
SUN., OCT. 12	AT INDIANAPOLIS COLTS	LUCAS OIL STADIUM	1:00 PM
SUN., OCT. 19	AT MIAMI DOLPHINS	DOLPHIN STADIUM	1:00 PM
SUN., OCT. 26	OAKLAND RAIDERS	M&T BANK STADIUM	1:00 PM
SUN., NOV. 2	AT CLEVELAND BROWNS	CLEVELAND BROWNS STADIUM	1:00 PM
SUN., NOV. 9	BYE		
SUN., NOV. 16*	AT NEW YORK GIANTS	GIANTS STADIUM	1:00 PM
SUN., NOV. 23*	PHILADELPHIA EAGLES	M&T BANK STADIUM	1:00 PM
SUN., NOV. 30*	AT CINCINNATI BENGALS	PAUL BROWN STADIUM	1:00 PM
SUN., DEC. 7*	WASHINGTON REDSKINS	M&T BANK STADIUM	1:00 PM
SUN., DEC. 14*	PITTSBURGH STEELERS	M&T BANK STADIUM	1:00 PM
SAT., DEC. 20	AT DALLAS COWBOYS	TEXAS STADIUM	8:15 PM (NFL NETWORK)
SUN., DEC. 28*	JACKSONVILLE JAGUARS	M&T BANK STADIUM	1:00 PM

• FLEXIBLE GAMES\* • HOME GAMES IN CAPS • ALL TIMES EASTERN •

## IMPORTANT DATES

<b>2008:</b>	July 21.....	Players Report to Training Camp
	Aug. 7.....	Ravens Preseason Begins
	Aug. 15.....	Camp Breaks*
	Aug. 26.....	Roster to 75
	Aug. 30.....	Roster to 53

\*tentative

## RAVENS FACTS

**Address:** Football Operations  
1 Winning Drive  
Owings Mills, MD 21117

**Telephone:** (410) 701-4000 (Main)  
**Fax:** (410) 701-4100 (PR Fax)

**Training Camp:** McDaniel College (13th Year)  
451 WMC Drive  
Westminster, MD 21158  
(410) 840-5000

M&T Bank Stadium  
1101 Russell St.  
Baltimore, MD 21230  
Capacity: 71,008

(410) 261-RAVE or 7283  
Fax: (410) 468-1340

**Fan & Practice Information:**  
(410) 261-RAVE or 7283  
[www.baltimore Ravens.com/trainingcamp](http://www.baltimore Ravens.com/trainingcamp)

**TRAINING CAMP CREDENTIALS:**  
[Chad.Steele@Ravens.NFL.net](mailto:Chad.Steele@Ravens.NFL.net)

**Ticket Information:** \$110, \$100, \$80, \$70,  
\$60, \$55, \$45  
(410) 261-RAVE or 7283  
[www.baltimore Ravens.com/tickets](http://www.baltimore Ravens.com/tickets)

**Baltimore Ravens Website:** [www.baltimore Ravens.com](http://www.baltimore Ravens.com)  
**Game Day Credentials:** [www.baltimore Ravens.com/news/press\\_room.aspx](http://www.baltimore Ravens.com/news/press_room.aspx)

# TABLE OF CONTENTS

SECTION 1	
2008 Schedule and Facts	1
Abbreviation Chart	314
Assistant Coaches	20
Steve Bisciotti	4
O.J. Brigrance	39
Mark Burdett	47
Kevin Byrne	47
Cam Cameron	17
Ed Carroll	48
Dick Cass	7
Coaches, All-Time	37
Community	58
Eric DeCosta	40
Facility, Ravens Training Complex	1, 56
Jeff Goering	49
John Harbaugh	12
George Kokinis	41
Medical Staff	54
Art Modell	6
Pat Moriarty	38
Ozzie Newsome	8
Vincent Newsome	42
Player Personnel Staff	43
Jerry Rosburg	19
Rex Ryan	14
Staff Directory	3
Staff Photos	51
Swayne, Harry	42
Bill Tessendorf	48
Vice Presidents	49
PLAYERS - SECTION 2	
1st-Year Players	245
Draft Choices	231
Rookie Free Agents	247
Rosters	252
Pronunciation Guide	111
Top 10, Off./Def. Games	104
Veteran Players	62
2007 REVIEW SECTION - SECTION 3	
Game-by-Game Summaries	271
Honor Roll	256
How Ravens Were Built	261
Player Highlights (Milestones)	287
NFL Rankings	287
NFL Standings	288
Player Participation	259
Pro Bowl Ravens	256
Season Review	256
Starters, Game-by-Game	260
Statistics, Preseason	257
Statistics, Regular Season	255
Statistics, Game-by-Game	262

HISTORY SECTION - SECTION 4	
Attendance	313
Baltimore Pro Football History	290
Draft Choices, All-Time	306
Draft Choices, Colleges	307
Largest Crowds	313
Overtime Games	309
Preseason Results	310
Prime Time Ravens	308
Pro Bowl Ravens	299
Ravens vs. NFL	315
Ravens History	290
Regular Season Results	310
Retired Ravens	347
Ring of Honor	320
Roster, All-Time	252
Roster, All-Time by Jersey	303
Shutouts	308
Statistics, Cumulative 1996-2006	321
Super Bowl XXXV	289
Trades	299
Won/Loss Results	309
RECORDS SECTION - SECTION 5	
Baltimore Pro Football Records	392
Biggest Days, Ravens	352
Career Leaders	355
Defensive Touchdowns	350
Important NFL Dates	403
Individual Records	350
Last Time	351
Longest Plays	353
Opponents Best Games	390
Rankings, Ravens	348
Postseason, Individual	380
Postseason, Team	385
Team Record	368
GAME DAY SECTION - SECTION 6	
Amenities, Stadium	396
Entertainment	398
Honor Rows	400
M&T Bank Stadium	395,400
NFL Important Dates	404
Ravens Radio Network	403
RAVE-TV	399
Stadium Diagram	401
Stadium Facts	396
Training Camp	402
COMMUNITY	
Community	58
Ed Block Courage Award	177
Extra Effort Award	230
Player Foundations	57
Ravens All Community Team Foundation	57

## MEDIA GUIDE ACKNOWLEDGEMENTS

**Executive Editor:** Francine Lubera **Editors:** Marisol Renner and Chad Steele  
**Art Director:** Ken Lisse **Writer/Statistician:** Patrick Gleason

**Contributors:** Kevin Byrne, Mike Duffy, Melanie LeGrande, Karen McGee

**Photographers:** Phil Hoffmann, Stuart Haman, Shawn Hubbard, Cappy Jackson, Paul Spinelli

**Printer:** Traypmi

# 2008 • STAFF DIRECTORY

## EXECUTIVE & ADMINISTRATION

Stephen J. Bisciotti .....Owner  
 Richard W. Cass .....President  
 Pam Lund .....Executive Assistant to the Owner  
 Ron Shapiro .....Special Advisor to the Owner  
 Laura Young .....Executive Assistant to the President  
 Arthur B. Modell .....Minority Owner  
 Jeff Goering .....VP/Chief Financial Officer  
 Jim Coller .....Controller  
 Elizabeth Jackson .....Director of Human Resources  
 Patti Holtrey .....Payroll Manager  
 Reba Koppelman .....Senior Accountant  
 Dana Cline .....Payables Manager  
 Liz McCroskey .....Staff Accountant  
 Toni Lekas, Valarie Wideman .....Receptionists

## INFORMATION TECHNOLOGY

Bill Jankowski .....VP of Information Technology  
 Nick Fusee .....Director of Information Technology

## OPERATIONS

Bob Eller .....VP of Operations  
 Don Follett .....Head Groundskeeper/Sr. Dir. of Fields & Grounds  
 Keith Mathews .....Facilities Maintenance Manager  
 Joan Sieracki .....Travel Manager  
 Sean Kauffman .....Fields & Grounds Supervisor  
 Bryan Filkins, P.J. Petel .....Assistant Groundskeepers  
 Nathan Bickerstaff, Eric Evers .....Groundskeepers

## PUBLIC & COMMUNITY RELATIONS

Kevin Byrne .....Sr. VP of Public & Community Relations  
 Francine Lubera .....Sr. Director of Publishing & Game Credential Management  
 Kenny Abrams .....Director of Community Relations  
 Chad Steele .....Director of Media Relations  
 Melanie LeGrande .....Executive Director of RACTF/Community Relations Manager  
 Marisol Renner .....Public Relations Manager  
 Mike Duffy .....Website Content Writer/Coordinator  
 Patrick Gleason .....Public Relations Coordinator  
 Karen McGee .....PR, CR & Credential Assistant

## BUSINESS VENTURES

### CORPORATE SALES & BUSINESS DEVELOPMENT

Mark Burdett .....VP of Corporate Sales & Development  
 Ed Burehell .....VP of Regional Partnerships & Sales  
 Kevin Rochlitz .....VP of National Partnerships & Sales  
 Theresa Abato .....Sr. Director of Corporate Sales & Suites Administration  
 Paige Boyle .....Sr. Account Executive  
 Erin Howland .....Sr. Account Executive  
 Josh Naimoli .....Sr. Account Executive  
 Josh Hartman .....Manager of Premium Services & Suites  
 Kate Kaiser .....Manager of Corporate Sales Admin.  
 Brad Downs .....Corporate Sales Account Executive  
 Marty Teller .....Corporate Sales Account Executive  
 Keith Weldon .....Corporate Sales Account Executive

### BROADCASTING

Larry Rosen .....VP of Broadcasting  
 Don DiRaddo .....Director of Broadcasting Admin.  
 Jay O'Brien .....Broadcasting Manager  
 Matt Brever .....Broadcasting Coordinator  
 Eddie Coughlan .....Production Coordinator

### TICKET SALES & OPERATIONS

Baker Koppelman .....VP of Ticket Sales & Operations  
 Mike Burke .....Manager of Ticket Sales & Hospitality  
 Adam Mazalowski .....Manager of Ticket Operations  
 T.J. a'Becket .....Ticket Operations & Distribution Coordinator  
 Kim Hurney .....Ticket Office Administration & Customer Service Coordinator  
 Bernard Stawski .....Ticket Sales & Hospitality Rep.  
 Kristin Yates .....Customer Service & Comm. Coordinator

### MARKETING

Gabrielle Dow .....VP of Marketing  
 Marques Charbonnet .....Manager of Marketing & Fan Development  
 Megan Collins .....Manager of Events & Entertainment  
 Andi Goodwin .....Manager of Advertising & Research  
 Ken Lisse .....Manager of Design  
 Heather Blocher .....Marketing & Promotions Coordinator  
 Tina Galdieri .....Cheerleaders Coordinator  
 Brandon Williams .....Mascot Coordinator

## MARKETING (CONT'D FROM 1ST COLUMN)

### NEW MEDIA

Michelle Andres .....Director of New Media  
 Sarah Ellison .....New Media Manager  
 Dave Lang .....New Media Coordinator

### STADIUM OPERATIONS

Roy Sommerhof .....VP of Stadium Operations  
 Jobie Waldt .....FMA, Manager of Stadium Operations  
 John Cline .....Manager of Events & Guest Services

### SECURITY

Darren Sanders .....Director of Security  
 Vernon Holley .....Security Manager  
 Ed Brown, Maurice Moore, Craig Singletary .....Security

### PLAYER PERSONNEL

Ozzie Newsome .....General Manager & Executive VP  
 Pat Moriarty .....VP of Football Administration  
 O.J. Brigrance .....Director of Player Development  
 Eric DeCosta .....Director of College Scouting  
 George Kokinis .....Director of Pro Personnel  
 Vincent Newsome .....Assistant Director of Pro Personnel  
 Harry Wayne .....Assistant Director of Player Programs  
 Joe Hortiz .....National Scout  
 Chad Alexander .....Southeast Area Scout  
 Joe Douglas .....East Area Scout  
 Jack Glowik .....Southwest Area Scout  
 Milt Hendrickson .....Midwest Area Scout  
 Jeremiah Washburn .....Southwest Area Scout  
 Andy Weidl .....West Area Scout  
 Lonnie Young .....West Area Scout  
 Jessica Markison .....Executive Assistant to the GM/  
 Football Administration Manager  
 Roy Anderson .....Player Personnel Assistant  
 Mark Azevedo .....Player Personnel Assistant  
 David Blackburn .....Player Personnel Assistant  
 Maggie Litz .....Player Personnel Admin. Assistant

### COACHING STAFF

John Harbaugh .....Head Football Coach  
 Rex Ryan .....Assistant Head Coach/  
 Defensive Coordinator  
 Cam Cameron .....Offensive Coordinator  
 Jerry Rosburg .....Special Teams Coordinator  
 Clarence Brooks .....Defensive Line  
 Mark Carver .....Defensive Backs  
 John "Mother" Dunn .....Assistant Strength & Conditioning  
 Vic Fango .....Special Assistant to the Head Coach  
 Wade Harman .....Tight Ends  
 Jim Hostler .....Wide Receivers  
 Hue Jackson .....Quarterbacks  
 Marwan Maalouf .....Assistant Special Teams  
 John Matsko .....Offensive Line  
 Greg Mattison .....Linebackers  
 Andy Moeller .....Assistant Offensive Line  
 Wilbert Montgomery .....Running Backs  
 Chuck Pagano .....Secondary  
 Mike Pettine .....Outside Linebackers  
 Bob Rogucki .....Strength & Conditioning  
 Craig Ver Steeg .....Offensive Assistant  
 Megan McLaughlin .....Executive Asst. to the Head Coach  
 & Coaching Staff

### TRAINING & MEDICAL

Bill Tessendorf .....VP of Medical Services & Head Certified Athletic Trainer  
 Mark Smith .....Assistant Certified Athletic Trainer  
 Kevin Domboski .....Assistant Certified Athletic Trainer  
 Kyle Schimmoeller .....Assistant Certified Athletic Trainer  
 Tricia Bosley .....Medical Services Assistant

### EQUIPMENT

Ed Carroll .....Equipment Manager  
 William Sheridan .....Assistant Equipment Manager

### VIDEO OPERATIONS

Jon Dube' .....Director of Football Video Operations  
 Mark Bienvenu .....Asst. Director of Football Video Ops  
 Collin Ferguson .....Football Video Operations Assistant





# STEVE BISCIOTTI

**OWNER**

**SALISBURY STATE UNIVERSITY**

**YEARS WITH RAVENS/NFL: 9/9**

**BORN: 4/10/60, PHILADELPHIA, PA**

Longtime friends, co-workers and family members often describe Steve Bisciotti as a “regular guy,” a testament to Steve’s friendly style, approachability and his devotion to those he has known the longest. But, he is also a highly successful businessman prone to accomplish the extraordinary. Such is the case with the hiring of John Harbaugh, a longtime assistant who has not been an NFL offensive or defensive coordinator or head coach at any level. Bisciotti says: “You have to be willing to separate yourself from the masses – take some chances – to achieve great success. There’s probably a little bit more perception that we took a risk with John. We don’t think we did.”

Born in Philadelphia on April 10, 1960, Bisciotti moved with his family to Baltimore (Severna Park) in March of 1961 when Steve, the youngest of 3 children, was 11 months old. His father, Bernard, took the children to Orioles and Colts games. Sadly, Bernard died of leukemia when Steve was 8. His mother, Patricia, a huge Ravens fan, then raised the children alone.

Steve always worked part-time as a youth. He mowed lawns (including at St. John the Evangelist Catholic Church), pumped gas and babysat. And he participated in sports. “I wasn’t much of a high school athlete, but played football, baseball and basketball all the time when I was growing up,” Bisciotti adds.

After graduating from Salisbury (MD) State with a degree in liberal arts in 1982, Bisciotti worked in the temporary help industry. In 1983 (he


was 23), he started Aerotek with his 1st cousin, Jim Davis. They offered aerospace and technology companies access to skilled temporary employees. Starting with 2 employees and 2 clients, Bisciotti and Davis produced \$1.5 million in sales in the 1st year.

“My responsibilities are not only my family and the people who work for the Ravens. There are over a million stakeholders in the Baltimore area that we have an obligation to. They’re the fans who invest more than three hours on Sunday to watch, listen to, or attend our games. That’s a big difference in owning a non-sports company.”

Aerotek grew into the Allegis Group, which currently is the largest staffing firm in the United States – 5th in the world. The company, which is based in the Baltimore area and has offices throughout the U.S., Canada and Europe, has over 10,000 employees and 80,000 high-end contract workers. Allegis Group, which, like Steve, does little self

promotion or publicity, places employees in positions from engineers to cable installers, to computer programmers, to marketing specialists.

Until he bought the Ravens, Bisciotti’s incredible business success was not well known to the general public on a national level. In fact, it wasn’t even notable in the Baltimore area, where he and his partners kept a low profile. “I’m okay if I’m one of the least known owners in pro sports,” Bisciotti says.



Steve Bisciotti is joined by president Dick Cass (far left) and GM Ozzie Newsome

## OWNER STEVE BISCIOTTI

How does Bisciotti describe his ownership style? "I'm very active, but would not describe myself as an owner who is involved in all of the day-to-day decisions. I want to be included and continually educated. But, in the end, you want those qualified in their respective fields of expertise to make the decisions. We also want co-workers willing to respectfully disagree, express that, and, at the same time, accept disagreement from others. That helps take you to the next level."

Bisciotti directed the planning and building of the team's state-of-the-art training and practice facility, which opened in October of 2004. "There is none better than ours," team president Dick Cass says. "A facility can't win games for you, but what Steve built gives us an edge. Players spend more time here preparing to win because it's a good place to get work done and spend time with teammates and coaches."

Bisciotti, who is 48 and the 2nd-youngest owner in the NFL (to Daniel Snyder - 44), bought a minority interest in the Ravens in 2000 from Art Modell and completed the purchase of the franchise on April 9, 2004. Steve's initial investment to the team provided funds to secure free agents for the 2000 Super Bowl XXXV championship team. Steve's influence in the NFL continues to rise – he currently is a member of two important ownership committees: Broadcasting and Digital Media.

Steve quietly is dedicated to a number of important causes and projects, some associated with his deep Catholic faith. He is a board member for Catholic Charities. Bisciotti recently (2007) purchased a collection of

“  
What really strikes me about Steve is his loyalty to the friends he's had forever. A lot of people, when they become very successful like Steve, they move on. His friends are the same ones he grew up with. That's one of his strengths.”

Baltimore Colts and Johnny Unitas memorabilia, which he immediately loaned to Baltimore's Sports Legends Museum. "It was important to keep those memories in Baltimore and for fans to get a chance to see them," Bisciotti explains.

Steve, who enjoys golfing, boating and a devotion to University of Maryland athletics, and his wife Renée (Foote), are the parents of 2 sons, Jason, and Jack, both college students. Renée helped design the interior and selected the furnishings at the Ravens' training complex. The family lives in Millersville, MD.

**Bisciotti is pronounced Bih-SHAH-tee.**



Steve Bisciotti at Colts training camp with NFL legend Johnny Unitas.

“  
I remember going to a couple of Colts games every season with my dad or mom and brother (Mike) and sister (Cathy) Thom. We were on the 10-yard line, lower deck. I go to O's games, too. My favorite player Paul Blalock because my brother already claimed Brooks Robinson and would not let me take the same guy. We'd also go to Westminster for Colts training camp. We have pictures with various players, and I have one with me wearing Johnny Unitas' helmet. I would always ask the Colts' players

”





# ARTMODELL

## MINORITY OWNER

AIR FORCE

YEARS WITH RAVENS/NFL: 13/43


BORN: 6/23/25, BROOKLYN, NY

Art Modell – much like Steve Bisciotti – embodies the spirit of a true American success story. Both men have been described as bold, competitive, compassionate, and highly-approachable entrepreneurs – generally, a rare combination of qualities for men who have risen to their level of accomplishment.

In April of 2004, Art finalized the sale of the World Champion Baltimore Ravens to Steve.

*Also in 2004, Art was a semifinalist for that year's Hall of Fame class. He was one of 15 finalists for the Canton NFL Hall of Fame in 2001 and a semifinalist for the classes of 2004, 2005, 2006 and 2007.*

Modell purchased the Cleveland Browns for what was an unprecedented price of \$4 million in 1961, and 3 decades later, in Feb., 1996, he brought an NFL franchise back to Baltimore. For Art and his club, the move was not an easy one to make – and it was not easy for the team's fans to see their team go. Knowing this, Modell did not hesitate to leave the fans of Cleveland a legacy. He announced that he would give the name "Browns" to Cleveland for a future team. He also left the team's colors (orange and brown) and the rich and storied 49-year history of the team (1946-1995).



Art attends practice frequently and enjoys imparting his wisdom and joking with Steve and the team.

Three other teams (1965, 1968 and 1969) played in NFL title games, and 3 more teams (1986, 1987 and 1989) lost memorable AFC Championship battles – all against John Elway and the Denver Broncos. Ten other teams earned playoff berths, while 6 more

entered the season's final week with a chance to make the postseason.

*Modell was the only elected NFL president in league history, serving a term from 1967 through 1969. He chaired the negotiations for*

“ I believe Art belongs in the Hall of Fame. I don't think I know a person who has done more for the league than Modell, especially through television.”

—Wellington Mara former owner NY Giants, 2002, deceased

the 1st collective bargaining agreement with the players in 1968, leading a committee that included Vince Lombardi and Jim Finks, both NFL Hall of Famers.

*Modell may be most noted for his tenure as the NFL's broadcast chairman. The contracts he negotiated over a 31-year*

*period (1962-93) set the standard for sports television.*

Art's key career highlights include:

- Chairman of the Owners Labor Committee (1968), which successfully negotiated the NFL's 1st players' collective bargaining agreement.
- Served on the NFL-AFL Merger Committee, breaking the impasse for realignment of the 2 leagues by moving the Browns to the AFC.
- Worked closely with then-Commissioner Pete Rozelle to establish NFL Films and became its 1st chairman.
- In 1970, Art was an important negotiator with ABC to launch *Monday Night Football* and volunteered to host the 1st game in Cleveland. (The Browns won, 31-21, over the NY Jets.)

**PERSONAL:** In 1943, Modell joined the Air Force...Attended New Ultrtech HS in Brooklyn, NY...He and his wife, Patricia, are the parents of John and David and have 6 grandchildren...Art is the CEO of Modell Ventures...The Modells, residents of Cockeysville, MD and Vero Beach, FL, are active in our Baltimore community...The couple has donated millions of dollars to a variety of charities, most notably, the SEED School, a boarding school being developed in Baltimore for disadvantaged youth, Johns Hopkins Hospital, Kennedy Krieger Institute, St. Vincent's Center, a home for abused children, and the House Of Ruth...Modell has received numerous awards and honors, including the *Generous Heart Award* from the Dr. Ben Carson Scholarship Foundation, given annually for excellence in the community.

PLAYERS • 2007 REVIEW • HISTORY • RECORDS • GAME DAY



## DICK CASS

### PRESIDENT

PRINCETON/YALE LAW SCHOOL

YEARS WITH RAVENS/NFL: 5/5

BORN: 1/13/46, WASHINGTON, D.C.

**D**ick Cass is in his 5th year as president of the Ravens. *Cass oversees every area of the organization, including player and staff personnel, the coaching team, corporate sales, communications and business ventures.* In addition to his time with the Ravens, Cass has served as counsel to a number of NFL owners, including both the Washington Redskins and the Dallas Cowboys, as well as the NFL's league office. *"Dick has had involvement with every aspect of an NFL team," Bisciotti said. "His legal expertise, his working knowledge of the business, his relationships at the league office, and the respect he has earned around the league are significant assets for the franchise."*

**2004-08: (with Baltimore) 2007:** Even though Baltimore is the country's 24th-largest television market, the Ravens ranked 9th in the NFL in total revenue...*Forbes Magazine* recognized the Ravens as having the NFL's 2nd-fastest growing brand over the past 3 years (Aug. issue)...Cass keyed fundraising efforts for the \$100,000 renovation of Collington Square School's playground. **2006:** Saluted by former NFL commissioner Paul Tagliabue for Dick's input to the revenue-sharing plan of the current NFL Collective Bargaining Agreement...Initiated fundraising after Hurricane Katrina that resulted in \$1.2 million donated from the Ravens...Though dismissed by Cass, was mentioned prominently by media as a possible successor to Tagliabue...Instrumental in raising \$1.2 million to refurbish Baltimore Polytechnic Institute's football stadium...The new field allows all 18 Baltimore City public high schools to play at least 2 games per season at the venue. **2004:** Cass was named president of the club in April and was *Steve Bisciotti's 1st hire as new owner of the Ravens*...Cass brought a wealth of business knowledge, plus legal and negotiating expertise to the club...Orchestrated a midseason move to the team's new facility in Owings Mills, coupling football operations and corporate into one state-of-the-art complex.

**1972-2003: (with Wilmer, Cutler & Pickering)** A partner of the D.C.-based law firm of WCP for 31 years...Was chairman of the firm's Business Transactions Section and a member of its Management Committee...Had a general corporate and securities practice, representing companies and entrepreneurs in complex corporate partnership and securities transactions. **2003:** Counsel to the Independent Commission of the US Olympics Committee.

**2002:** Was counsel to the owner of the NBA Charlotte Hornets in the team's relocation to New Orleans. **2000:** Represented Steve Bisciotti in the purchase of the Ravens from the Modell family. **1999:** Represented the estate of Jack Kent Cooke in the sale of the Redskins to Daniel Snyder. **1992-93:** Retained by the NFL as an advisor pursuant to the Collective Bargaining Agreement with players. **1980s:** Represented Cowboys owner Jerry Jones in the acquisition of the team and Texas Stadium...Advised Jones on a variety of matters, including sponsorship contracts, the Collective Bargaining Agreement and salary cap, NFL broadcast arrangements, NFL Internet policies, stadium financing, estate planning, local broadcast partnerships, and the NFL substance abuse programs. **1979:** Promoted to partner of Wilmer, Cutler & Pickering law firm. **1972:** Served his 1st year as a member of WCP.

**COLLEGE:** Graduated Phi Beta Kappa from Princeton in 1968...A knee injury, coupled with surgery, kept him from athletics his 1st 2 years...Played rugby as a junior and senior...Graduated from Yale Law School in 1971.

**PERSONAL:** Clerked for a federal judge in Connecticut for a year before joining WCP, a firm with global offices...Father was in the Coast Guard...As a child, Dick moved around the country with his parents, including Virginia, Maryland, Michigan, California, Washington, D.C., Florida and Massachusetts...Graduated from Mercersburg (PA) Academy, where he was student body president and captain of the football, basketball and baseball teams...He serves on boards for the Greater Baltimore Committee, Kennedy Krieger Institute, Maryland Science Center, Baltimore Community Foundation and Bert Bell NFL Players Pension Plan...He has served on the boards of trustees for both Princeton and Mercersburg Academy...He continues as chairman of the Ravens All Community Team Foundation...Dick's wife, Heather, owns an architecture firm, Cass and Associates...She is also a graduate of Yale (School of Architecture) and is a Fellow of the American Institute of Architects...Their daughter, Courtney, is a Columbia graduate who taught in New York City public schools for 3 years and has since earned a law degree from the University of Virginia...She is currently clerking for a federal judge in Baltimore...Their son, Willy, is a graduate of St. Albans HS in Washington D.C. and a 2008 graduate of Yale.





## OZZIE NEWSOME

**GENERAL MANAGER & EXECUTIVE VICE PRESIDENT**

**ALABAMA**

**YEARS WITH RAVENS/NFL: 13/31**

**BORN: 3/16/56, MUSCLE SCHOALS, AL**

Ozzie Newsome is known throughout the NFL as one of the game's top leaders and personnel authorities. *A Pro Football Hall of Famer, Newsome was the architect of the Ravens' Super Bowl XXXV championship team in 2000. In recognition of that achievement, he was voted the NFL's Executive of the Year.* Promoted from vice president of player personnel by Art Modell in 2002, Newsome became *the 1st African American GM in the NFL.* He is a member of 3 major NFL policy-making committees: the Competition, Diversity and Player Care Foundation Committees. Prior to leading the Ravens' personnel team, he joined the Cleveland franchise's front office following his storied career as the Browns' Pro Bowl tight end (1978-1990). His 1st non-player position with Cleveland was as an assignment scout in 1991. *Newsome was voted to the Pro Football Hall of Fame in 1999.* Hall of Famer and NFL great Calvin Hill (RB - Dallas, Washington, Cleveland), a close friend of Ozzie's, introduced Newsome at the induction ceremony.

**NFL DRAFTS:** Under Newsome's guidance, the Ravens own remarkable draft success...In the team's 1st 12 drafts, Newsome has selected 1st-rounders who have earned Pro Bowl honors a total of 36 times...The team's 1st picks ever - Jonathan Ogden and Ray Lewis - the 4th and 26th selections, respectively, in the 1996 draft, have combined for 20 Pro Bowls...Both considered likely Hall of Famers, Ogden could become the 1st Raven ever elected to Canton, having announced his retirement this past June...In those 12 drafts, Baltimore has picked in the bottom half of the 1st round with uncanny success: Lewis, who has twice been named as the NFL's Defensive Player of the Year (2000 and 2003); Todd Heap, at 31st in 2001, has been to 2 Pro Bowls; and Ed Reed, the 24th pick in 2002, has gone to Hawaii 4 times and earned the NFL's Defensive MVP in 2004...At the start of the 2007 campaign, *the Ravens had drafted (since 1999) the highest percentage (68.6) of players on NFL rosters, and they also boasted the highest percentage (47.1) of players drafted on their own roster.* In 5 consecutive drafts (2000-04), *the Ravens were the only team to select more than 2 Pro Bowlers in the 1st round (Jamal Lewis, Heap, Reed and Terrell Suggs)*...In the Ravens' history, Newsome and his staff have drafted 10 players who have been selected to Hawaii...In 2002, Newsome also signed rookie free agent LB Bart Scott, who earned his 1st Pro Bowl in 2006...With that, Baltimore has produced 11 homegrown Pro Bowl players.

**FREE AGENTS/TRADES:** Not only have Newsome's drafts been productive, but his free agent signings have proven masterful...One of the NFL's all-time greats, former CB/S Rod Woodson, made the Pro Bowl 3 seasons (1999-2001)...DE Michael McCrary earned Pro Bowl accolades twice...Along with adding Pro Bowl TE Shannon Sharpe, Newsome recruited and signed DT Sam Adams, who produced 2 Pro Bowl years as a Raven (2000-01)...In 2006, Newsome traded for recently-retired QB Steve McNair (who went on to garner his 4th Pro Bowl honor) and signed DT Trevor Pryce (who led the Ravens with 13 sacks in 2006)...In 2007, Baltimore traded for RB Willis McGahee (who earned his 1st Pro Bowl nod)...“We've been able to recruit and sign veterans who helped us win a Super Bowl and kept us competitive in other seasons,” Newsome states.



Former Ravens T Jonathan Ogden (left), who retired this past June, earned 11 Pro Bowls during his 12-year career. Ogden was the Ravens? and Newsome's

**2008:** Along with owner Steve Bisciotti, president Dick Cass and several other front office executives, Newsome was a lead member of the search committee that hired 1st-year head coach John Harbaugh...In free agency, the Ravens bolstered their special teams by signing Pro Bowler Brendon Ayanbadejo (Chicago)...Additionally, Baltimore signed veteran CB Frank Walker (Green Bay)...Entering the draft with 9 selections, including the 8th-overall pick, Newsome initiated 2 trades during the 1st round to ensure the Ravens could target more players they coveted...By the draft's conclusion, Baltimore had obtained 10 players: 7 on offense, including No. 1 pick QB Joe Flacco (18th overall), and 3 on defense...The Ravens also traded a 4th-round choice to the Raiders for former 1st-round CB Fabian Washington...In July 2007, Baltimore

## GM & EXECUTIVE VICE PRESIDENT OZZIE NEWSOME

used a 5th-round supplemental selection to nab T Jared Gaither, who started 2 games at LT as a rookie (Gaither's pick eliminated Baltimore's 5th-round choice in the '08 draft)...After leading with Flacco, the Ravens followed with Rutgers RB Ray Rice (2nd round, 55th overall) and 3 3rd-rounders: Miami LB Tavaree Gooden (71st overall) Notre Dame S Tom Zbikowski (86th overall) and UTEP T Oniel Cousins (99th overall).

**2007:** Despite producing a 5-11 record amidst an injury-marred season (Baltimore lost 77 games to starters), the Ravens sent 4 players to the Pro Bowl: Recently retired T Jonathan Ogden (11th), LB Ray Lewis (9th), S Ed Reed (4th) and RB Willis McGahee (1st)...McGahee, who was acquired via trade during the offseason, compiled a career-high 1,423 total yards from scrimmage and 8 TDs to lead the team...Former free-agent acquisition WR Derrick Mason (2005) set a Ravens' single-season record with 103 receptions...On defense, Baltimore ranked No. 6 overall – including 2nd against the run – marking the 5th-consecutive season the unit has finished 6th or better...The Ravens had 6 different rookies start a game in 2007, tying for the 2nd most in the league...Additionally, 3 rookie offensive linemen made starts, the most of any NFL team: 1st-round draft choice G Ben Grubbs and 3rd-round T Marshal Yanda each started 12 games, while 5th-round (supplemental choice) T Jared Gaither started 2...Grubbs, along with WR/RS Yamon Figurs (3rd-round pick), earned All-NFL Rookie Team honors...Leading Baltimore with 1,138 KOR yards (2nd most in team history), Figurs became the 1st Raven ever to return both a kick and punt for a TD in a season.

**2006:** Baltimore produced the best record in franchise history with a 13-3 mark...Thanks to key offseason free agent additions like 2003 NFL co-MVP QB Steve McNair, 4-time Pro Bowl DT Trevor Pryce and Pro Bowl special teamer Gary Stills, the Ravens improved in all 3 phases of the game...Additionally, the Ravens had 5 rookie draft picks start at least 1 contest, including 1st-rounder DT Haloti Ngata (16 games) and 5th-round pick S Dawan Landry (14

games)...Both Ngata and Landry earned PFW/PFWA All-Rookie Team honors and were integral pieces of Baltimore's No. 1-ranked defense...Ravens produced 8 Pro Bowl players: LB Ray Lewis, CB Chris McAlister, McNair, T Jonathan Ogden, S Ed Reed, LB Bart Scott, LB Terrell Suggs and LB Adalius Thomas...TE Todd Heap, Stills and K Matt Stover all received 1st-alternate nods...The top-ranked Baltimore defense finished 1st in nearly every NFL statistical category, including points allowed (201, 12.6 per game), total yards allowed (264.1), take-away/giveaway ratio (+17) and INTs (28, with 5 for TDs)...Averaging 24.3 points and 344.2 total yards per contest with head coach Brian Billick calling plays in the final 10 games, the offense set several franchise season records: fewest sacks allowed (17), completion percentage (62.6%), fewest turnovers (23, tied with 2004) and 3rd-down conversions (96)...On special teams, Stover hit 28 of 30 FGs (.933% led NFL), rookie P Sam Koch placed 12 punts inside the 10 (2nd most in the league) and Stills posted an NFL-best 44 special teams stops...After the Ravens' 27-26 win at Tennessee, keyed by McNair's 376-yard, 3-TD effort and Pryce's game-clinching FG block, **Newsome was awarded the game ball for his efforts in building the 2006 team.**

**2005:** A disappointing season ended with a 6-10 record, but gave way to hope with 2 late-season victories (48-3 vs. GB on 12/19 and 30-23 vs. Min. on 12/25), plus a 16-13 OT triumph vs. the eventual Super Bowl champion Steelers (11/20)...The Ravens lost 67 games to starting players with injuries, which were 3rd most in the NFL...Pro Bowlers WR Derrick Mason and CB Samari Rolle, along with LB Tommy Polley and G Keydrick Vincent, were added for the 2005 campaign...Ogden made his 9th-straight Pro Bowl appearance...First-round draft choice WR Mark Clayton set rookie records with single-season franchise highs in catches (44) and yards (471)...On defense, the top 3 standouts were Pro Bowler Adalius Thomas (9 sacks, and a team-high 3 defensive TDs) and Polley and Scott, who had 134 and 119 tackles, respectively.

### OZZIE NEWSOME TIMELINE

YEAR	EVENT / HONOR	TEAM
2004	Pro Football Writers Association Horrigan Award	Ravens
2002	Promoted to General Manager & Executive VP	
2000	Super Bowl XXXV and NFL Executive of the Year	
1999	Inducted into the Pro Football Hall of Fame	
1996	Vice President of Player Personnel	
1995	State of Alabama Hall of Fame	Browns
1994	Director of Pro Personnel	
1994	National Football Found. College Hall of Fame, NCAA Hall of Fame	
1993	Assistant to the Head Coach/Offense/Personnel	
1991	Special Assignment Scout	
1990	Byron "Whizzer" White Award	
1981, 1984-85	Pro Bowl	
1978, 81, 83-84	4-Time Cleveland Touchdown Club Offensive Player of the Year	
1978-1990	Cleveland Browns All-Pro Tight End	

Note: List does not include all recognition

awards



# GM & EXECUTIVE VICE PRESIDENT OZZIE NEWSOME

**2004:** Baltimore, with key starters missing a total of 53 games, fell 1 game short of the playoffs, finishing with a 9-7 mark...First-round pick went to New England as part of '03 trade for spot to draft QB Kyle Boller...Five of the 7 draft choices saw action, including 2nd-rounder DT Dwan Edwards, WR Devard Darling (3rd), OLB Rod Green (5th), WR Clarence Moore (6th) and G Brian Rimpf (7th)...S Ed Reed, the Ravens' 1st pick in 2002, was named the NFL's Defensive Player of the Year...Reed, LB Ray Lewis, CB Chris McAlister, T Jonathan Ogden and OLB Terrell Suggs all made the Pro Bowl...**In June 2004, Pro Football Writers Association honored Newsome with the Jack Horrigan Award for his cooperation and understanding of the media.**

**2003:** Ravens won their 1st division title with a 10-6 record...Baltimore hosted the Titans in the Wild Card, but lost 20-17...Ravens sent 8 draft picks to the Pro Bowl, including 2000 6th-rounder LB Adalius Thomas...In the '03 draft, Newsome and his staff picked LB Terrell Suggs (1a, 10th overall), who posted a Ravens' rookie-record 12 sacks and earned the NFL's Defensive Rookie of the Year... Rookie QB Kyle Boller (1b, 19th overall) started and finished the 1st 8 games of the season, leading the Ravens to a 5-3 mark...Ravens selected Boller with NE's 1st pick (19th) in 2003.

**2002:** Newsome and his staff assembled the youngest team in NFL history...Most observers predicted the Ravens would win 2-4 games, but Baltimore entered Week 15 with a 7-7 mark and a chance to be the AFC's top Wild Card playoff team...Two last-minute losses to Cleveland (14-13) and at Pittsburgh (34-31) gave Baltimore a 7-9 mark...That year's draft produced 2 immediate starters (Reed and DE Anthony Weaver) and standout returner Lamont Brightful...Reed led the team with 5 INTs and made every NFL All-Rookie team...Brightful set a team record with a 95-yard punt return, averaging 16.1 and 20.6 yards on PR and KOR, respectively.

**2001:** Picking late in each round after winning Super Bowl XXXV, Newsome and his staff continued to draft well...The 1st 4 draft picks are current NFL contributors: TE Todd Heap (1) went to 2 Pro Bowls from 2002-03 and is the Ravens' all-time leading receiver...LB CB Gary Baxter (2), currently with Cle., C Casey Rabach (3) with Was. and Ed Hartwell (4), now with

Oak., were all standouts in Baltimore.

**2000:** The architects of the Ravens' Super Bowl championship team, Newsome and his staff hit gold with the selection of RB Jamal Lewis (the team's all-time leading rusher) with the 5th pick in the 1st round...As a rookie, Lewis set a Ravens' team record with 1,364 rushing yards and added 1,327 rushing yards in 2002, his 2nd active season with the Ravens...In '03, Lewis was named NFL Offensive Player of the Year when he led the NFL in rushing with 2,066 yards (2nd-best in NFL history) and rushed for 500 yards in 2 games against Cle., the most rushing yards against a single opponent in a season in NFL history...Standout LB Adalius Thomas

## RAVENS 1st-ROUND DRAFT PICKS

Year	Name	Pick	Pro Bowls
1996	T Jonathan Ogden*	4	11
1996	LB Ray Lewis*	26	9
1997	LB Peter Boulware*	4	4
1998	CB Duane Starks*	10	
1999	CB Chris McAlister*	10	3
2000	RB Jamal Lewis*	5	1
2000	WR Travis Taylor	10	
2001	TE Todd Heap*	31	2
2002	S Ed Reed*	24	4
2003	LB Terrell Suggs*	10	2
2003	QB Kyle Boller	19	
2005	WR Mark Clayton*	22	
2006	DT Haloti Ngata*	12	
2007	G Ben Grubbs*	29	
2008	QB Joe Flacco	18	

\* All-Rookie Team performer that season

**TOP 10 THRIVES:** The Ravens usually don't pick if they have a top 10 pick. Of the 7 players

was a 6th-round selection in that draft...Thomas went on to earn 2 Pro Bowls as a Raven (2003 and 2006)...**Newsome was voted the NFL Executive of the Year.**

**1999:** Continued a hot hand at drafting by tabbing Arizona CB Chris McAlister with the 10th-overall pick...McAlister became the next member of the Ravens' defense to earn Pro Bowl honors, doing so from 2003-

and 2006...Newsome and his staff also picked 2 starters, LG Edwin Mulitalo and WR Brandon Stokley, in the 4th round of the draft...Stokley opened the scoring in SB XXXV with a 38-yard TD grab from QB Trent Dilfer.

**1998:** Coordinated the selections of CB Duane Starks and WR Patrick Johnson with the team's 1st 2 picks...Starks tied for the NFL's INT lead among rookies that year (equaling Charles Woodson's 5)...Starks added 5 more thefts in his 2nd season and led the Ravens with 6 in 2000...Starks thrilled Ravens fans with a 49-yard INT for a TD against the Giants in the Super Bowl.

**1997:** In his 2nd draft, Newsome picked 4-time Pro Bowler LB Peter Boulware and LB Jamie Sharper, S Kim Herring and C Jeff Mitchell – all 4 started against the Giants in the Super Bowl XXXV win...Boulware, the Ravens' all-time sacks leader (70), was the consensus choice for NFL Defensive Rookie of the Year, and also led the AFC in sacks in 15 in '01.

**1996:** Art Modell invited Newsome to join him as the Ravens' **vice president of player personnel** when the team moved from Cleveland to

## GM & EXECUTIVE VICE PRESIDENT OZZIE NEWSOME

Baltimore...Under Newsome's direction, this draft produced 2 perennial Pro Bowlers in LT Jonathan Ogden and LB Ray Lewis, who was MVP in Super Bowl XXXV and the NFL's Defensive Player of the Year in 2000 and 2003...Also earning the Pro Bowl as a returner was Jermaine Lewis (1998 and 2001), a 5th-rounder in that draft...Lewis still holds many franchise career return records, including combined TDs (6) and combined yards (5,883).

**1991-95: (with Cleveland)** First position in the Browns' front office was as a special assignment scout...Two years later (1993), Newsome was promoted to a very comprehensive assignment – assistant to the head coach/offense/pro personnel. "I had to find out which direction my career would go," Newsome explains. "Art gave me the opportunity to work with the coaches, and I enjoyed that. At the same time, I increased my experience with the personnel department and decided that's where I wanted my career to head"...In 1994, *Newsome was named the Browns' director of pro personnel*...Although he continued to help on the field, Newsome provided detailed studies on other NFL players and recommended which players the Browns should try to acquire.

**NFL PLAYER: 1978-90: (with Cleveland)** Newsome retired after 13 years as a premier NFL tight end...Entering 2008, his 662 receptions for 7,980 yards are the 3rd most ever by a TE and the most in Browns history...Ozzie ended his career as the 4th-leading NFL receiver of all time...He earned 3 Pro Bowls (1981, 1984-85) and was a 4-time winner of the Cleveland Touchdown Club's Offensive Player of the Year award (1978, 1981 and 1983-84)...His streak of 150 consecutive games with a catch is the 2nd longest in NFL history...*Winner of the 1990 Byron "Whizzer" White Award as the NFL's top community volunteer*...Newsome, who was named to the All-NFL team of the 1980's (2nd team), consistently received All-AFC and All-NFL honors throughout his career...He was a 1978 No. 1 draft choice, along with Clay Matthews, and the 2 are among an elite group of Browns to have played for 3 decades...The others are Gene Hickerson (1958-60, 62-73), Dick Schafrath (1959-71) and Don Cockroft (1968-80)...*Until former Raven Shannon Sharpe broke his records in 2001, Newsome's pro career was the most productive of any TE in NFL history*.

**COLLEGE:** Newsome graduated from the University of Alabama with a degree in recreation administration...During his 4-year collegiate career (WR) with the Crimson Tide, he posted 102 receptions for 2,070 yards and 16 TDs...Newsome also helped Alabama capture 3 SEC Championships during his career...As a senior in 1977, he was named team captain and the SEC Lineman of the Year...Newsome also earned All-America honors at WR...Was inducted into the College Football Hall of Fame (South

Bend, IN) in 1994.

**PERSONAL:** Attended Colbert County (Leighton, AL) HS...Winner of the 1990 Byron "Whizzer" White Award as the NFL's top community volunteer, he is widely known for his willingness to help those in need...In 2008, Newsome was honored by Little League Baseball – a sport he competed in as a child – for his lifetime athletic achievements by being inducted into its Hall of Fame...In 2007, along with Tony Dungy, Herm Edwards and Lovie Smith, Newsome received the Fritz Pollard Alliance's Johnnie Cochran Salute to Excellence Award, which honors African Americans in the NFL who make the biggest impact on the field and in the front office...Newsome also received the FPA's Paul "Tank" Younger Award, acknowledging his dedication and achievement in building a successful organization...Newsome has gained induction into 5 halls of fame: the NFL's Pro Football Hall of Fame in Canton, OH (1999), the National Football Foundation College Hall of Fame (1994), the NCAA Hall of Fame (1994), the State of Alabama Hall of Fame (1995) and the Little League Baseball Hall of Fame (2008)...On the wall of Newsome's office is a sideline portrait of Ozzie's mentor, Paul "Bear" Bryant, in his trademark houndstooth hat...*"Coach [Bryant] helped me grow up. He pushed me further than I thought I could go, both on and off the field,"* Newsome states...Ozzie, who works out every day (and sometimes puts in 2-a-days), is also an avid golfer...He says his dream foursome would include Bear Bryant, Tiger Woods, Michael Jordan and himself...Newsome's wife, Gloria, and their son, Michael Ryan, live in Cockeysville, MD

**NFL PLAYER EXPERIENCE: 1978-1990**

The Ravens are the NFL's gold standard on draft day, consistently making choices that stand the test of time.

- Don Banks,  
SportsIllustrated.com

I'm not so sure I wouldn't start my franchise with Ozzie Newsome, the personnel whiz of the Ravens. In a salary-cap world, where rosters are overhauled every offseason, the guy in charge of finding the player may be the most important guy in any NFL building. The good talent evaluators allow you to compete.

(Cleveland Browns)



# JOHN HARBAUGH

**HEAD COACH**

**MIAMI (OH)**

**YEARS WITH RAVENS: 1**

**BORN: 9/23/62, PERRYSBURG, OH**

## AT A GLANCE

Harbaugh's football family includes his father, Jack, a longtime NCAA coach and his brother, Jim, a 14-year NFL player and current Stanford head coach

Harbaugh was voted the NFL's Special Teams Coach of the Year by his peers in 2001

**COACHING BACKGROUND (25):** 1984-86 (Western Michigan); 1987 (Pittsburgh); 1988 (Morehead State); 1989-96 (Cincinnati); 1997 (Indiana); 1998-2007 (Philadelphia Eagles); 2008 (Baltimore Ravens-head coach)

John Harbaugh, who established a reputation as one of the NFL's top special teams coaches, is in his 1st season as head coach of the Ravens. The 44-year-old Harbaugh is the 3rd head coach in team history: Ted Marchibroda (1996-98) and Brian Billick (1999-2007).

Harbaugh arrived in Baltimore with 24 years of pro and college coaching experience, including the last 10 seasons with the Philadelphia Eagles. John was the Eagles' special team coach from 1998 through 2006 and headed Philly's secondary in 2007. (The head coach and special teams coach are the only 2 coaches who speak to the entire team regularly.) He was originally hired by then-head coach Ray Rhodes

and subsequently, was one of 4 assistants retained by Andy Reid in 1999. Since Reid's arrival, the Eagles have earned the playoffs 6 times in 9 seasons, including playing in 4 NFC Championship games and one Super Bowl.

"When we first talked about head-coaching candidates, people [Ravens selection committee] here said good things about John. When we took it to the next level, calling over 30 people about John, it was clear that we needed to interview him," Ravens owner Steve Bisciotti

said. "Did we take a chance by hiring John? My belief is that you have to be willing to do things the masses don't, or you'll never separate yourself from the masses. We're convinced John can lead, teach and succeed. I'm totally confident we picked the right person."

Eagles head coach Andy Reid saluted John: "He worked very hard to become a head coach in the NFL. I know how much this means to him, and he is very deserving of this opportunity. John is a good friend, a great coach, and he has played a vital role in the success we have shared here."

Harbaugh's Philadelphia special teams were consistently ranked among the NFL's best. From 2000-05, Philly's units finished in the top 10 in 5 of those seasons in the comprehensive special teams rankings by the highly-regarded Rick Gosselin of The Dallas Morning News. In 2001 and 2003, the Eagles were ranked No. 1 according to the Gosselin composite (includes 22 kicking-game categories). Following the 2001 season, Harbaugh was voted the NFL's Special Teams Coach of the Year by his peers. He was also named The Dallas Morning News Coach of the Year that season. In just 4 years (1998-2001), Harbaugh elevated the Eagles' special teams units from 29th to 1st in the league.

In 1999, the Eagles signed K David Akers, who had been working as a part-time waiter after brief kicking stints with Carolina, Atlanta and Washington. With Harbaugh's help, Akers became a 3-time Pro Bowler. Harbaugh also worked with P Dirk Johnson, another "street" free agent, helping him record the top 2 net punting averages (38.4 in '05 and 37.4 in '04) in Eagles history. Under coach Harbaugh, 15



John Harbaugh is the 3rd head coach in Baltimore



# HEAD COACH JOHN HARBAUGH

“ I?m a football coach. That?s what I wanted to be, and that?s what I am. I?m excited to be the head coach of the Ravens. It?s a big job that provides the opportunity to work with some outstanding people. I grew up as a coach?s son, and I understand the core and fundamental principles that define a great football team. At the heart of football are three foundations: first is the team, second is the team, and third is the team. We?ll work with that from beginning to end. We will take care of one another. We will push each other to the highest levels. Our style of play will be tough, fast, physical and smart. ”



John Harbaugh meets with coordinators Rex Ryan (defense, left) and Cam Cameron (offense, right) at a Ravens? organized team activity last spring. While at Cincinnati (1989-96), Harbaugh coached special teams, TEs, OLBs, RBs and was also the recruiting coordinator. Over 7 years, John recruited 27 starters for the Bearcats, tutored the NCAA's top return man (former Raven Robert Tate, 34.3 KOR avg. in '95) and the 2nd-ranked returner (Chris Hewitt, 31.5 KOR avg. in '93 is 1st). John was part of a staff that helped Cincinnati produce 3 out of 4 winning seasons (1993, 1995-96) for the 1st time in 20 years.

Eagles earned Special Teams Player of the Week awards, snapper Mike Bartrum was named to the Pro Bowl, and RS Reno Mahe led the NFL with a 12.8 punt return average in 2005.

Harbaugh, a graduate of Miami (Ohio) – where he played defensive back – is from a football family. His father, Jack, is a 41-year coaching veteran who won the 2002 NCAA Division I-AA football championship as the head coach at Western Kentucky. His brother Jim, who was the Ravens' starting QB in 1998, played 14 seasons in the NFL and is the current head coach at Stanford. (His sister Joani is married to Indiana basketball coach Tom Crean.)

Among John's 24 years of coaching is a 2-year stint as the assistant head coach at the University of Cincinnati (1995-96). (The Bearcats finished 6-5 both seasons.) John coached 10 years on offense and 4 on defense at the college level, launching his coaching career in 1984 at the age of 21 as a graduate assistant for his father at Western Michigan. In his 2nd position at the University of Pittsburgh (1987), he was mentored by the legendary Sid Gillman, the Pro Football Hall of Famer. John coached the TEs at Pitt under head coach Mike Gottfried, now an ESPN analyst.

“Harbs” also coached one season at Indiana in 1997 as the DBs coach/special teams coordinator under Cam Cameron, the Ravens' current offensive coordinator, and one year at Morehead State in 1988 as DBs/special teams and strength and conditioning coordinator.

Harbaugh earned a degree in political science at Miami (OH), where he won the Football Scholar Athlete Award. He earned his master's in physical education at Western Michigan. John, who attended Ann Arbor (MI) Pioneer HS, his wife, Ingrid, and their 7-year-old daughter, Alison, live in Reisterstown, MD.



John Harbaugh is joined by his father, Jack, daughter, Alison, wife Ingrid, and another woman.

PLAYERS • 2007 REVIEW • HISTORY • RECORDS • GAME DAY



**REX RYAN**  
**ASSISTANT HEAD COACH/DEFENSIVE COORDINATOR**  
**SW OKLAHOMA STATE**  
**YEARS WITH RAVENS: 10**  
**BORN: 12/13/62, ARDMORE, OK**

**R**ex Ryan enters his 10th year with the Ravens following head coach John Harbaugh's announcement on Jan. 28, 2008 that he would retain Rex on his staff. *The 2006 NFL Assistant Coach of the Year (honored by Pro Football Weekly and the Pro Football Writers Assn.)* assumes additional responsibilities as the assistant head coach and continues to coordinate the Ravens' defense. *In 2007, the defense ranked 2nd against the run and was the only NFL team that did not allow a 100-yard rusher.*

*Entering 2008, the Ravens have not allowed a RB to hit the century mark in 19 games.* Baltimore has ranked 6th or better in total defense 5-consecutive seasons. Ryan's defense was again solid as the *No. 1-ranked defense in 2006. He is the only remaining Ravens' assistant coach from the 2000 Super Bowl XXXV season's superb defense.* Dating back to 1999, the defense has posted **33 defensive TDs**. Ryan's groups have all been near the top of the NFL, including the record-setting Super Bowl year in 2000. *...Baltimore finished 1st against the run and 2nd in the NFL in overall defense that season...* The Ravens' defense *did not permit a 100-yard rusher in 50-straight games*, including the playoffs (from game 16 in '98 to game 14 in '01). On their way to Super Bowl XXXV, Rex coached an impressive veteran D-Line: DEs Michael McCrary, Rob Burnett, and DTs Tony Siragusa and Sam Adams, all of whom enjoyed their best years under Ryan. Rex's father is the legendary Buddy Ryan; his twin brother is Rob Ryan, the defensive coordinator for the Oakland Raiders.

**1999-2007: (with Baltimore) 2007: The defense ranked 2nd against the run and allowed only 2.8 yards per rushing attempt...Baltimore was the only NFL team that did not allow a 100-yard rusher...** Despite losing 31 games to injuries by defensive starters – all Pro Bowlers – the unit ranked 6th in the NFL. *...LB Ray Lewis and S Ed Reed earned their 9th and 4th Pro Bowls, respectively...Reed snagged a team-high 7 picks...* Lewis missed the final 2 games (dislocated finger/back) but ranked 1st on the team with 184 tackles, earning 23 tackles in Week 11 vs. Cle...Ray returned the defense's 34th TD in team history (on an INT) in that game...Entering 2008,

**AT A GLANCE**

**Ryan Family has achieved 6 Super Bowls:** Buddy Ryan (father): 1968 (NY Jets), 1976 (Vikings), 1985 (Bears); Rex: 2000 (Ravens); Rob Ryan (twin brother): 2001, 2003 (Patriots)

**COACHING BACKGROUND (22):** 1987-88 (Eastern Kentucky); 1989 (New Mexico Highlands); 1990-93 (Morehead State); 1994-95 (Arizona Cardinals); 1996-97 (University of Cincinnati); 1998 (Oklahoma); 1999-2008 (Baltimore Ravens)

Lewis has 25 career INTs...Reed's 34 INTs, a franchise best, rank 1st among all active NFL players since entering the league in 2002... Reed's 880 return yards are also 1st in the NFL, as is his 25.9 avg. per return among players with at least 20 picks...LB Bart Scott posted his 3rd 100-tackle season and ranked 2nd on the team...S Dawan Landry started every game, posting 91 TT, 1 sack and 7 PD...CB Corey Ivy subbed, contributing 63 TT, 3 sacks, 1 INT, 16 PD, 1 FF and 1 FR...Injuries depleted the

secondary with CBs Chris McAlister (knee), Samari Rolle (illness /shoulder) and S Gerome Sapp (thigh), missing 23 games...OLB Terrell Suggs posted 95 tackles and team highs in sacks (5) and QB hits (32)...“Sizzle’s” sacks hit the 45-count milestone, and entering 2008, rank 3rd-most in Ravens history...OLB Jarret Johnson posted 94 tackles, 2 sacks, 2 PD and 2 FFs...The dynamic duo of NT Kelly Gregg (111) and DT Haloti Ngata (94) totaled 205 tackles, surpassing DEs Michael McCrary (103) and Rob Burnett's (97) 200 in 2000...Gregg set a career-high 111 tackles, adding 3 sacks, while earning his 2nd-straight *USA Today* All-Joe Team honors...Ngata, in his 2nd year, produced a stellar season with career highs in tackles (94) and sacks (3), also making the *USA Today* All-Joe Team...Pro Bowler Trevor Pryce was placed on IR with wrist/chest injuries after posting 19 tackles and 2 sacks...DT Dwan Edwards saw action in all 16 games, starting 14, replacing the injured Pryce...Edwards posted a career-high 58 tackles...DT Justin Bannan provided some depth, starting 1 of the 15 games he played...Bannan posted 37 tackles and a career-high 2 sacks. **2006:** The Ravens' No. 1 defense again was dominant, *and ranked 1st in points allowed* (201, including just 64 in the final 7 games; 26 teams allowed 300 or more points on the season); 1st in total defense (264.1 yards); 1st inside the 20 (33.3% TDs allowed); fewest 3rd downs converted (28.8%) and fewest 1st downs permitted (236); 1st in take-away/give-away ratio (+17); 2nd in take-aways (40 to Chicago's 44); 1st in INTs (28, including 5 for TDs); 2nd in sacks (60 to San Diego's 61); and 1st in the NFL in sacks per play...Five different players earned 6 TDs (5 INTs, 1 FR)...Six defensive

## ASST HEAD COACH/DEFENSIVE COORDINATOR REX RYAN

earned Pro Bowl nods: LBs Lewis, Scott, Suggs and Thomas and CB McAlister and S Reed... Lewis (led team in tackles for the 9th time in his career - 164); suffered a back injury that caused various rotations by LBs Scott, Mike Smith and Jarret Johnson); McAlister (had a team-high 6 INTs, 2 returned for TDs)...Reed, the NFL's top play-making safety, led the Ravens with a then-career- and franchise- best 27 INTs...Both Reed and then-rookie Dawan Landry tied for 2nd on the team with most INTs (5); Suggs and Scott (9.5) tied for 3rd on the team in sacks behind Pryce (13) and Thomas (11)...Against Oak. (9/17), Thomas marked the 1st time in franchise history that a player collected 1 sack, 1 INT and 1 safety in a single game...Bart earned his 1st career Pro Bowl, and numerous honors, after finishing 2nd on the team with 135 tackles and 9.5 sacks. **2005:** Overall, the defense finished 2nd in the AFC and 5th in the NFL and allowed just 284.7 ypg...Lewis (thigh surgery) missed 10 games after starting the 1st 6...Reed missed 6

“

*[Rex] is going to be involved in every decision. He's the assistant head coach. We said before, we're going to be shoulder-to-shoulder. I take that seriously. To me, it's not a title; it's a responsibility. I know he's going to take it seriously. He's going to be excited to be a part of it. Every decision we make, he's going to be involved with. You can't put a price tag on experience, and you can't put a price tag on good judgment. I think Rex has both of those things, and I'm going to lean on him heavily. I think we'll lean on each other.*

*—Head Coach John Harbaugh, ”*  
1/28/08

games (ankle) and Will Demps was held out 5 games (knee)...McAlister led the team with 20 PD, missing 2 games (hamstring/shoulder)... Against the rush, Baltimore ranked 6th in the AFC and 9th in the NFL...Scott started the 1st 10 games of his career, finishing 2nd on the team with 119 tackles and 4 sacks...Despite being double- and sometimes triple-teamed, Suggs posted 86 tackles, finished 2nd on the team with 8 sacks and tied a career-high with 6 FFs...Thomas posted a then-career high 9 sacks...Adalius was voted team MVP by Baltimore media...LB Peter Boulware remained the Ravens' sack king, reaching 70 for his career and hitting the 500-tackle milestone...The defense's best effort came

against the Jets (10/2), giving up only 152 yards on 48 plays...Opponents starting RBs were held to under 100 yards 12 times and under 65 yards 8 times...Defense finished 3rd in the AFC in 3rd-down efficiency, allowing opponents to convert on just 36.1% of their opportunities...**Baltimore allowed 4.56 yards per play, closing the year behind the Steelers (4.55), ranking 2nd in the AFC and 3rd in the NFL...**Against the pass, Baltimore ranked 4th in the AFC and 8th in the NFL...**The 5.63 yards allowed per pass play was tops in the AFC and 2nd in the NFL. 2004:** Baltimore allowed the 6th-fewest points in the NFL and ranked 6th in total defense...**Was 1st in the AFC and 2nd in the NFL with 3.6 yards allowed per rush...**Defensively, the Ravens scored 7 TDs (5 INTs and 2 FRs), including 1 by Johnson, who scored the 1st TD of his career vs. Miami (1/2/05)...DE Marques Douglas ranked 3rd on the team with 92 tackles, plus 5.5 sacks, 2 PD and 1 FF... Gregg tied with Reed for 4th on the team with 89

tackles...**Suggs produced 10.5 sacks and earned his 1st Pro Bowl...**DE Anthony Weaver recorded 61 tackles, 4 sacks, 1 INT (1st of his career in Game 16), 5 PD and 1 FR...**Ravens "D" was 1st in the AFC and 2nd in the NFL in opponent QB rating (68.0) and 1st in the NFL in the number of 3-and-outs (59 - NFL average was 43). 2003:** Ravens were among the NFL's best, **finishing 3rd overall (4th vs. rush and 6th vs. pass)**...Led the NFL in sacks (47) and tied for 1st in the AFC and 2nd in the NFL with 41 take-aways...Ravens ranked 1st in the AFC with 17 FR... Allowed the fewest ypp (4.2) and the 4th-fewest passing yards (175.3 per game) in the NFL...Suggs had a Ravens' rookie-record 12 sacks as a 3rd-down DE and earned **NFL Defensive Rookie of the Year** honors...Gregg had the most tackles (104) in the NFL for a DL. **2002:** Defense held opponents to AFC-best 3.7 yards per carry...Then-rookie Weaver proved to be a new fixture on the line (65 tackles, 3.5 sacks)...**"A.D."** logged 68 tackles, 3 sacks, 1 FR and 2 INTs, including 1 for a TD...Despite being

double- and triple-teamed, sometime-DE Peter Boulware was voted to the Pro Bowl as a LB (his 3rd) and produced a team-high 7 sacks. **2001: Finished 2nd in the NFL in defense, 4th against the run...**Defense finished in the NFL's top 4 in several important categories, including 1st in total yards allowed per play (4.4), 2nd in total yards allowed per game (277.9), and 3rd in rushing average allowed per play (3.4)...Was 4th in the NFL in fewest points allowed with 265...**Record-setting defense did not permit a 100-yard rusher in 50 straight games**, including the playoffs. **2000: Finished 1st against the run, 2nd in the NFL in defense...**Set 16-game NFL record by allowing only 970 yards rushing



## ASST HEAD COACH/DEFENSIVE COORDINATOR REX RYAN

and 2.68 yards per rushing attempt...*Defense gave up the fewest points (165) in NFL history in a 16-game season...*Ravens won Super Bowl XXXV with an impressive D-line: DEs McCrary, Burnett and DTs Siragusa and Adams.

**1999:** Rex joined the Ravens as D-line coach...Baltimore ranked **2nd in the NFL overall, 2nd vs. the rush.**

**1998: (with Oklahoma)** Named DC...Ranked 6th in nation in total defense.

**1996-97: (with U. of Cincinnati)** Spent 2 seasons as DC. **1997:** Team finished 8-4...UC won (12/29) the Humanitarian Bowl vs. Utah State, 35-19...Was the 1st Bearcats' bowl appearance in 50 years...Defense ranked 5th vs. the rush...Held opponents to 930 rushing yards. **1996:** Team posted a 6-5 record and ranked 13th in overall defense in the nation.

**1994-95: (with Arizona Cardinals)** Spent 2 seasons under his father, then-head coach Buddy Ryan. **1995:** Coached LBs. **1994:** Rex coached the D-Line...Cardinals ranked in the NFL's top 5 in every major defensive category, including 3rd in overall defense.

**1990-93: (with Morehead State)** Named DC...Eagles defense ranked among the highest in the nation during Ryan's tenure.

**1989: (with New Mexico Highlands)** Assistant head coach and DC.

**1987-88: (with Eastern Kentucky)** Launched collegiate coaching career as DE coach...Colonels shared the Ohio Valley Conference title in 1987 with Youngstown State, each posting a 5-1 records...Eastern Kentucky won the Conference title in 1988...Colonels were Division I-AA quarterfinalists in '87 and I-AA semifinalists in 1988.

**COLLEGE:** Played football at SW Oklahoma State...Earned a bachelor of science and master's degree (1988) in physical education from Eastern Kentucky.

**PERSONAL:** Attended Stevenson (Prairie View, IL) HS...Ryan is on Special Olympics Maryland's (SOMD) honorary board of directors and regularly volunteers in various capacities and events...Participated in MD State Police's Polar Bear Plunge the last 2 years (2006-07), helping to raise money for SOMD...Ryan and his foursome of Ravens coaches: Mike Pettine, Mark Carrier and Vic Fangio, won 2 trophies and the main event at The Chris McAlister Foundation's golf tournament in May '07...Rex and wife, Michelle, have 2 sons: Payton and Seth.

### 100-YARD RUSHERS SINCE 1999

Rex Ryan joined the Ravens franchise in 1999 as the team's defensive line coach. He seasons in that position and was then named Baltimore's defensive coordinator in 2000 back to 1999, Ryan has helped the Ravens' D allow the fewest 100-yard rushers (18). The top 5 teams stack up as follows in number of 100-yard rushers allowed since 1999:

TEAM RANKINGS	DRAFTED
<b>1. Baltimore Ravens</b>	<b>18</b>
2. Pittsburgh Steelers	24
3. Jacksonville Jaguars	25
4. San Diego Chargers	26
5. Tennessee Titans	28

### PRO BOWLERS FROM DEFENSIVE RANKS SINCE 1999

Since 1999, Rex Ryan and the Ravens' defense have sent 10 players to Hawaii 26 times sons:

NAME	PRO BOWLS UNDER REX RYAN	PRO BOWLS* WITH RAVENS
1. LB Peter Boulwar	1999, 2002	4
2. LB Ray Lewis	1999, 2000-01, 2003-04	9
3. DE Michael McCra	1999	1
4. S Rod Woodson	1999, 2000-01	3
5. DT Sam Adams	2000-01	2
6. CB Chris McAlis	2003-04, 2006	3
7. S Ed Reed	2003-04, 2006-07	4
8. LB Terrell Suggs	2004, 2006	2
9. LB Bart Scott	2006	1
10. LB Adalius Thom	2006	1

PLAYERS • 2007 REVIEW • HISTORY • RECORDS • GAME DAY



# CAM CAMERON

## OFFENSIVE COORDINATOR

INDIANA

YEARS WITH RAVENS: 1

BORN: 2/6/61, CHAPEL HILL, NC

**C**am Cameron, former head coach of the Miami Dolphins, was named the Baltimore Ravens' offensive coordinator on Jan. 23, 2008. During his 10 years as an assistant, Michigan won 6 Big Ten titles and played in 10 bowl games. With the recent retirement of QB Steve McNair, GM Ozzie Newsome and his staff selected Joe Flacco (18th overall) out of Delaware State in the '08 NFL Draft. Returning to the QB lineup will be Kyle Boller (D1,'03) and Troy Smith (D5,'07).

**2007: (with Miami)** Named head coach of the Miami Dolphins...A 1-15 record was a harsh reality for Cam's lone head-coaching season, whose only win (22-16 OT) came against the Baltimore Ravens on Dec. 16...Depleted by injuries, including QB Trent Green, Miami was at or near the bottom of almost all of the significant statistical categories, including 28th overall on offense and 23rd overall on defense, with a run defense ranking 32nd in the league... Miami did finish 4th against the pass behind Tampa, Indianapolis and Pittsburgh...K Jay Feeley (21-of-23) ranked 2nd in the NFL in field goal percentage...Contributing to the Dolphins' malaise were a spate of injuries on both sides of the ball, a very young group of players, and rotating QBs...Green was lost for the season when placed on injured reserve on Oct. 20 with a concussion...Cleo Lemon, who subbed for Green and quarterbacked the game against the Ravens, earned AFC Offensive Player of the Week honors for his 23-of-39 for 315-yard-performance and a 64-yard TD pass in overtime to WR Greg Camarillo...Miami's 2nd-round pick, QB John Beck, started 4 games and played 5 overall, completing 60 of 107 passes for 559 yards, 1 TD and 3 INTs in his rookie campaign...Beck became the 6th Dolphins' rookie QB to start a game, in the company of Bob Griese (1967) and Dan Marino (1983), among others.

**2002-2006: (with San Diego)** Was named offensive coordinator and launched his aggressive attack on opponents. **2006: Led the NFL in scoring with a team-record 492 points...**It was the 3rd straight season the team scored more than 400 points...Over those 3 seasons, the Chargers amassed 1,356 points, a figure surpassed only by Indianapolis (1,388 points)... Also, it was the 10th-

### AT A GLANCE

**While with San Diego - in 2006 - Chargers led the NFL in scoring with 492 points. It was the 3rd-straight season the team scored more than 400 points (2004-06)**

**COACHING BACKGROUND (25): 1984-93 (Michigan); 1994-96 (Washington Redskins); 1997-2001 (Indiana); 2002-2006 (San Diego Chargers); 2007 (Miami Dolphins); 2008 (Baltimore Ravens)**

highest scoring total since the NFL went to a 16-game schedule in 1978...The Chargers were the only team in the league to rush for 2,500 yards and pass for 3,400 yards and led the NFL in red zone TDs - 42 TDs in 62 trips (67.7%)...SD also set a team record by rushing for more than 100 yards in 14 of its 16 games and scored 20 or more points in all but 1 of those contests...Rivers posted a 14-2 record in his 1st season as a starter, tied for the 2nd-best record by a QB in his 1st 16

starts...Cam was instrumental in the development of Pro Bowl performers Brees, Rivers, RB LaDainian Tomlinson, and TE Antonio Gates... His play-calling helped Tomlinson become the 2006 *Associated Press* MVP when L.T. led the league in rushing with a team-record 1,815 yards and set single-season NFL records for most total TDs (31) and most rushing TDs (28)...Six members of Cameron's offensive squad were named to the Pro Bowl. **2005:** Chargers were 5th in scoring...Cam oversaw an offense that produced a 3,500-yard passer (Brees), a 1,000-yard rusher (Tomlinson), and a 1,000-yard receiver (Gates)... Was the 2nd time in team history it occurred... Chargers were 1 of only 6 NFL teams to feature such a trifecta...Brees, Tomlinson and Gates were 1 of only 4 trios in the NFL to combine for 20 TD passes and 10 TD catches...Was the 2nd-consecutive year that the trio achieved that feat and the 5th time in team history. **2004:** SD finished 3rd in scoring with 446 points (3rd-highest total in the NFL behind Indy and KC)...Brees, Tomlinson and Gates were selected to the Pro Bowl...Cameron was named NFL Offensive Assistant Coach of the Year by *Sports Illustrated*...Brees finished with 27 TD passes and 3,159 passing yards...His 104.8 passer rating ranked 3rd in the NFL...Other Brees' awards that season included Comeback Player of the Year and Most Improved Player of the Year honors. **2003:** With Cam at the helm, Tomlinson became the 1st player in league history to rush for more than 1,000 yards and catch 100 passes...L.T. racked up 2,370 yards from scrimmage, 2nd-most in NFL history, and rushed for 1,645 yards, 3rd-most in team history. **2002:** Cam's 1st season as OC...Tomlinson rushed for a then-team record 1,683 yards...Brees made his 1st-career start, finishing the season with 3,284 passing yards and 17 TDs.

# OFFENSIVE COORDINATOR CAM CAMERON

PLAYERS • 2007 REVIEW • HISTORY • RECORDS • GAME DAY

**1997-2001: (with Indiana)** Cameron was responsible for the creative utilization of QB Antwaan Randle El, arguably one of the most versatile athletes in college football history... *Randle El finished his career as the NCAA Division I-A rushing leader among QBs and was the only player in major college football history to both rush for 40 TDs and pass for 40 TDs in a career...* He ranked 5th on the NCAA Division I-A career total yardage list with 11,366 yards, 1 spot ahead of Doug Flutie... Antwaan had 4 of the top 5 seasons in offensive production in Indiana history. **2001:** Hoosiers ranked 3rd in the Big Ten and 19th nationally in total offense (435.3 ypg)... Also 4th in the country in rushing offense (269 ypg)... RB Levron Williams led the country in all-purpose yardage with more than 200 ypg, and all 5 of the team's O-line garnered All-Big Ten accolades, with 4 of them earning NFL contracts. **2000:** Team ranked 13th nationally in total offense... Hoosiers averaged 266.4 rushing ypg, which led the Big Ten and was 7th in the nation... Team's avg. of 5.8 ypc ranked 2nd nationally behind Nebraska. **1999:** Was 34th in total offense nationally and 19th in rushing... During his tenure at Indiana, the school was one of only 13 universities in the country that was recognized by the American Football Coaches Association for graduation rates of 70 percent or better 3 consecutive years (1999-2001). **1997:** Named head coach of the Hoosiers.

**1994-1996: (with Washington)** Launched 1st NFL coaching assignment as QBs coach. **1995-96:** Trent Green, who served as the team's 3rd QB, became a 2-time Pro Bowl QB for Kansas City, later joined Cam in Miami (2007). **1994:** Oversaw development of Frerrote.

**1984-1993: (with Michigan)** **1992:** Elvis Grbac ended his Wolverine career as one of the most-prolific passers in school history, holding school records in 8 different career-passing categories... Was a finalist for the Johnny Unitas and Davey O'Brien Awards. **1991:** The Grbac/Desmond Howard duo set NCAA record for most

TDs by the same QB/WR tandem in a career (31)... Tied NCAA single-season record for TDs by the same passer and receiver (19). **1990:** Added WRs, to his QBs duties, coaching Howard (Heisman Trophy winner)... *Also was the position coach for future NFL players such as QBs Grbac and Todd Collins, in addition to WRs Derrick Alexander (former Raven) and Amani Toomer among others.* **1986:** Named WRs coach. **1984:** Launched coaching career as an assistant under the late Bo Schembechler... Developed several premier QBs, including former Raven and Pro Bowler Jim Harbaugh (John's younger brother), who was drafted by Chicago in the 1st round of 1987 NFL Draft.

**COLLEGE:** Played football and basketball for the Hoosiers... Cam earned 2 letters as a QB for Lee Corso (1982) and Sam Wyche (1983), and 2 playing basketball for Bob Knight... Suffered a knee injury (football) in his senior year that ended his playing career... Graduated in 1983 with a degree in business.

**PERSONAL:** Cameron was a 2-sport prep standout for South Vigo (Terre Haute, IN) HS... His step-father, Tom Harp, coached at Indiana State... *Cameron and Harp each have the distinction of coaching a Heisman Trophy winner... Cam coached Howard at Michigan, while Harp was an assistant coach at Army when Pete Dawkins won the award in 1958...* Cam was an All-America selection at QB as a senior and earned all-state honors twice and all-county honors 3 times... Was named Vigo County's Athlete of the Year twice (1978-79)... Also led his team to 3 consecutive state basketball finals... Was named the winner of the state's prestigious Trester Award for mental attitude in 1979... Was named National Athlete of the Year by the Fellowship of Christian Athletes that same year... Cam and his wife, Missy, have 4 children: 3 sons Tommy, Danny, and Christopher, and daughter Elizabeth.

## CAM'S "QUARTERBACK TREE"

QB	TEAM	YEARS	GAMES PLAYED *	QUARTERBACK STATS	
JIM HARBAUGH yards 31 TDs	Michigan	1983-86	33	620-387 ( 62.4% )	5,449
ELVIS GRBAC yards 1 TDs	Michigan	1989-92	42	835-522 (62.5%)	6,460
GUS FRERROTE yards 0 TDs	Redskins	1994-96	36	966-515 (53.3%)	6,804
TRENT GREEN yards 5 TDs	Dolphins	2007	5	141-85 (60.3%)	987
yards 3 TDs	Redskins	1995-96	16	510-278 (54.6%)	3,441
ANTWAAN RANDLE EL yards 2 TDs	Indiana	1998-2001	44	1,060-528 ( 49.8% )	7,469
DREW BREES	Chargers	2002-05	58	1,782-1,110 (62.3%)	





# JERRY ROSBURG

## SPECIAL TEAMS COORDINATOR

**NORTH DAKOTA STATE**  
**YEARS WITH RAVENS: 1**  
**BORN: 11/24/55, FAIRMONT, MN**

**J**erry Rosburg joined the Ravens as the team's special teams coordinator in Jan., 2008. Rosburg, a 30-year coaching veteran, built a successful NFL special teams resume both with the Cleveland Browns (2001-06) and Atlanta Falcons (2007), following a strong collegiate coaching career. In his year in Atlanta, the Rosburg-led Falcons' special teams units held a number of top 10 rankings. Also, under his leadership, the Browns special teams units were consistently ranked among the NFL's best. *Over a 5-year span (2002-06), the Browns' special teams were ranked as the top NFL team in average ranking in the comprehensive annual special teams report created by Rick Gosselin of The Dallas Morning News.* (Gosselin's report is recognized by NFL teams as the special teams measuring stick.)

**2007: (with Atlanta)** *Under Rosburg, the kickoff team finished 2nd in the NFL in opponents average starting field position (25.5).*...Falcons KOR team was 6th in the league in KOR average (24.4)...Michael Koenen finished 6th in net punting avg. (38.8)...Special teams allowed opponents an avg. of 7.5 yards per PR and ranked 8th in NFL.

**2001-2006: (with Cleveland)** In 6 years with the Browns, ST units ranked 4th in PR average (10.3) and 6th in opponent KR average (20.8)...Was instrumental in developing the successful career of Dennis Northcutt, helping him set team records for career PRs (174) and career PR yardage (1,837)...Phil Dawson became one of the NFL's most accurate kickers...Dawson holds a team-record 27 consecutive FGs from 2003-04...Held the then-highest FG percentage in team history (.827). **2006:** Browns ranked 5th in the NFL in Gosselin's poll, up a notch from previous 2 years...Rosburg guided PR standout Northcutt, who finished 4th with an 11.1 PR average...KO returner Joshua Cribbs set a team record for most KOR yards in franchise history with 1,494...That earned him the Browns' team MVP...Browns were the only NFL team to finish the season in the top 5, both in starting field position on KOs (31.4 – 2nd in NFL) and opponent starting position (25.3 – 4th in NFL)...Former Ravens P Dave Zastudil finished 6th in the NFL in net punting avg. (38.4) and 6th with 28 punts inside the 20 in his 1st year under Rosburg.

### AT A GLANCE

**Rosburg and John Harbaugh coached at the University of Cincinnati - 1992-95**

**COACHING BACKGROUND (31)** 1979-80 (Fargo Shanley HS, ND); 1981-86 (Northern Michigan University); 1987-91 (Western Michigan); 1992-95 (University of Cincinnati); 1996 (University of Minnesota); 1997-98 (Boston College); 1999-2000 (Notre Dame); 2001-06 (Cleveland Browns); 2007 (Atlanta Falcons); 2008 (Baltimore Ravens)

**2005:** Browns led the league in special teams scoring – the only team to score a special teams TD 3 different ways: off a PR, off a KOR and off a blocked FGA...Northcutt ranked 4th in the league in PR average (10.1)...Dawson ranked 2nd in FG accuracy (27-of-29, .930)... In his annual poll, Gosselin ranked the Browns 6th-best for the 2nd-straight year. **2004:** Gosselin ranked the Browns 6th-best in the NFL. **2002:** Jerry's Browns notched a 4th-place ranking by Gosselin.

**2001:** Named special teams coach.

**1999-2000: (with Notre Dame)** **2000:** Fighting Irish played in the Fiesta Bowl after a Bowl Championship Series berth. **1999:** Was named cornerbacks/special teams coach.

**1997-1998: (with Boston College)** Named Eagles secondary coach.

**1996: (with University of Minnesota)** Served 1 season as secondary coach.

**1992-1995: (with University of Cincinnati)** Shared ST duties over the course of 4 years with Ravens head coach John Harbaugh. **1995:** Rosburg coached the secondary. **1992-1994:** Coached LBs, including former Ravens LB Brad Jackson.


**1987-1991: (with Western Michigan)** A year after Harbaugh departed the school ('87), Rosburg coached LBs and STs for the Broncos. **1988:** Team won 9 games and earned a California Bowl.

**1981-1986: (with Northern Michigan University)** **1986:** Named DC and coached secondary. **1983-1985:** Earned his master's in education administration (1983)...Spent 3 years coaching LBs. **1981-1982:** Helped NMU earn Division II playoff appearances each season. **1981:** Launched coaching career in a graduate assistant role.

**1979-1980 (with Fargo Shanley HS, Fargo, ND)** Began career as assistant coach before entering the collegiate ranks.

**COLLEGE:** An All-America LB at North Dakota State...Was team and conference MVP (1977)... Earned his bachelor's degree in social science education in 1978.

**PERSONAL:** Attended Fairmont (MN) HS... Jerry and his wife, Sherry, have 2 daughters, Megan and Margaret, and a son, Jerad.



# CLARENCE BROOKS

## DEFENSIVE LINE

MASSACHUSETTS

YEARS WITH RAVENS: 4

BORN: 5/20/51, NEW YORK CITY, NY

**C**larence Brooks was one of 6 assistant coaches retained by head coach John Harbaugh in Jan. of 2008. "C.B." is in his 4th year with the team, and he continues to coach the Ravens' tough defensive line. *The Ravens' vaunted defense – having finished 6th or better in total defense for 5-consecutive seasons – allowed only 2.8 yards per rushing attempt in 2007, best in the NFL. The Ravens' defense finished 6th overall last season and has not permitted a running back to hit the century mark in 19 contests (entering 2008).*

**2005-2007: (with Baltimore) 2007: Defense ranked 2nd against the rush and 6th overall in total defense...**The dynamic duo of NT Kelly Gregg (111) and DT Haloti Ngata (94) notched 205 tackles, surpassing DEs Michael McCrary (103) and Rob Burnett's (97) 200 in 2000...The DL recorded 11 of the 32 sacks posted by the Ravens...Gregg made a career-high 111 tackles, adding 3 sacks, while earning his 2nd-straight *USA Today* All-Joe honors...DT Haloti Ngata, in his 2nd year, produced a stellar season with career highs in tackles (94) and sacks (3), also making the All-Joe Team...Pro Bowler Trevor Pryce started 2 of 5 games and was placed on IR with wrist/chest injuries after posting 19 tackles and 2 sacks...DT Dwan Edwards saw action in all 16 games, starting 14, replacing the injured Pryce... Edwards posted a career-high 58 tackles and notched 1 sack and 1 INT...DT Justin Bannan provided depth, starting 1 of the 15 games he played...Bannan posted 37 tackles and a career-high 2 sacks. **2006: The defense ranked 1st in points allowed (201), including just 64 (9.1 ppg) in the final 7 games,** while 26 teams allowed 300 or more points for the season...The Ravens were also 1st in total defense (264.1 yards); 1st inside the 20 (33.3% TDs allowed); fewest 3rd downs converted (28.8%) and fewest 1st downs permitted (236); 1st in take-away/giveaway ratio (+17), 2nd in take-aways (40 to Chicago's 44); 1st in INTs (28, including 5 TDs); and 2nd in sacks (60 to San Diego's 61)...Swarming "D" swept the Steelers for the 1st time in franchise history, posting a 58-7 point difference, including a 27-0 shutout (11/26) at home and a 31-7 Christmas Eve dominance at

### AT A GLANCE

**"C.B." was hired as the Ravens' D-Line coach and successor to Rex Ryan following Rex's promotion to defensive coordinator in 2005**

**COACHING BACKGROUND (33): 1976-80 (Massachusetts); 1981-89 (Syracuse); 1990-92 (University of Arizona); 1993-98 (Chicago Bears); 1999 (Cleveland Browns); 2000-04 (Miami Dolphins); 2005-08 (Baltimore Ravens)**

Heinz Field...Stunning Pittsburgh fans and the Steelers, the Ravens posted 14 sacks and held their rival to a total of 84 combined rushing yards in the 2 games...Pryce registered 13 sacks – including 6.5 in the last 6 games – and a team-best 73 QB hits to lead the Ravens' strong pass rush... Gregg led the DL with 101 tackles and returned a fumble vs. Oak., a career- and franchise-long 59 yards... Ngata started all 16 games, snagging the 1st INT of his rookie NFL career at

Tampa (9/10) off LB Bart Scott's deflection, returning it 60 yards...Ngata was named to the NFL's All-Rookie Team. **2005: The defense excelled, finishing 2nd overall in the AFC and 5th in the NFL...Starting RBs were held to under 100 yards 12 times and under 65 yards 8 times...The 4.6 yards allowed per play was 3rd in the NFL...Baltimore allowed the 4th-fewest 1st downs in the AFC (17.7 per game)... Baltimore's pass defense was stout, allowing just 185.3 ypg, ranking 4th in the AFC and 8th in the NFL...Finished as the AFC's 1st-ranked defense and 2nd in the NFL in yards per pass play (5.63)...Defense allowed just 284.7 yards per contest, and the best effort came against the Jets (10/2), giving up only 152 yards on 48 attempts...Ravens defense finished 3rd in the AFC in 3rd-down efficiency, allowing opponents to convert on just 36.1% of their opportunities...**Baltimore allowed 4.6 yards per play, closing the year behind the Steelers (4.45), ranking 2nd in the AFC and 3rd in the NFL.****

**2000-2004: (with Miami) Under Brooks as Miami's DL coach, the Dolphins' defense recorded at least 44 sacks 3 times and averaged nearly 3 sacks a game over a 4-year span...**The Dolphins finished in the top 5 in run defense 2 years straight (2002-03). **2004: DL recorded 28 of 36 sacks...Ranked 2nd in NFL passing ypg (162 yards) and tied for 2nd in the NFL in points allowed per game...Miami executed the 2nd-most 3-and-out series (58) in the league. 2003: Pro Bowl DE Adewale Ogunleye's 15 sacks and Taylor's 13 gave Miami the top sack tandem in the NFL...The defense allowed a run average of only 90.8 ypg. 2002: Miami was 2nd in the AFC and tied for 4th in the NFL with 47 sacks, 3rd-highest total in club history...**The DL ac-

# DEFENSIVE LINE CLARENCE BROOKS

counted for for 41.5, including 18.5 by Taylor and 9.5 by Ogunleye, making them the most productive sack tandem in the NFL...Taylor's total led the league and tied a franchise single-season record...Dolphins tied for 5th in the NFL in run defense (97.1 ypg). **2000:** DEs Trace Armstrong and Taylor combined for 31 sacks, ranking the duo 1st in Dolphins history and 1st in the NFL.

**1999: (with Cleveland)** Defensive line coach.

**1993-1998: (with Chicago)** Team averaged 34.2 sacks per year. **1995:** Ranked 5th against the pass. **1993:** Ranked 4th in the NFL in total yards allowed and 3rd in passing yards. **1994:** Ranked 5th in the league in passing yards.

**1990-1992: (with University of Arizona)** DL coach, and instrumental in its "Desert Swarm" defense (1990-91).

**1981-1989: (with Syracuse)** Tutored OLBs for the 1st 6 years...Named DL coach for final 3... He worked in Dallas' training camp as part of a minority coaching fellowship program in '89.

**1976-1980: (with Massachusetts)** 1st full-time coaching post came in 1976, overseeing the DEs.

**COLLEGE:** Was a guard at the University of Massachusetts from 1970-72 and team captain in his final season...Earned All-Conference and All-East honors on the O-Line...Has a bachelor's degree in sociology.

**PERSONAL:** Attended New Bedford (MA) HS where he lettered in football and track and field...Clarence and his wife, Justa, have a son, Jason, and a daughter, Adrienne.

## DOMINANT DEFENSE

Dating back to their Super Bowl season of 2000, the Ravens' defense ranks 1st in nearly every single NFL defensive category. Below is where Baltimore stands:

**TOTAL DEFENSE**  
(Yards Allowed Since 2000)

1. PITTSBURGH	.....282.9
2. BALTIMORE	.....285.2
3. TAMPA BAY	.....286.6
4. MIAMI	.....302.8
5. WASHINGTON	.....305.8

**TAKE-AWAYS**  
(Most Since 2000)

1. BALTIMORE	.....272
2. CAROLINA	.....265
3. TAMPA BAY	.....263
4. NEW ENGLAND	.....248
5. CHICAGO	.....245

**3rd-DOWN CONVERSIONS**  
(PCT. Since 2000)

1. BALTIMORE	.....33.9
2. PHILADELPHIA	.....34.2
3. CHICAGO	.....35.3
4. TAMPA BAY	.....35.4
5. GREEN BAY	.....35.5

**INTERCEPTIONS**  
(Most Since 2000)

1. BALTIMORE	.....165
2. TAMPA BAY	.....164
3. CAROLINA	.....151
4. NEW ENGLAND	.....150
5. GREEN BAY	.....146

**POINTS PER GAME**  
(FEWEST ALLOWED SINCE 2000)

1. TAMPA BAY	.....17.2
2. BALTIMORE	.....17.3
3. PITTSBURGH	.....17.4
4. PHILADELPHIA	.....17.6
5. NEW ENGLAND	.....18.0

**RUSHING YARDS PER GAME**  
(FEWEST ALLOWED SINCE 2000)

1. BALTIMORE	..... 89.3
2. PITTSBURGH	..... 90.1
3. SAN DIEGO	..... 100.5
4. TENNESSEE	..... 102.7
5. DENVER	..... 102.8

**SACKS**  
(Most Since 2000)

1. PHILADELPHIA	.....342
PITTSBURGH	.....342
3. MIAMI	.....338
NY GIANTS	.....338
5. BALTIMORE	.....333

**INTERCEPTION TDs**  
(Most Since 2000)

1. BALTIMORE	.....20
2. CHICAGO	.....19
MINNESOTA	.....19
NEW ENGLAND	.....19





# MARK CARRIER

## SECONDARY

SOUTHERN CALIFORNIA

YEARS WITH RAVENS: 3

BORN: 4/28/68, LAKE CHARLES, LA

**M**ark Carrier launched his NFL coaching career as a Ravens in 2006 and has helped Baltimore's lauded defense combine to produce the NFL's 2nd-most INTs (45) over the past 2 seasons. (San Diego has 46 over the same span.) Ravens head coach John Harbaugh interviewed Mark last January, and Carrier was one of 6 coaches retained from the previous staff. *Carrier, an 11-year NFL player and 3-time Pro Bowler, was selected 6th overall by the Chicago Bears in the 1990*

*NFL Draft.* Mark retired after the 2000 season and launched a career as a sports commentator with various radio and television outlets, including WGN in Chicago, ESPN's XTRA-910 in Phoenix and the USC Football Radio Network.

**2006-2007: (with Baltimore) 2007: S Ed Reed was voted to his 4th Pro Bowl, stealing a team-high 7 picks...**His 34 INTs, a franchise best, ranked 1st among all active NFL players since entering the league in 2002...Reed's 880 return yards are also 1st in the NFL, as is his 25.9 avg. per return among players with at least 20 picks...S Dawan Landry started every game, posting 91 TT, 1 sack and 7 PD...CB Corey Ivy subbed and started 13 games, contributing 63 TT, 3 sacks, 1 INT, 16 PD, 1 FF and 1 FR...Injuries depleted the secondary with CBs Chris McAlister (knee), Samari Rolle (illness /shoulder) and S Gerome Sapp (thigh), missing 23 games. **2006: A Ravens' 1st - 1st in overall defense, including 6th against the pass and 1st against the run...**Totaled a franchise-best 28 picks to surpass the 25 they tallied in '02...*Both Reed and McAlister earned 3rd Pro Bowl honors...*Five INTs were picked off by Baltimore's rookie S Dawan Landry (1 for a TD), the most in the NFL for a rookie DB in 2006...It tied a Ravens' rookie record for picks in a single season with Reed ('02), McAlister ('99) and CB Duane Starks ('98)...Unit returned 5 of the 28 INTs for TDs (tops in the NFL), tying 2004 team record...Baltimore dominated the turnover battle, earning a +17 ratio, producing the NFL's 2nd-most take-aways with 40 (Chi. was tops with 44)...Was best in the NFL on 3rd down, limiting opponents to just a 28.8% success rate...Ravens produced 22 sacks on 3rd down (2nd in the NFL) and 8 INTs, tying for the 4th most.

**2004-2005: (with Arizona State)** Coached Sun Devils cornerbacks...ASU won back-to-back bowl

### AT A GLANCE

**NFL PLAYER EXPERIENCE (11):** 1990-96 (Chicago Bears); 1997-99 (Detroit Lions); 2000 (Washington Redskins)

**3-time Pro Bowl safety and 1990 NFL Defensive Rookie of the Year for the Chicago Bears**

**COACHING BACKGROUND (6):** 2003 (Brophy College Prep); 2004-05 (Arizona State); 2006-08 (Baltimore Ravens)

games for the 1st time in nearly 20 years. **2005:** ASU won 45-40 over Rutgers in the Insight Bowl. **2004:** ASU defeated Purdue, 27-23, in the Sun Bowl.

**1990-2000: (as a player) 2000-2000:** Played final season (with Was.), tallying 32 INTs in his career...Mark retired after the 2000 season. **1997-1999:** Was co-host on Sunday night sports telecasts for Detroit's WKBD-TV while

playing for the Lions. **1999:** Was a Pro Bowl alternate (with Det.)... *Named the Lions' Joe Schmidt Leadership Award winner* for 2nd-straight season. **1998:** Was Lions defensive co-captain and named team's Joe Schmidt Leadership Award winner...Named the *NFL's top FS by Sports Illustrated*. **1997:** Defensive captain and made all the calls in the secondary. **1990-1996:** Played in 108-straight games (with Chi.) to start his NFL career, before missing his 1st game with an ankle injury...While a S for the Bears, Carrier was a football analyst for both WGN-TV and radio. **1994-95:** Posted 2 100-tackle seasons for Chicago. **1993:** Was honored with his *3rd Pro Bowl selection*. **1991:** Earned his *2nd trip to the NFL Pro Bowl*. **1990:** Selected as the *6th overall pick by the Bears in the NFL Draft*...Led the NFL with 10 INTs, the highest single-season mark in the '90s...Exceptional rookie season led to **1st Pro Bowl** selection and *NFL Defensive Rookie of the Year award*...Posted a *career-high 122 tackles* and a *career-high 20 PD*...Also notched 5 FF.

**COLLEGE:** Stellar safety at USC...Entered the NFL Draft as a junior after being honored as *USC's 1st Jim Thorpe Award winner (1989)*, presented to the nation's best DB...Was a 2-time 1st-team All-American...Earned a B.A. in communications (1993).

**PERSONAL:** Launched career (2001) as a sports commentator with various radio and TV outlets... Was co-host of the pre- and post-game shows for the USC Football Radio Network...All-American at Long Beach Poly (CA) HS...*Established MacKids Foundation* in honor of his son, Mac, to raise money for a number of causes, such as disaster and Red Cross relief...Mark and his wife, Andrea, have a son, Mac, and a daughter, Lexi.



# JOHN "MOTHER" DUNN

## ASSISTANT STRENGTH & CONDITIONING

PENN STATE

YEARS WITH RAVENS: 1

BORN: 7/22/56, GREAT BARRINGTON, MA

John "Mother" Dunn was named assistant strength and conditioning coach by head coach John Harbaugh in Feb., of 2008. Having built a reputation for producing some of the strongest and best-conditioned players in the NFL, John was voted by his peers as the *NFL's Professional Strength and Conditioning Coach of the Year in 1994, while with San Diego*. Dunn brought 22 years of professional coaching experience to the Ravens' program. "Mother" has an uncanny knack of getting players to buy in to his programs. Dunn's energetic, open-minded approach to conditioning keeps him open to and researching for new training protocols.

**2007: (with Army)** Dunn served a brief stint at West Point, recruited in Dec., '07, but signed on with Harbaugh and the Ravens (2/12/08).

**2004-2005: (with Washington)** **2005:** Served a 2nd year in the same role for the Redskins. **2004:** Tapped by head coach Joe Gibbs for a 2nd time (1984-86) as head strength and conditioning coach.

**1997-2003: (with NY Giants)** Spent 7 years as the Giants' head strength and conditioning coach...Players experienced minimal injuries under Dunn's guidance and were well prepared to stay healthy throughout the season. **2001:** Introduced mandatory yoga classes to the team to provide flexibility, breathing, concentration exercises and diversity. **2000:** Highlights included winning the NFC Championship and advancing to Super Bowl XXXV against the Ravens. **1999:** Offered martial arts as part of the players' training regimen.

**1990-1996: (with San Diego)** While at San Diego, 3 of Dunn's assistants went on to become

### AT A GLANCE

Signed as a rookie free agent with the Philadelphia Eagles in 1978 - stayed through preseason

Voted by peers as NFL's Professional Strength and Conditioning Coach of the Year in 1994 (San Diego)

**COACHING BACKGROUND (23):** 1984-86 (Washington Redskins); 1987-89 (L.A. Raiders); 1990-96 (San Diego Chargers); 1997-2003 (NY Giants); 2004-05 (Washington Redskins); 2007-08 (Army); 2008 (Baltimore Ravens)

head strength coaches in the NFL: Chris Clawson (L.A. Rams), former Raven Chip Morton (Bengals) and John Hastings (Redskins). **1994:** Was part of their championship run, as the Chargers advanced to play San Francisco in Super Bowl XXIX...Voted by his peers as the *NFL's Professional Strength and Conditioning Coach of the Year*.

**1987-1989: (with Oakland)**

**1987:** Hired and posted a 3-year stint to lead the Raiders' strength and conditioning

program.

**1984-1986: (with Washington)** **1984:** Hired and served as assistant strength and conditioning coach under Joe Gibbs in Dunn's 1st NFL position.

**COLLEGE:** Named one of the Lions' co-captains as a senior...Played defensive line at Penn State for 2 seasons before switching to the O-line in his junior and senior years...Graduated with a degree in health and physical education...An undrafted free agent with the Philadelphia Eagles in 1978 who was later released following the preseason.

**PERSONAL:** A 3-sport star at Taconic Hills (Philmont, NY) HS...Lettered in football, basketball, and track and field...Was nationally ranked in the shot put as a senior...Served as a graduate assistant O-Line coach at his alma mater in 1979...Dunn founded his own gym - "Mother" Dunn Nautilus - which had locations in PA and NY in 1980...Nicknamed *Mother* by PSU teammates as a freshman...Named after former Nittany Lion's 1st All American at Penn State William Thomas Dunn (1906)...John and his wife, Julia, have 2 daughters: Jessica and Taylor.

### DID YOU KNOW?

"I've had the privilege, over the years, to work with some former NFL players and administrators who have had outstanding careers," said "Mother" Dunn. "The opportunity came from being in the right place at the right time and working with great people in great organizations."

#### WASHINGTON REDSKINS

Joe Theismann  
LaVar Arrington  
John Riggins  
Darrell Green

#### OAKLAND RAIDERS

Jim Plunkett  
Howie Long  
Bo Jackson  
Marcus Allen

#### SAN DIEGO CHARGERS

Junior Seau  
Marty Hurney\*  
Bill Devaney\*

#### NY GIANTS

Michael Strahan  
Kerry Collins  
Jeremy Shockey



# VIC FANGIO

## SPECIAL ASSISTANT TO THE HEAD COACH

EAST STROUDSBURG STATE

YEARS WITH RAVENS: 3

BORN: 8/22/58, DUNMORE, PA

Vic Fangio entered his 3rd year with the Ravens in an expanded position as special assistant to head coach John Harbaugh. Fangio was one of 6 assistant coaches retained by Harbaugh in Jan., 2008. Prior to the Ravens, *Fangio coached defensive units that led the league or were in the top 3 in 7 or more major statistical categories. His defenses ranked in the top 7 in the takeaway category 3 times (1995-96, 1998). Coached the "Dome Patrol," the stellar corps of LBs that led the Saints' defense: Ricky Jackson, Pat Swilling, Sam Mills and Vaughan Johnson.*

**2006-2007: (with Baltimore) 2007:** Continued in his role as special assistant to the head coach/defense for a 2nd season. **2006:** *The Ravens' "D" ranked 1st overall in the NFL, 2nd against the rush, 6th against the pass and set several franchise records... Baltimore earned a 13-3 record and a 1st-round bye.*

**2002-05: (with Houston) 2004:** Defense set a team record with 22 INTs (5th in NFL), scoring 5 TDs...Kept opponents out of the end zone for 13-straight quarters, from Week 13 to Week 16...That scoreless run was the NFL's best of the season. **2003:** Five opening day defensive starters landed on IR, including 2 Pro Bowlers: CB Aaron Glenn and DE Gary Walker. **2002:** Named DC for Texans under head coach Dom Capers... Ranked 8th in the AFC in total defense and 4th in the conference in pass defense...Ranked 7th in the NFL in 3rd-down defense, 8th in red zone defense, 4th in penalties and 9th in yards per play...At Heinz Field in Week 14, the young Texan team beat the Steelers, 24-6...Defense scored all 3 TDs.

**1999-2001: (with Indianapolis) 2001:** Colts posted a 6-10 record. **2000:** Finished season with a 10-6 record...Defense tallied 42 sacks...Vic's defense made strides in all statistical categories, allowing Indy to post a stellar 23-9 record in 2 seasons (1999-2000)...Fangio helped turn around a Colts' team that had been 6-26 in the 2 previous seasons (1997-98). **1999:** *Colts posted a 13-3 record in Fangio's 1st season, in what was described by media as the greatest 1-year turnaround in NFL histo-*

### AT A GLANCE

Fangio was a DC with 3 NFL teams for 11 seasons (1995-2005) - the Panthers, Colts and Texans, respectively

LB unit (Saints) was voted the best in NFL history by NFL Network

**COACHING BACKGROUND (30):** (1979-81) (Dunmore HS); 1982 (Milford Academy); 1983 (North Carolina); 1984-85 (USFL-Philadelphia/Baltimore Stars); 1986-94 (New Orleans Saints); 1995-1998 (Carolina Panthers); 1999-2001 (Indianapolis Colts); 2002-05 (Houston Texans); 2006-08 (Baltimore Ravens)

ry...Named defensive coordinator and marked his 3rd hire under Jim Mora... Indy won its 1st division championship in 15 seasons.

**1995-1998: (with Carolina) 1996:** Posted a 12-4 mark... Ranked 1st in 3rd-down defense, 1st in sacks, 2nd in 1st downs allowed and 5th in take-aways...Defense allowed just 218 points, which ranked 2nd in the NFL...*Panthers yielded 5 TDs and 56 points in the 2nd half of the season, breaking Chicago's 1985 record of 71 points...*Record still stands today...Coached 3 All-Pro LBs

in Lamar Lathan, Sam Mills and Kevin Greene... Won the NFC West title in their 2nd season...Reached the NFC Championship Game. **1995:** Named DC for expansion Panthers under head coach Dom Capers...Tied for 7th in NFL in total defense; ranked 6th in scoring defense, 10th in rushing defense, 5th in take-aways and 2nd in defensive passer rating.

**1986-1994: (with New Orleans) 1992:** A 12-4 mark gave the Saints a 23-10 record for the last 2 seasons...*Coached the vaunted "Dome Patrol," the stellar corps of LBs that led the Saints' defense: Ricky Jackson, Pat Swilling, Sam Mills and Vaughan Johnson...It was the only LB unit from 1 team to be voted to the Pro Bowl on the 1st ballot...Voted best LB unit in NFL history by NFL Network.* **1989:** Saints posted a 1st-place finish at 9-7. **1987:** Advanced to playoffs for the 1st time at 12-4. **1986:** Named OLB coach.

**1984-85: (with Philadelphia/Baltimore Stars)** Defensive assistant in USFL...*Teams won back-to-back USFL championships.*

**1983: (with North Carolina)** Vic was hired as a graduate assistant for the Tar Heels at Chapel Hill.

**1982: (with Milford Academy)** Spent 1 season as a defensive coordinator. **1979: (with Dunmore HS, PA) 1980:** Vic was promoted to DC. **1979:** Launched his coaching career as an LBs coach.

**COLLEGE:** Attended E Stroudsburg St.

**PERSONAL:** Attended Dunmore (PA) HS...Vic was inducted into the N.E. Pennsylvania Hall of Fame in 1993...Vic has a son, Christian, and a daughter, Cassie.



# WADE HARMAN

## TIGHT ENDS

DRAKE UNIVERSITY

YEARS WITH RAVENS: 10

BORN: 10/1/63, CORYDON, IA

**W**ade Harman entered his 10th year of coaching the Ravens tight ends and is one of 6 assistants retained by head coach John Harbaugh. Under Harman's guidance, Pro Bowl TE Todd Heap became the all-time franchise leader in receptions, yards and receiving TDs in 2005...He ranked 3rd among active TEs over the past 5 seasons in receptions and yards...Previously, Harman also assisted coaching the O-line.

**1999-2007: (with Baltimore)** Harman continued as TEs and assistant offensive line coach. **2007:** The injury-depleted offense ranked 22nd overall in the league and started 3 different QBs – also because of injuries...Heap (tigh) missed 6 games...By Week 17, there were 5 TEs listed on the roster...Quinn Sypniewski started 9 of 15 games subbing for Heap and Dan Wilcox...“Q” ranked 4th on the team (34-246), but missed the season finale (concussion). **2006:** Heap completed a Pro Bowl-deserving season, ranking 1st on the team (73 catches-765 yards), posting a team-best 6 TDs... Todd ranked 3rd among active TEs over the last 5 seasons in receptions (300) and yards (3,452)...He posted 25 TDs in that span... Wilcox started 6 of 14 games (20 catches, 166 yards) and a career-high 3 TDs...Sypniewski saw action in all 16 games, starting 3...He was instrumental in pass protection, allowing just 17 sacks all season (2nd-lowest total in the NFL). **2005: Heap became the all-time receiving franchise leader in receptions (243), yards (2,893) and receiving TDs (20)...Voted 1st alternate to the Pro Bowl, Heap was 3rd among active NFL TEs in catches and yards over the last 4 seasons (2002-05, behind Tony Gonzalez and Jeremy Shockey)...He ranked 2nd in the AFC in 3rd-down receptions, behind WR Derrick Mason's 30...The tremendous tandem of Mason and Heap formed the hottest WR/TE combination in the NFL with 161 receptions in 2005, leading all duos in that category... Finished 3rd in the NFL among TEs (75-855), posting 7 TDs (behind Antonio Gates and Gonzalez)...Wilcox (ankle) started 3 of 13 games before going on IR. **2004:** The Ravens struggled all season with injuries to key Pro Bowl-type players, especially on offense...Heap missed 10 games and most of 2 others, but still managed to lead Ravens TEs (27-303), and 3 TDs...LT Jonathan Ogden missed 4**

### AT A GLANCE

Wade is the only remaining offensive coach from the Super Bowl XXXV run in 2000. Coached players the caliber of TEs Shannon Sharpe and Todd Heap

**COACHING BACKGROUND (22):** 1987-91 (Utah State); 1992-95 (University of the Pacific); 1996 (Morningside College); 1997-98 (Minnesota Vikings); 1999-2008 (Baltimore Ravens)

games...C Mike Flynn missed the 1st 7 games of the season, but returned to start 4 games at RG and 1 at center. **2003:** Heap led the team in receptions for the 2nd consecutive season (57-693)...*Heap made 2nd straight trip to the Pro Bowl.* **2002:** Ravens were the only team in the NFL to have a TE (Heap) lead his team in receptions (68-836 yards)...The Arizona native also tied for the team-lead with 6 TDs...He

posted 2 2TD games (vs. Jax. and Den.) and 2 go-ahead TDs (at Pit. and at Cin.)...His game-winning TD at Cin. (27-23) occurred with only minutes remaining... *Heap made his 1st trip to the Pro Bowl...* Rookie TE Terry Jones emerged, starting 6 of 14 games (11-106). **2001: Future Hall of Famer Shannon Sharpe became the NFL's all-time pass-catching TE (11/18 vs. Cle.), eclipsing GM Ozzie Newsome's NFL marks (662-7,980)...Sharpe posted 690 career receptions for 8,553 yards, both all-time NFL records for a TE, earning a spot at the Pro Bowl.** **2000:** Ravens signed Sharpe, who led the team (67-810), posted 5 TDs, and added huge plays in the postseason (6-230), scoring 2 TDs. **1999:** Joined Ravens as TEs coach/assistant offensive line.

**1997-98: (with Minnesota)** Launched pro career, spending 2 seasons as a coaching assistant, helping OL coach Mike Tice...Assisted with playbook development, practice plans and schedules, game plans, opponents scouting reports and assisted the pro personnel department.

**1996: (with Morningside College)** Served as OC and OL coach in Sioux City, IA.

**1992-95: (with U. of the Pacific)** Coached a variety of offensive positions and monitored administrative affairs for the football program.

**1987-91: (with Utah State)** **1991:** Coached RBs. **1989-90:** TEs coach. **1987-88:** Entered the coaching ranks as a graduate assistant.

**COLLEGE:** LB at Utah State after transferring from Drake...Has a degree in computer science (Drake)...Earned master's in health, physical education and recreation from Utah State '88.

**PERSONAL:** Attended Wayne Community HS (Corydon, IA)...Wade and wife, Angie, have 2 daughters, Madison and Rylee, and a son, Hunter.





# JIM HOSTLER

## WIDE RECEIVERS

INDIANA UNIVERSITY (PA)

YEARS WITH RAVENS: 1

BORN: 11/7/66, PITTSBURGH, PA

### AT A GLANCE

#### Pronounced HOSS-ler

Helped develop players the caliber of Santana Moss, Wayne Chrebet, Justin McCareins and Donte Stallworth

**COACHING BACKGROUND (19):** 1990-92 (IUP); 1993 (Juniata College); 1994-99 (IUP); 2000 (Kansas City Chiefs); 2001-02 (New Orleans Saints); 2003-2004 (New York Jets); 2005-07 (San Francisco 49ers); 2008 (Baltimore Ravens)

Jim Hostler joined head coach John Harbaugh's staff in Feb., 2008 as the wide receivers coach, following a 3-year stint with the San Francisco 49ers. Jim served as offensive coordinator last season for the NFC West team. Hostler brings a toughness and attention to detail, along with offensive coordinator experience, to the Ravens' wide receiver corps. *As WRs coach for the New York Jets ('04) and assistant WRs coach for the Saints (2001-02), the gifted former college cornerback helped develop players the caliber of Santana Moss, Wayne Chrebet, Justin McCareins and Donte Stallworth.*

**2005-2007: (with San Francisco) 2007:** Hostler was promoted to offensive coordinator based on extensive work on offense and strong tutoring of QB Alex Smith (drafted 1st overall, 2005)...Smith battled through injuries and started 7 games before being placed on IR (shoulder). **2006:** Smith became the franchise's 1st QB to take every snap in the regular season...In the season kickoff vs. Arizona (9/10) on MNF, he completed 15 of 31 passes for 126 yards, while also rushing for 36 yards on 3 carries...Led team on game-winning drive, completing 6 of 10 passes for 60 yards to go along with a 25-yard rush on 4th down...Engineered a 4th-quarter comeback with 2 TD passes and an 18-yard TD run at Seattle (12/14) in a nationally televised 24-14 win...Finished with single-season career highs in every category; attempts (442), completions (257), yards (2,890) and TDs (16). **2005:** Hostler was hired as QBs coach by 49ers head coach Mike Nolan, former Ravens defensive coordinator...Smith amassed 875 yards (84-of-165) in his 7 starts (9 games played) as a rookie.

**2003-2004: (with N.Y. Jets) 2004:** Re-assigned to wide receivers coach...McCareins had arguably his best season under Hostler, starting 16 games and finishing with a career-high 56 receptions and 770 receiving yards...Moss finished the season as a starter in 14 of 15 games, posting 45

catches for 838 yards and 5 TDs...His 838 receiving yards were a team-high...Under Hostler's guidance, Moss also recorded a game-high 157 receiving yards against Detroit (11/7), which remains the 4th-highest total in his career. **2003:** Named quarterback coach.

**2001-2002: (with New Orleans) 2002:** Added responsibility of assistant WRs coach to responsibilities. **2001:** Hired as the offensive assistant/quality control.

**2000: (with Kansas City)**

Launched NFL coaching career as an offensive assistant/quality control.

**1994-1999: (with Indiana University of PA)**

Hostler was part of an IUP team that qualified for the NCAA Division II playoffs 5 times in his 9 years. **1999:** Named offensive coordinator/QBs coach. **1997-98:** Named linebackers coach. **1994-96:** Coached running backs.

**1993: (with Juniata College, PA) 1993:** Named offensive coordinator and was the youngest coach at his position in college football.

**1990-92: (with Indiana University of PA): 1990:** Launched his coaching career as a RBs coach at his alma mater...The team earned the National Championship game.

**COLLEGE:** Standout CB at Indiana University of Pennsylvania (1986-89)...Hostler was a 4-year letterwinner and 2-time All-Conference selection at CB...Jim helped the Indians capture 2 Pennsylvania State Athletic Conference titles and 3 trips to the Division II playoffs, dominating the field with a 38-9 record...He was also a 1st-team All-ECAC (Eastern College Athletic Conference) selection as a senior, after leading the team with 5 INTs...Jim earned a bachelor's degree in criminology in 1989.

**PERSONAL:** Hostler attended Bethel Park (PA) HS...Jim and his wife, Jen, have 3 sons, Clint, Grant and Cooper, and also a daughter, Attie.

### DID YOU KNOW?

In 2007, WR Derrick Mason led Baltimore in catches 13 of 16 games. To finish the year, Mason posted the NFL's 3rd-most receptions (103) totalling a team-best 1,087 yards and 5 TDs receiving. He had a league-high 36 catches on 3rd down, with 24 earning 1st downs. During his 11-year career, Mason has made himself into one of the most valuable targets in the NFL.



# HUE JACKSON

## QUARTERBACKS

UNIVERSITY OF THE PACIFIC

YEARS WITH RAVENS: 1

BORN: 10/22/65, LOS ANGELES, CA

**H**ue Jackson entered his 1st year as QB coach for the Baltimore Ravens, joining head coach John Harbaugh's staff last February. The versatile Jackson brings an impressive resume built over the course of his 23-year coaching career. He served as offensive coordinator for 2 NFL teams (Atlanta - 2007 and Washington - 2003) and 2 NCAA teams (USC - 1997-2000 and California - 1996).

*Under Hue's tenure (2004-06) in Cincinnati, Chad Johnson and T.J. Houshmandzadeh became one of the most prolific wide receiving tandems in Bengals and NFL history.*

**2007: (with Atlanta) 2007:** Spent 1 season as the Falcons' OC amidst unusual adversity...Starting QB Michael Vick was lost for the season...All 3 backup QBs, new to Atlanta in '07, played a part in subbing for Vick...Head coach Bobby Petrino resigned in mid-December to re-join the college ranks.

**2004-2006: (with Cincinnati) 2006:** Tutored talented Bengals' WR corps...Johnson (1,369) and Houshmandzadeh (1,081) became the 1st pair of Bengals to eclipse the 1,000-yard receiving mark in a single season...Johnson led the NFL in receiving yards and for the 4th-consecutive season, his yards topped the AFC...*It marked the 1st time a player had led his conference in receiving yards in 4-straight seasons...* Established an NFL record for most receiving yards in consecutive games (450) and a Bengals' record for most single-game receiving yards (260 against Chargers)...The Pro Bowl receiver also set the top 4 marks for receiving yards in a single-season... Also holds the team record for most 100-yard receiving games (26)...Houshmandzadeh peaked in Jackson's final year when he totaled then-career highs (90-1,081)...T.J. improved each year under Hue's tutelage...In '07, Jackson's 1st year away from the wideout, T.J. tied for the NFL lead in catches (112 -1,143 yards), earning his 1st Pro Bowl nod...Jackson also worked with talented young receiver Chris Henry, helping him to produce career highs in receptions (36), yards (605) and TDs (9) in 2006. **2005:** In 2nd year, the Johnson-Houshmandzadeh tandem combined to total 175 receptions for 2,388 yards, while helping

### AT A GLANCE

Recruited and coached Bengals 2-time Pro Bowl QB Carson Palmer at USC

Coached Chad Johnson and T.J. Houshmandzadeh at Cincinnati

**COACHING BACKGROUND (23):** 1987-89 (Pacific); 1990-91 (Cal State-Fullerton); 1992-1995 (Arizona State); 1996 (California); 1997-2000 (USC); 2001-2003 (Washington Redskins); 2004-2006 (Cincinnati Bengals); 2007 (Atlanta Falcons); 2008 (Baltimore Ravens)

team secure the AFC North title and a playoff berth for the 1st time in a decade...The duo scored 27 of the team's 48 TDs, helping the Bengals finish 4th in the NFL in scoring (26.3 ppg). **2004:** Hired by head coach Marvin Lewis (together at Redskins in 2002) and provided immediate leadership for the young receivers.

**2001-2003 (with Washington): 2003:** Was promoted to offensive coordinator by head coach Steve Spurrier, the season before Spurrier resigned...

Handled team's offensive play-calling, becoming the only coach to perform that duty by someone other than Spurrier. **2002:** Pro Bowl RB Stephen Davis was on pace for another 1,000-yard rushing season before suffering a season-ending injury. **2001:** Hired as RB coach...Davis posted a career-high 1,432 rushing yards.

**1997-2000: (with USC) 2000:** USC's offensive coordinator from 1997-2000, helping to recruit and develop players, including QB Carson Palmer, with whom he was later reunited in Cincinnati. **2003:** Palmer was the NFL's No. 1 overall pick by the Bengals. **1998:** Palmer's 1st year with Jackson as coach.

**1996: (with University of California at Berkeley)** Cal's OC, helping lead the Golden Bears to an Aloha berth.

**1992-1995: (with Arizona State)** Coached RBs (1994-95). **1995:** Served as a training camp intern with the Redskins. **1992:** Served as a training camp intern with the Arizona Cardinals.

**1990-1991: (with Cal State-Fullerton)** Served as RBs coach and Special Teams coordinator. **1991:** Gained pro coaching experience as a RBs/WRs/STs coach for the London Monarchs of the World League in the spring. **1990:** Served as a training camp intern with the L.A. Rams.

**1987-1989: (with University of Pacific)** Launched career as a RB coach.

**COLLEGE:** A QB at Pacific from 1985-86, throwing for 2,544 yards and 19 TDs in his career...Lettered in basketball in 1986...Earned his degree in physical education.

**PERSONAL:** Star QB for Dorsey (L.A., CA) HS, where he lettered in basketball and football.



# MARWAN MAALOUF

## ASSISTANT SPECIAL TEAMS

**BALDWIN-WALLACE**

**YEARS WITH RAVENS: 1**

**BORN: 11/26/76, STRONGSVILLE, OH**

**M**arwan Maalouf entered his 1st season with the Baltimore Ravens' in Jan., 2008, when he was named assistant special teams coach by head coach John Harbaugh. Maalouf rejoined special teams coordinator Jerry Rosburg, for whom he worked in Cleveland for 3 years. Marwan is an experienced personnel evaluator and teacher whose expertise will assist Rosburg in creating special teams schemes.

**2007:** Worked for Scouts Inc., writing weekly scouting reports and game previews that appeared on ESPN.com...Marwan also served as a volunteer coach for Baldwin-Wallace, working primarily with the O-line.

**2004-2006: (with Cleveland) 2006:** STs finished with a 5th overall rating...Spent his 3rd season with the Browns, including his 3rd as quality control coach with an emphasis on special teams...Maalouf worked under Ravens current special teams coordinator, Jerry Rosburg... RS Joshua Cribbs finished 3rd in the NFL with 1,545 total return yards...The Browns boasted a 10.3-yard punt return average for the season, 7th in the NFL. **2005:** Cleveland's punt return unit ranked 4th in the league with a 10.1 average... Team earned a No. 6 overall ranking in *The Dallas Morning News'* annual special teams poll, a comprehensive evaluation compiled by *The Dallas Morning News* reporter Rick Gosselin. **2004:** Marwan joined the Browns as a scouting administrator and was responsible for film breakdown and game-planning, as well as

### AT A GLANCE

#### Pronounced Mah-LOOF

Browns earned a No. 5 overall ranking (2006) in *The Dallas Morning News'* annual special teams poll, a comprehensive evaluation compiled by national sports-writer Rick Gosselin.

**COACHING BACKGROUND (9):** 2000 (Baldwin-Wallace College); 2001 (Fordham University); 2002 (Eastern Michigan University); 2002-03 (Rutgers); 2004-07 (Cleveland Browns); 2008 (Baltimore Ravens)

college and pro scouting...On the field, Maalouf worked with the O-line as offensive quality control coach.

#### 2002-2003: (with Rutgers)

He spent 2 seasons at Rutgers as an assistant offensive line coach and assisted in all phases of special teams... Under Craig Ver Steeg, the Scarlet Knights offensive coordinator and the newly appointed Ravens' offensive assistant, Maalouf coached the unit with current Florida

International head coach Mario Cristobal.

#### 2002: (with Eastern Michigan University)

Held a graduate assistant post, but left mid-season to join the Rutgers' coaching team.

#### 2001: (with Fordham University)

Served as assistant offensive line coach.

#### 2000: (with Baldwin-Wallace College)

Started coaching career at his alma mater...Was the Yellow Jackets' assistant O-line coach.

#### COLLEGE:

Earned 3 letters while playing offensive guard from 1997-99...A 2-time All-Ohio Athletic Conference selection...Named Baldwin-Wallace's Outstanding Offensive Lineman and elected team captain his senior season...Earned a degree in history from Baldwin-Wallace.

#### PERSONAL:

Marwan is a graduate of Strongsville (OH) HS, where he lettered in track and field for the Mustangs...Born and raised in Ohio, Marwan keeps close ties with his family and friends in the greater Cleveland area.

### OGDEN RETIRED IN 6/12/08

On Thursday, June 12, 2008, Jonathan Ogden held a press conference at the Ravens' facility in Owings Mills to announce his retirement from the NFL after an extraordinary 12-year career on the Ravens' O-line.

The Ravens have undergone many changes since joining the NFL in 1996. Until now, the one thing that has stayed the same is the presence at left tackle. Ogden, Baltimore's 1st-ever draft pick (4th overall), played in 177 games, standing only behind K Matt Stover (191) for the most service in franchise history. In 2007, Ogden was named to his 11th-consecutive Pro Bowl. His 11 Hawaiian All-Star honors tie for the 2nd most among all active NFL players entering 2008.

#### MOST PRO BOWL SELECTIONS/ACTIVE PLAYERS\* - ENTERING 2008

PLAYERS	PRO BOWLS	
JUNIOR SEAU	12	
LARRY ALLEN	11	
JONATHAN OGDEN*	11	*RETIRED 6/12/08



# JOHN MATSKO

## OFFENSIVE LINE

KENT STATE UNIVERSITY  
YEARS WITH RAVENS: 1  
BORN: 2/2/51, CLEVELAND, OH

John Matsko, who joined the Ravens as the team's offensive line coach in Jan., 2008, as one of head coach John Harbaugh's new hires, is a 35-year coaching veteran. At the forefront of teaching offensive linemen, John has a tremendous track record, and his forte has always been developing players. **Matsko presided over the blocking unit of one of the most prolific offenses in NFL history in the St. Louis Rams.** John has tutored a number of Pro Bowl linemen and coached the high-powered St. Louis offense for 7 years (1999-2005). Matsko had tenure at Kansas City, NY Giants, New Orleans and the Phoenix Cardinals.

**2006-2007: (with Kansas City) 2007:** Spent his 2nd season as offensive line coach. **2006:** The O-line helped pave the way for a KC rushing attack that ranked 5th in the AFC, averaging 133.9 rushing yards per game...Injuries forced the Chiefs to utilize 5 different starting combinations on the offensive front...But, Chiefs offensive linemen still opened plenty of holes for Pro Bowl RB Larry Johnson...**Johnson established a franchise single-season record with 1,789 rushing yards and set an NFL single-season record with 416 carries...Also established a team record with 11 100-yard rushing performances...** Under Matsko, G Will Shields earned his 12th Pro Bowl berth, while G Brian Waters was named to the AFC Pro Bowl squad for a 3rd-consecutive year.

**1995-2005: (with St. Louis)** St. Louis led the NFL in total offense for the 1st 3 seasons of Matsko's tenure with the club, while producing 3 NFL MVPs in the process - QB Kurt Warner ('99, '01) and RB Marshall Faulk ('00)...John was instrumental in the development of 7-time Pro Bowl T Orlando Pace and 2-time Pro Bowl honoree G Adam Timmerman. **2004:** Rams made a run for the postseason, despite injuries that ravaged the O-line...Offense lost starting T Kyle Turley prior to the season and starting C Dave Wohlabaugh in the opening game...STL was forced to start 9 different players along the line that season...Rams still reached the postseason and claimed a 27-20 Wild Card win at Seattle (1/8/05). **2000:** Was part of the **Rams' offensive juggernaut that posted a franchise-best 540 points and averaged a league-best 442.2 yards per game.** **1999:** Part of a Rams'

### AT A GLANCE

**Matsko presided over the blocking unit for one of the most prolific offenses in NFL history - St. Louis Rams**

**Coaching Background (35):** 1974-75 (Miami-OH); 1976 Danbury HS, OH; 1977 Miami-OH; 1978-84 (North Carolina); 1985 (Navy) 1986 (Arizona) 1987-91 (USC); 1992-93 (Phoenix Cardinals); 1994-96 (New Orleans Saints); 1997-98 (NY Giants); 1999-2005 (St. Louis Rams); 2006-07 (Kansas City Chiefs); 2008 (Baltimore Ravens)

club that steamrolled its way to a 13-3 regular season record and a **victory over Tennessee in Super Bowl XXXIV.**

**1997-1998: (with NY Giants)** Spent 2 seasons as the O-line coach.

**1994-1996: (with New Orleans)** Posted a 3-year stint as O-line coach...Helped T Willie Roaf earn his 1st 3 Pro Bowl berths.

**1992-1993: (with Phoenix Cardinals) 1992:** Launched NFL coaching career as the O-line coach on Joe Bugel's staff... Phoenix RB Ronald Moore became the 1st Cardinals' rusher to top the 1,000-yard barrier since 1985.

**1987-1991: (with USC) Member of the USC coaching staff that helped produce 3-consecutive Rose Bowl appearances ('87-89), culminating in a 17-10 victory over Michigan ('89)... During his tenure, O-linemen took home all-conference honors 7 times. 1991:** Coached T Tony Boselli who was named All-Pac 10 as a freshman. **1989:** Promoted to offensive coordinator. **1987:** Named O-line coach.

**1986: (with University of Arizona)** Named offensive line coach.

**1984-1985: (with Navy)** Instructed the O-line.

**1978-1984: (with North Carolina)** Served a 7-year term as the offensive coordinator/offensive line coach.


**1976:** Head football coach at Danbury (Lakeside Marblehead, OH) HS.

**1974-1975, 1977: (with Miami - OH)** Spent 3 years at Miami (Ohio) University. **1977:** Promoted to O-line coach. **1974-75:** Served as a graduate assistant for 2 years.

**COLLEGE:** Earned his bachelor's degree in business education at Kent State University in 1973...Played football for the Golden Flashes... Has a master's degree in education from Miami (OH).

**PERSONAL:** Attended Mentor (OH) HS, where he played football and basketball...John and his wife, Kim, have 4 children: 2 daughters, Marie and Liz, and 2 sons, John and Michael... Their daughter, Liz, and son-in-law, Roque, have a newborn daughter, Jacqueline, the Matsko's 1st grandchild.





# GREG MATTISON

## LINEBACKERS

WISCONSIN-LA CROSSE

YEARS WITH RAVENS: 1

BORN: 11/15/49, MADISON, WI

**G**reg Mattison joined the Baltimore Ravens and head coach John Harbaugh's staff as the team's linebackers coach in Feb., 2008. Mattison brings a stout resume of 37 years of coaching experience at some of the most productive big-name college football programs and was finally coaxed into the pro ranks by Harbaugh. *Mattison has 11 years of defensive coordinator experience. In that span, he has coached 18 eventual NFL players, including 7 players drafted in the 1st 3 rounds and 2 in the 1st round – DEs Jarvis Moss and Derrick Harvey.*

**2005-2007: (with Florida) 2007:** As co-defensive coordinator/D-Line coach, Greg helped install an aggressive attacking scheme...Gators led the SEC and ranked 10th nationally in rushing defense. **2006: Helped the Gators win the National Championship.**...Gators' defense held Ohio State to 82 total yards, winning the national championship, 41-14...Topped the SEC in rushing defense at 72.5 yards allowed per game (2nd-lowest total in school history)...Finished 2nd in the SEC in total defense, allowing an average of 255.4 yards per contest...Gators run defense ranked 5th in the nation, and total defense ranked 6th. **2005:** Named co-defensive coordinator/defensive line coach...Unit improved in 14 statistical categories...Ranked 9th in the nation in total defense (299.8 ypg) and 10th nationally in rushing defense (94.9 ypg)...Also forced 31 turnovers (resulting in 114 points), tops in the SEC and 9th-most nationally...Defense recorded 33 sacks, the 25th-best total nationally...Their 337 yards on TFL were tops in school history (since records kept in 1983)...Gators were 3rd in the SEC in 3-and-outs.

**1997-2004: (with Notre Dame) 2004:** Served as D-line coach/recruiting coordinator (2002-04)... Irish defense permitted 94.4 ypg to rank 9th in the NCAA. **2003:** Irish D-line produced 24 of their single-season record 39 sacks, including a school-record 13.5 sacks by Tuck. **2002:** D-line recorded 37 sacks (-241 yards). **2001:** Mattison's unit ranked 14th in the nation in total defense, including 10th in pass defense and 22nd in scoring defense... Was the defensive coordinator/ D-line coach (1998-2001). **1997:** Served as the DC/ LBs coach.

### AT A GLANCE

**Acknowledged as one of the best communicators in coaching by his peers both on the pro and college level (2005-07)**

**COACHING BACKGROUND (38):** 1971-73 (Riverdale HS); 1974-75 (Logan White HS); 1976 (Illinois); 1977 (Cornell); 1978-80 (Northwestern); 1981-86 (Western Michigan); 1987-88 (Navy); 1989-1991 (Texas A&M); 1992-1996 (Michigan); 1997-2004 (Notre Dame); 2005-07 (Florida); 2008 (Baltimore Ravens)

**1992-1996: (with Michigan)**

Coached the D-line and was defensive coordinator. **1996:** Wolverines ranked 8th nationally in scoring defense (15.2 points per game)... Was among the top teams in the nation in 2 other categories: pass efficiency defense (20th) and total defense (18th). **1995:** Ranked 11th in total defense (286.3) and 3rd in rushing defense (90.1). **1994:** Served as D-line coach (1992-94).

**1989-1991: (with Texas A&M)**

Coached the D-line. **1991:**

Aggies boasted the country's top-rated defense (allowed - 222.4 ypg), winning the Southwest Conference title... Led the league in 4 categories (total defense, rushing defense, passing defense and scoring defense). **1990:** Ranked 19th in total defense. **1989:** 13th in total defense.

**1987-1988: (with Navy)** Coached the D-line.

**1981-1986: (with Western Michigan)** DC/LBs coach... Served under head coach Jack Harbaugh.

**1978-1980: (with Northwestern)** Held 3-year post as D-line coach.

**1977: (with Cornell)** Spent 1 year as D-line coach.

**1976: (with Illinois)** Graduate assistant... Received a master's degree in sports administration.

**1974-1975: (with Logan White HS, La Crosse, WI)** Head coach. **1971-1973: (with Riverdale HS, Muscoda, WI)** Launched his coaching career as head coach.

**COLLEGE:** Earned his bachelor's degree in physical education from Wisconsin-La Crosse in 1971... Was team captain for the football and wrestling teams as a junior and senior... A wrestling All-American and offensive MVP for the football team as a senior.

**PERSONAL:** Attended Madison (WI) East HS where he lettered in football and wrestling in his senior year... Mattison was signed as a DE rookie free agent by the NY Jets in 1971... In 2007, he was inducted into the Wisconsin H.S. Hall of Fame... He and his wife, Ann, have a daughter, Lisa, who graduated from Notre Dame in 2003... She was a 3-year, All-Big East honoree as a member of the Irish softball team... Their son, Bryan, was a DE and team captain for the Iowa Hawkeyes in 2007, and he recently signed with the NY Jets as an undrafted rookie free agent.



# ANDY MOELLER

## ASSISTANT OFFENSIVE LINE

MICHIGAN

YEARS WITH THE RAVENS: 1

BORN: 6/15/64, GRAND RAPIDS, MI

**A**ndy Moeller was hired as the Baltimore Ravens' assistant offensive line coach in Feb., 2008 by head coach John Harbaugh. Moeller, who has 21 years of coaching experience on the college level, joins the NFL ranks for the 1st time in his career. *During his 6 years coaching the Wolverines' offensive line, Moeller coached 2 All-Americans: C David Baas (2004) and T Jake Long (2006-07), who was the 1st overall selection in the 2008 NFL Draft by Miami.*

Under Moeller, Michigan has dominated the All-Big Ten selections list for offensive linemen, and many of his students have moved on to successful NFL careers. Moeller's offensive line has helped pave the way for a 1,000-yard rusher, 4 out of 5 seasons, twice by 2003 Doak Walker Award winner Chris Perry (2002-03) and a pair of U-M's top 10 season rushing performances from Mike Hart (2004, 2006). In 2004, the Michigan line was anchored by Baas, the co-recipient of the Rimington Trophy (the nation's outstanding center). Baas was joined by teammates RG Matt Lentz and LT Adam Stenavich on the 1st-team All-Big Ten team. Long was awarded 2nd-team honors that same year.

**2000-2007: (with Michigan) 2007:** Over the previous 4 years, 11 of the last 25 All-Big Ten 1st-team selections along the O-line were Wolverines...Michigan is the only team to have multiple 1st-team All-Conference selections during that 5-year stretch. **2004:** O-line was anchored by C David Baas, the co-recipient of the Rimington Trophy as the nation's outstanding center...Baas earned consensus All-America honors and was named the Big Ten Offensive Lineman of the Year after switching from guard to center...RG Matt Lentz and LT Adam Stenavich received All-Big Ten 1st-team honors, with RT Jake Long collecting 2nd-team accolades. **2003:** O-line was among the nation's best, balancing a strong running game led by All-America tailback Perry and the passing arm of All-Big Ten 1st-team QB John Navarre...The

### AT A GLANCE

Moeller is pronounced MOLL-er

Moeller's All Americans - 2004: C David Baas; 2006-07: OT Jake Long

Jake Long was the 1st overall selection in the 2008 NFL Draft

COACHING BACKGROUND (22): 1987 (Indiana); 1988-1993 (Army); 1994-1999 (Missouri); 2000-2007 (Michigan); 2008 (Baltimore Ravens)

offense set school records for total offensive plays (1,014) and yards (5,807)...Moeller's O-line helped pave the way for 1,000-yard rushers in 5 out of 6 years: twice by 2003 Doak Walker Award winner Perry (2002-03) and 3 times by Michigan's all-time leading rusher Hart (2004, 2006-07). **2002:** Named offensive line coach. **2001:** As Wolverines tackles/TEs coach, Moeller led another strong group...TEs unit caught 52 passes for 471 yards and 3 TDs. **2000:** TE's overcame an opening-game injury to co-captain Shawn Thompson to produce another solid collective season, both in pass-catching and run-blocking...Hired to coach OT's and TE's.

**1994-1999: (with Missouri)** Coached the Tigers' O-line (1997-99)...Ranked among the nation's top 10 in rushing ypg during that span...Mizzou had 3 offensive linemen earn All-Big 12 1st-team honors in those 3 years...Was also promoted to run-game coordinator during his tenure at Missouri...Helped coach TE's, tackles and special teams when he arrived in Columbia (1994-96).

**1988-1993: (with Army)** Coached the O-line, inside linebackers and special teams.

**1987: (with Indiana)** Launched his coaching career as a G.A. under head coach Bill Mallory.

**COLLEGE:** A 4-year letterman (1983-86) and 2-year starter at LB for Michigan...As a senior, was co-captain of the 1987 Rose Bowl team... Earned All-Big Ten 1st-team honors during the 1986 season, leading the team with 138 tackles...He still ranks 12th on the school's all-time list for career tackles (326)...Earned a bachelor of arts degree in economics and communications (1987).

**PERSONAL:** An All-State player at Pioneer (Ann Arbor, MI) HS before starring at the University of Michigan...Andy is married to Molly, another Michigan alumna...The couple has 4 children: Charlie, Nick, Olivia and Melanie.

### DID YOU KNOW?

The Ravens had 12 rookies and 1 1st-year player on the roster at the end of 2007. It was 3rd most in the NFL to close out the year. The Ravens started 6 rookies, tying (Car., GB, Ind. and Mia.) for 2nd most in the NFL.

PLAYERS • 2007 REVIEW • HISTORY • RECORDS • GAME DAY



# WILBERT MONTGOMERY

## RUNNING BACKS

ABILENE-CHRISTIAN

YEARS WITH RAVENS: 1

BORN: 9/16/54, GREENVILLE, MS

**W**ilbert Montgomery was named the running backs coach in Jan., 2008 by head coach John Harbaugh. Montgomery has 21 years of NFL experience (9 as a player) and has built an impressive track record in his 12 years of coaching. Montgomery has earned a solid reputation for developing well-rounded RBs who excel as receivers and pass-protectors, adding more depth to their skills. Wilbert joined the Ravens after 2 successful seasons with the Detroit Lions (preceded by 9 stellar seasons with the St. Louis Rams). *Montgomery helped construct one of the most prolific offenses in NFL history, as the Rams boasted the NFL's No. 1 offense on the road to their 1st World Championship in Super Bowl XXXIV (1999).* From 1999-2001, St. Louis became the only NFL team to amass at least 500 points in 3 consecutive seasons 526 in '99, 540 in '00 and 503 in '01.

**2006-2007: (with Detroit)** Injuries forced Montgomery to work with a total of 5 different starting RBs, including 3 in 2007 **2007:** RBs (Kevin Jones and T.J. Duckett each recorded 100-yard games. **2006:** Helped Jones evolve into one of the NFL's best dual-threat RBs...He was 4th among RBs with 61 receptions before being placed on Reserve/Injured list in Week 13...Was also 6th in the NFC with 1,209 yards from scrimmage (689 rushing, 520 receiving).

**1997-2005: (with St. Louis)** During his tenure, he helped cultivate 2 of the league's elite RBs: Marshall Faulk and Steven Jackson. **2005:** Coached Jackson to his 1st 1,000-yard season... Jackson finished with 1,046 yards and 8 TDs on 254 attempts (4.1 avg.) while emerging as one of the bright young stars in the NFL under Montgomery's tutelage. **2004:** Wilbert teamed Jackson, in his rookie year, with Faulk, to form a dynamic RB tandem, combining for nearly 1,500 rushing yards...Jackson finished 3rd among NFL rookies with 673 rushing yards and 4 TDs on 134 attempts (5.0 avg.). **2003:** Switched back to coaching RBs. **2000:** Coached the Rams' TEs from 2000-02 before switching back to RBs in 2003. **1999:** Rams acquired a Pro Bowler in Faulk, who posted his 1st 1,000-yard season...*Also compiled an NFL-record 2,429 yards from scrimmage and was named NFL Offensive Player of the Year... Rams boasted the NFL's*

### AT A GLANCE

**NFL PLAYER EXPERIENCE (9):** 1977-1984 (Philadelphia Eagles); 1985 (Detroit Lions)

**Career Rushing:** 6,538 yards; **Career Rushes:** 1,465; **Most Yards in a Season:** 1,512; **Most TDs in a Game:** 3

**COACHING BACKGROUND: (12):** 1997-2005 (St. Louis Rams); 2006-07 (Detroit Lions); 2008 (Baltimore Ravens)

*No. 1 offense (5th in rushing) on the way to their 1st World Championship in Super Bowl XXXIV. 1997:* Hired as RB coach.

**1977-1985 (as a player):** Montgomery was one of the NFL's premier running backs in his 9-year professional career... In 8 seasons with Philadelphia, he virtually rewrote the Eagles' recordbooks...Montgomery was an inaugural inductee of the Eagles' Honor Roll in 1987. **1985: (with Det.)** Played his final season

with the Detroit Lions. 1977-1984: **(with Phi.)** *Holds the Eagles' franchise record in 6 categories - career rushing yards (6,538), career rushing attempts (1,465), yards in a season (1,512 in 1979), attempts in a season (338 in 1979 - in '96 Rickey Wattress, 353), career 100-yard rushing games (26), 100-yard rushing games in a season (8 in 1981) and TDs in a game (3).* 1981: Recorded 1,402 yards on the season (nearly 5 yards per carry). **1980:** Earned All-Pro honors, but was dogged by injuries and was a question for the NFC Championship game, but he did play...On the Eagles' 2nd offensive play - a hand off by QB Ron Jaworski - Montgomery sped 42 yards, straight in to the end zone and scored a TD...He gained a total of 194 yards in that game, leading the Eagles to their 1st Super Bowl (XV). **1979:** Led the NFL in combined yards from scrimmage with 2,012, garnering his 2nd-consecutive Pro Bowl and All-Pro honors. **1978:** Gained 1,220 yards on 259 attempts, scoring 9 TDs...Earned 1st Pro Bowl. **1977:** Spent rookie season returning kickoffs, leading the NFC (26.9 yard avg.)...Notched a 99-yard TD...Selected by the Eagles out of Abilene-Christian in the 6th round (154th overall).

**COLLEGE:** A 4-year starting RB who *set the NAIA record for career TDs with 76...* Set the record for TDs by a freshman (37, 1973), leading the Wildcats to the NAIA Division I National Championship...Lettered in track as sprinter...Inducted into College Football Hall of Fame in 1986.

**PERSONAL:** Attended Greenville (MS) HS...One of 4 brothers with NFL experience: Cleotha (Cin., Cle. and Oak./LA); Tyrone (Oak.) and Fred (KC and Phi.)...Wilbert and his wife, Patti, have 3 children: twins, Brendan and Briana, and a son, Tavian...Montgomery also has a daughter, Sherrita, and a son, Derron.



# CHUCK PAGANO

## SECONDARY

### WYOMING

**YEARS WITH RAVENS: 1**  
**BORN: 10/2/60, BOULDER, CO**

**C**huck Pagano joined the Ravens' coaching staff as secondary coach in Feb., 2008, and will work with Mark Carrier to guide the defensive backfield. *Pagano coached Ravens 4-time Pro Bowl S Ed Reed while at the University of Miami. Reed grabbed a Miami career-record 21 INTs and blocked 4 punts in his 4-year career under Pagano.* Chuck coached the No. 1 pass defense at Oakland in 2006 and guided outstanding secondaries in Cleveland and Miami, bringing 25 years of experience to the Ravens' secondary.

**2007: (with North Carolina)** Posted a 1-year stint as the defensive coordinator/defensive backs coach, where Pagano rejoined Butch Davis (Browns and Hurricanes)...Under Pagano, the defense improved from 92nd in 2006 to 35th in 2007.

**2005-2006: (with Oakland)** Spent 2 seasons as the Raiders' defensive backs coach...**2006: Raiders led the NFL in pass defense, allowing just 150.8 yards per game, and ranked 3rd in total defense,** surrendering only 284.8 yards per contest...CB Nnamdi Asomugha was 3rd in the NFL with 8 INTs.

**2001-2004: (with Cleveland)** Coached the Browns' secondary under then-head coach Butch Davis...Spent 4 years coaching alongside Ravens current special teams coordinator Jerry Rosburg. **2003: DBs helped Cleveland tie the franchise record for allowing the fewest passing TDs (13).** **2001: Under Pagano's guidance, the Browns' secondary accounted for 28 of the team's NFL-leading and team-record 33 INTs, which set a new mark...**Rookie CB Anthony Henry led

#### AT A GLANCE

Pronounced Puh-GAH-no

**Coached the No. 1 pass defense with Oakland in 2006 and tutored outstanding secondaries in Cleveland with the Browns and Miami Hurricanes**

**COACHING BACKGROUND (26):** 1984-85 (USC); 1987-88 (Boise State); 1990-91 (UNLV); 1992-1994, 1989 (East Carolina); 1995-2000, 1986 (Miami); 2001-2004 (Cleveland Browns); 2005-2006 (Oakland Raiders); 2007 (North Carolina); 2008 (Baltimore Ravens)

NFL with 10 picks.

**1995-2000, 1986: (with Miami)** Coached the Hurricanes' secondary coach and was ST coordinator...*Pagano coached 4 NFL 1st-round DBs:* Reed (Ravens, 24th-2002), Phillip Buchanon (Raiders, 17th-2002), Duane Starks (Ravens, 10th-1998) and Mike Rumph (49ers, 27th-2002)...*Blocked a surreal 39 kicks in 59 games.* **2000: Secondary was tabbed the nation's best by Football News.**

**1999:** DBs did not allow a passing TD in the last 27 quarters of the season, en route to a 9-4 record. **1996:** Posted a single-season school record 12 blocks. **1986:** Was a G.A. at Miami for 1 year before moving on to Boise State... Returned to Miami in '95 to coach the secondary and as ST coordinator.

**1992-1994, 1989: (with East Carolina)** Spent 3 seasons as the secondary and OLBs coach in his second stop at the school. **1989:** Coached the team's secondary until '92.

**1990-1991: (with UNLV)** **1991:** Named defensive coordinator. **1990:** Coached the Rebels' secondary.

**1987-1988: (with Boise State)** Coached OLBs.

**1984-1985: (with USC)** Launched his coaching career as a graduate assistant at USC in 1984.

**COLLEGE:** Pagano was a 4-year letterman and 2-year starter at Wyoming...Graduated with a degree in marketing in 1984.

**PERSONAL:** A 4-year letterman and 2-year starter at strong safety at Fairview (Boulder, CO) HS...Chuck and his wife, Tina, have 3 children: Tara, Taylor and Tori.

### DID YOU KNOW?

Ed Reed - who was voted to his 4th Pro Bowl in 2007 - is one of the NFL's top play-making safeties. In 6 seasons, he leads the Ravens with a franchise-best 34 INTs (including a team-high 7 picks in '07). His 34 INTs ranked 1st among all active NFL players since he entered the league in 2002. Reed's 860 INT return yards are also 1st in the NFL, as is his 25.9 average per return among players with at least 20 picks.

#### NFL INT LEADERS (2002-to-Present)

Ed Reed	34 INTs	90 Games	880 Yards	25.9 Avg.	3 TDs
Darren Sharper	33 INTs	89 Games	755 Yards	22.9 Avg.	6 TDs
Champ Bailey	29 INTs	93 Games	308 Yards	10.6 Avg.	3 TDs
Ty Law	27 INTs	86 Games	353 Yards	13.1 Avg.	2 TDs
Dre' Bly	26 INTs	87 Games	334 Yards	12.8 Avg.	2 TDs





# MIKE PETTINE

## OUTSIDE LINEBACKERS

VIRGINIA

YEARS WITH RAVENS: 7

BORN: 9/25/66, DOYLESTOWN, PA

**M**ike Pettine entered his 4th season as the Ravens' OLBs coach (under assistant head coach/defensive coordinator Rex Ryan) and his 7th year with the franchise. Mike was one of 6 coaches retained by head coach John Harbaugh in Jan. of 2008. *Entering 2008, Baltimore's defense has not permitted a running back to hit the century mark in 19 contests. The Ravens' defense has finished 6th or better overall for 5 consecutive seasons and allowed only 2.8 yards per rushing attempt in 2007, best in the NFL. In 2006, the Ravens' defense finished 1st overall.*

**2002-2007: (with Baltimore) 2007: A 2-time Pro Bowl OLB, Terrell Suggs earned an alternate nod by posting a career-high 95 tackles and team highs in sacks (5) and QB hits (32)...**"Sizzle's" sacks hit the 45-count milestone and entering 2008, ranks 3rd-most in Ravens history...Suggs ranks 7th among NFL sack leaders from 2003-07)...Also, entering 2008, Terrell is 2nd only to Lewis (12) on the Ravens' All-Time FR list with 9...Despite losing 31 games by defensive starters - all Pro Bowlers - the unit ranked 6th in the NFL overall...OLB Jarret Johnson posted 94 tackles, 2 sacks, 2 PD and 2 FFs...Both players started all 16 games... Ravens were 2nd against the rush. **2006:** Baltimore finished 1st in the NFL in overall defense, posted a franchise-high 13-3 record, and secured a 1st-round bye in the playoffs...*Four Raven LBs made the Pro Bowl: Ray Lewis, Bart Scott, Adalius Thomas and Suggs...*OLBs Thomas posted 11 sacks and Suggs, 9.5...(DT Trevor Pryce recorded 13 sacks and ILB Bart Scott tied Suggs at 9.5)...Ravens recorded 60 sacks (2nd in NFL) to Chargers 61. **2005:** Named OLBs coach...OLBs quickly set new marks...*Thomas and Suggs made an impact at the hard-hitting position, combining for 11 of the team's final 18 sacks (last 5 games) and accounting for 6 sacks in the final 3 games...*Suggs set a then-career-high 86 tackles, finished 2nd on the team with 8 sacks and tied a career high with 6 FFs...Thomas set a then-career high with 9 sacks and set a franchise record with 3 defensive returns for TDs...

### AT A GLANCE

Pronounced PET-tin

**Ravens own a 28-9 record when 2-time Pro Bowler Terrell Suggs sacks a QB, and the team is 9-0 when he tallies 2 or more**

**COACHING BACKGROUND (22): 1988-92 (Central Bucks West HS); 1993-94 (U. of Pittsburgh); 1995-96 (William Tennent HS-head coach); 1997-2001 (North Penn HS-head coach); 2002-08 (Baltimore Ravens)**

Adalius was voted team Most Valuable Player by the Baltimore media...*OLB Peter Boulware remained the Ravens' sack king, reaching 70 for his career and hitting the 500-tackle milestone...*OLB Roderick Green played in 16 games, subbing on defense (posting 2 sacks). **2004:** Promoted to defensive assistant and helped veteran D-Line coach Rex Ryan. **2003:** Assisted and coached the D-Line with Ryan...Using computer technology, Pettine assisted in developing playbooks, producing scouting reports, and analyzing game video of opponents as a quality control specialist. **2002:** An assistant in football video operations and assisted the Ravens' coaching staff.

**1997-2001: (with North Penn HS, Lansdale, PA) 1999:** Pettine's squad was featured on ESPN's original documentary *The Season...* Aired in 2000...His Knights won 45 games in 5 seasons, including the 1st of 2 playoff appearances in school history. **1997:** Head football coach at North Penn HS.

**1995-96: (with William Tennent HS, Warminster, PA) 1996:** Team established school record with 9 wins. **1995:** Named head coach.

**1993-94: (with U. of Pittsburgh)** Served as a defensive graduate assistant under head coach Johnny Majors.

**1988-92: (with Central Bucks (PA) West HS)** Was assistant coach for his father, Mike Pettine Sr., who recently retired as the winningest coach in the history of HS football in state of PA...Mike Sr. had an extraordinary 326-42-4 record in 33 seasons.

**COLLEGE:** Graduate of the University of Virginia with a degree in economics...Played at Virginia under head coach George Welsh (1984-1987)...Was a 2-year letterman at safety (1986-87)...Led the team in picks in 1986 with a school-record 3 INTs in 1 game (vs. North Carolina State).

**PERSONAL:** Attended Central Bucks West (Doylestown, PA) HS...Lettered in football and basketball...Was All-State at QB and DB...Mike and his wife, Marlene, have 3 children: Megan, Ryan and Katie.



# BOB ROGUCKI

## STRENGTH & CONDITIONING

GLENVILLE STATE

YEARS WITH RAVENS: 1

BORN: 9/27/53, CLARKSBURG, WV

**B**ob Rogucki joined the Ravens' coaching staff as their strength and conditioning coach in Feb., 2008. Rogucki is a 34-year coaching veteran, who has spent 18 years as a strength and conditioning coach in the NFL. His philosophy is to direct a training regimen specific to the game of football involving protocols that build both muscular strength and endurance. *Bob works with every player on the team and believes strength and conditioning is the basis of success for a team.* Old school philosophies and hard work prevail in the weight room, but Rogucki makes the program competitive, challenging, and fun for the players. *His track record shows that he has a reputation for getting players to buy in to his programs.*

**2006-2007: (with Philadelphia)** Spent the last 2 seasons as the assistant strength and conditioning coach with Ravens' head coach John Harbaugh.

**2005:** Was the director of fitness at Sports & Field, one of the premier athletic performance training facilities, based in Wesley Chapel, FL.

**2004: (with Jacksonville)** Posted a 1-year stint as the assistant strength coach for the Jaguars.

**1990-2004: (with Arizona)** Spent 14 years as strength and conditioning coach...Enhanced the team's training room to include a wide variety of equipment and implemented a strength and con-

### AT A GLANCE

#### Pronounced Row-GUS-key

Rogucki has posted 18 NFL seasons as a strength and conditioning coach

**COACHING BACKGROUND (34):** 1975-81 (High Schools); 1981 (Penn State); 1982 (Weber State); 1983-89: (United States Military Academy - West Point); 1990-2004 (Arizona Cardinals); 2004 (Jacksonville Jaguars); 2006-07 (Philadelphia Eagles); 2008 (Baltimore Ravens)

ditioning program that trains the entire body. **1990:** Launched his NFL coaching career with the Cardinals.

**1983-1989: (with Army)** Managed the strength and conditioning and the speed development programs for all varsity sports, under stringent guidelines mandated by service academy regulations.

**1982: (with Weber State)** Strength coach.

**1981: (with Penn State)** Launched his collegiate coaching career as an assistant strength coach.

**1975-1981:** Rogucki coached high school football, basketball and baseball in Ohio, Pennsylvania and West Virginia for 6 years until he entered the NCAA ranks at Penn State...The 3 HS schools included Sebring (OH) HS, Grafton (WV) HS and State College (PA) HS.

**COLLEGE:** Earned a bachelor's degree in health, physical education and safety from Glenville (WV) State in 1975.

**PERSONAL:** Attended Notre Dame (Clarksburg, WV) HS...Rogucki launched his coaching career in 1975...Bob and his wife, Mary Rose, have 1 son, Charlie, and 1 daughter, Katie...Charlie is a graphics designer, who lives in Chicago with his wife, Ashley, and the family's 1st grandchild, Eli Robert (almost 2)...Katie is a graduate of Arizona State University with a degree in kinesiology.



### STRONG MAN COMPETITION

Strength and conditioning coach Bob Rogucki (far right) explains the purpose of the 50-yard rope-pull to nose tackle Kelly Talavou (seated), a 1st-year rookie free agent. The day-long Strong Man Competition was held on June 12. Assisting Talavou was tight ends coach Wade Harman. More than 50 players par





# CRAIG VER STEEG

## OFFENSIVE ASSISTANT

SOUTHERN CAL

YEARS WITH RAVENS: 1

BORN: 9/11/60, REDONDO BEACH, CA

**C**raig Ver Steeg joined the Baltimore Ravens as the team's offensive assistant in Feb., 2008. Ver Steeg brings 25 years as a respected tactician to head coach John Harbaugh's staff. Craig has established himself as an elite coach of quarterbacks, receivers and running backs, in addition to his tenure as offensive coordinator/quarterbacks at Rutgers (2003-06). *Two current NFL players who benefited under Craig's tutelage on the college level include RB Ray Rice (Ravens) and QB Alex Smith (49ers).* Ver Steeg's knowledge and experience promises to be an invaluable asset to the development of the Ravens' offense.

**2003-2007: (with Rutgers)** Ver Steeg tutored some of the most productive players in school history. **2007:** Craig served as RBs coach and tutored Ravens 2008 2nd-round draft pick *All-American RB Ray Rice, who rushed for a school-record 2,012 yards and 24 TDs on 380 carries (avg. 154.8 ypg)*...Part of an offensive unit that produced 456.3 net ypg...The Scarlet Knights averaged 198.0 rushing ypg...*Rice finished his career holding several Rutgers records, including career yards rushing (4,926), career rushing TDs (49) and single-game rushing yards (280)*...*He became the 13th player in NCAA history to gain more than 2,000 rushing yards in a season...Was also a Doak Walker Award finalist (nation's top running back) and earned team MVP honors for the 2nd straight year.* **2006:** The Rutgers' rushing attack ranked 15th in the country, averaging 180.2 ypg...Scarlet Knights also produced 29.8 points per game, ranking 22nd among Division I teams. **2005:** Rutgers was 2nd in the Big East in both total offense (406.3 ypg) and passing (234.6 ypg). **2004:** Scarlet Knights boasted the nation's No. 6 overall and Big East's top-ranked passing attack (310.5 ypg)...Rutgers also finished 3rd in the Big East in total offense (407.7 ypg). **2003:** As offensive coordinator (2003-05), oversaw a unit that scored 329 points, the 5th-highest point total in school history...Scarlet Knights produced 4,423 total yards of offense, 5th-most in Rutgers annals...Also coached Rutgers QBs (2003-05)...In dual roles, he tutored QB Ryan Hart, who established nearly every school passing mark in 3 starting seasons...Hart's career records include: passing yards (8,482), attempts (1,217), completions

### AT A GLANCE

#### Pronounced ver-STEEG

**Ver Steeg and Ravens head coach John Harbaugh coached together at the University of Cincinnati from 1990-93.**

**COACHING BACKGROUND (26):** 1984-85 (USC); 1986-89 (Utah); 1990-93 (University of Cincinnati); 1994-95 (Harvard); 1996-97 (Chicago Bears); 1997-2000 (Illinois); 2001-02 (Utah); 2003-2007 (Rutgers); 2008 Baltimore Ravens

(735) and TDs (52).

**2001-2002: (with Utah)** Served as OC and QBs coach for 2 seasons...Helped recruit QB Alex Smith (49ers) to Utah and coached the young signal caller in his 1st season...With Ver Steeg guiding the Utes' attack, Utah's offense improved 50-or-more spots nationally in nearly every offensive category. **2001:** Utes finished 24th in the nation in total offense, including 12th in rushing.

**1997-2000: (with Illinois)** QBs coach and recruiting coordi-

nator. **1999:** Tutored Illini QB Kurt Kittner as a sophomore...Kittner broke Jeff George's single-season record for TD passes (24)...Kittner was named team MVP and garnered MVP honors at the *MicronPC.com Bowl*.

**1996-1997: (with Chicago)** Current Rutgers head coach Greg Schiano (defensive assistant) and Ver Steeg were both members of the Bears' coaching staff...Under head coach Dave Wannstedt, Ver Steeg worked with Bears QBs as the team's offensive assistant/quality control coach.

**1994-1995: (with Harvard)** Served as the passing game coordinator, QBs and WRs coach and recruiting coordinator.

**1990-1993: (with Cincinnati)** Was recruiting coordinator when Harbaugh was coaching the team's DBs. **1992-93:** Coached the Bearcats' QBs. **1993:** Compiled an 8-3 record and won the Independent Football Alliance championship. **1990-91:** Coached WRs.

**1986-1989: (with Utah)** **1989:** As the school's assistant QBs coach, he worked with *NCAA record-setting QB Scott Mitchell, who went on to play 12 seasons in the NFL.* **1988:** Ver Steeg served as Utah's recruiting coordinator. **1986:** Served as a graduate assistant.

**1984-1985: (with USC)** Launched his coaching career at his alma mater as a graduate assistant, following 2 years at Redondo HS.

**COLLEGE:** Graduated from USC in 1983 and later received his master's degree in education from USC in 1986.

**PERSONAL:** Attended Redondo (Redondo Beach, CA) HS, where he later was hired as an assistant coach (1980-82) while at USC... Lettered in football, as a DB, and wrestled all 4 years...Craig and his wife, Lisa, have a son, Ian.

• Mark Asanovich	Assistant Strength and Conditioning	(2002)
• Maxie Baughan	Linebackers	(1996-98)
• Brian Billick	Head Coach	(1999-2007)
• Cam Cameron	Offensive Coordinator	(2008)
• Clarence Brooks	Defensive Line	(2006-08)
• Jacob Burney	Defensive Line	(1996-98)
• Mark Carrier	Secondary	(2006-08)
• Matt Cavanaugh	Offensive Coordinator	(1999-2004)
• Jim Colletto	Offensive Line	(1999-2004)
• Jack Del Rio	Linebackers	(1999-2001)
• John "Mother" Dunn	Asst. Strength and Conditioning	(2008)
• Lester Erb	Quality Control/Offense	(1997-98)
• Vic Fangio	Special Asst. to the Head Coach	(2006-08)
• Jim Fassel	Offensive Coordinator	(2004-06)
• John Fassel	Special Teams Assistant	(2005-07)
• Chris Foerster	Offensive Line/Assistant Head Coach	(2005-07)
• Kirk Ferentz	Assistant Head Coach/Offense	(1996-98)
• Jedd Fisch	Assistant Quarterbacks Coach	(2004-07)
• Jeff FitzGerald	Linebackers	(2004-07)
• Jeff Friday	Strength and Conditioning	(1999-2007)
• John Harbaugh	Head Coach	(2008)
• Wade Harman	Tight Ends	(1999-2008)
• Jim Hostler	Wide Receivers	(2008)
• Frank Gansz, Jr.	Special Teams Coordinator	(2006-07)
• Donnie Henderson	Secondary	(1999-2003)
• Pat Hill	Tight Ends	(1996)
• Hue Jackson	Quarterbacks	(2008)
• Milt Jackson	Wide Receivers	(1999-2000)
• Mike Johnson	Wide Receivers	(2006-07)
• Al Lavan	Running Backs	(1996-98)
• Marvin Lewis	Defensive Coordinator	(1996-2001)
• Johnnie Lynn	Secondary	(2004-05)
• Marwan Maalouf	Assistant Special Teams	(2008)
• Andy Moeller	Asst. Offensive Line	(2008)
• Eric Mangini	Quality Control/Offense	(1996)
• Richard Mann	Wide Receivers	(1997-98)
• Ted Marchibroda	Head Coach	(1996-98)
• John Matsko	Offensive Line	(2008)
• Greg Mattison	Linebackers	(2008)
• Wilbert Montgomery	Running Backs	(2008)
• Chip Morton	Assistant Strength and Conditioning	(1999-2001)
• Tony Nathan	Running Backs	(2006-07)
• Rick Neuheisel	Offensive Coordinator/Quarterbacks	(2005-07)
• Mike Nolan	Defensive Coordinator	(2001-04)
• Scott O'Brien	Special Teams	(1996-98)
• Chuck Pagano	Secondary	(2008)
• Mike Pettine	Outside Linebackers	(2002-08)
• Russ Purnell	Special Teams	(1999-2001)
• Alvin Reynolds	Defensive Backs	(1996-98)
• Paul Ricci	Assistant Strength and Conditioning	(2002-07)
• Bob Rogucki	Strength and Conditioning	(2008)
• Greg Roman	Assistant Offensive Line	(2006-07)
• Jerry Rosburg	Special Teams Coordinator	(2008)
• Rex Ryan	Asst. Head Coach/Defensive Coordinator	(1999-2008)
• Jim Schwartz	Quality Control/Defense	(1996-98)
• John Settle	Quality Control/Special Teams	(1996-97)
• Steve Shafer	Assistant Head Coach/Secondary	(1999-2001)
• David Shaw	Wide Receivers	(2002-05)
• Mike Sheppard	Wide Receivers	(1996)
• Mike Singletary	Inside Linebackers	(2003-04)
• Darrin Simmons	Quality Control/Special Teams	(1998)
• Jerry Simmons	Strength and Conditioning	(1996-98)
• Matt Simon	Running Backs	(1999-2005)
• Mike Smith	Linebackers	(1999-2002)
• Don Strock	Quarterbacks	(1996-98)
• Bennie Thompson	Assistant Special Teams	(2000-05)
• Dennis Thurman	Secondary	(2002-07)
• Craig Ver Steeg	Offensive Assistant	(2008)
• Ken Whisenhunt	Tight Ends	(1997-98)
• Phil Zacharias	Defensive Assistant	(2002-04)
• Gary Zauner	Special Teams Coordinator	(2002-05)

- PURPLE - Ravens coaches listed with current position
- RED - Current head coaches in the NFL who were former Ravens coaches
- GOLD - Coaches from earlier staffs





**PAT MORIARTY**  
**V.P. OF FOOTBALL ADMINISTRATION**  
**GEORGIA TECH**  
**YEARS WITH RAVENS/NFL: 13/16**  
**BORN: 5/19/55, CLEVELAND, OH**

**P**at Moriarty, the team's vice president of football administration, has been a key part of the franchise since 1994. A longtime member of the Ravens' personnel staff, Moriarty was one of the NFL's original capologists. He is responsible for the management and strategic planning of the Ravens' salary cap. *Moriarty's NFL career began as a rookie free agent running back for the Cleveland Browns in 1979.* The Cleveland native negotiates all of the Ravens' player contracts, oversees salary cap administration, roster management and the day-to-day operations of the player personnel department...Moriarty is the key liaison with the NFL Management Council and Players Association...Over the course of 15 years, Moriarty has negotiated player contracts totaling over \$865 million...Negotiated contracts and coordinated the signing of 16 Ravens 1st-round draft choices, as well as numerous free agents...He also analyzes draft-day trades during the NFL selection process each spring...Pat works closely with GM Ozzie Newsome in many areas, including helping to coordinate the budgets of the scouting, coaching, equipment, football video, training, and strength and conditioning departments. In 2008, Moriarty was part of an 8-member committee to select head coach John Harbaugh.

**1996-2008: (with Baltimore) 2008:** Ravens signed Pro Bowl special teamer Brendon Ayanbadejo to bolster the roster. **2005-07:** Ravens traded for the now-retired QB Steve McNair in 2006, and in 2007, for RB Willis McGahee, who earned his 1st Pro Bowl... Moriarty has also re-negotiated the contracts of 2 key Ravens defensive players: NT Kelly Gregg and Pro Bowl S Ed Reed...Also re-signed OLB Jarret Johnson and Pro Bowl LB Bart Scott...In free agency, Moriarty negotiated the contracts for key additions DT Trevor Pryce, WR Derrick Mason and CB Samari Rolle, all of whom have had significant impact on the field. **1997-2004:** Has re-negotiated the contracts of several other pivotal players, including Pro Bowlers TE Todd Heap, LB Ray Lewis and the now-retired T Jonathan Ogden, allowing the team to remain competitive while staying within the confines of the salary cap. **1996:** When the franchise moved to Baltimore, Moriarty was named the organization's chief financial officer.

**1994-95: (with Cleveland)** Joined the Browns' front office in 1994 as the director of business operations.

**1982-1993:** Was involved in commercial banking in the Cleveland area. **1988-93:** Worked for Key Bank in Cleveland in the corporate lending division.

**1980-81:** Spent NFL training camps with the Cleveland Browns and Miami Dolphins.

**NFL PLAYER: 1979:** Signed as a rookie free agent RB with Cleveland...Scored 2 TDs and also played special teams in his 1 NFL season.

**COLLEGE/PERSONAL:** Moriarty earned a bachelor's degree in industrial management from Georgia Tech, where he was a 3-year starter at RB...He later earned his master's degree (1993) in business administration from John Carroll University...A Cleveland native, Moriarty earned All-State honors in both football and track at Benedictine (Cleveland, OH) HS and was inducted into the school's athletic hall of fame in the spring of 2002...Pat's brother,

“

*Pat is an 'impact player' in our organization. He is thorough and sound, plus creative in the structure of contracts. He has a working knowledge of every team's salary cap structure and knows the ins and outs of working with the league office. His management of our cap helped us win the Super Bowl in 2000.*

– GM Ozzie Newsome

”

Tom, played 5 years in the NFL as a DB, 4 with Atlanta and 1 with Pittsburgh...Moriarty, who is on the NFL Management Council's Working Club Executive Committee for the 5th-straight year, recently graduated from the Baltimore School of Law...He has been a guest speaker at numerous events, including Loyola College, University of Maryland Law School, University of Maryland Business School and the University of Baltimore School of Law, where he spoke on sports and entertainment law...Pat has also participated in the Ravens' event, 'A Purple Evening' (football sessions for women), speaking on the NFL's salary cap... Moriarty is on the board of the American Red Cross of Central Maryland...He and his wife, Lynn, are the parents of 3 children: Kevin (20), Laura (17) and Katherine (14).



**O.J. BRIGRANCE**  
**DIRECTOR OF PLAYER DEVELOPMENT**  
**RICE**  
**YEARS WITH RAVENS/NFL: 6/12**  
**BORN: 9/29/69, HOUSTON, TX**

**O**.J. Brigrance, a former Ravens and Baltimore Stallions (CFL) linebacker, is in his 5th year as the Ravens' director of player development. Brigrance has 2 championship rings: a Super Bowl ring with the Ravens in 2000 and a CFL Grey Cup ring with the Baltimore Stallions (1995). Brigrance has been honored by the NFL player development office nearly each year he has directed the Ravens' player development department (2004-08). His program earned the Best Overall Player Development Program award for 2 straight years (2005-06), and he also received the Most Outstanding Internship Program Award in 2005. In 2007, the NFL once again honored Brigrance's program, this time with Outstanding Continuing Education Program Award. The Ed Block Courage Award Foundation also honored O.J. with its Johnny Unitas Tops in Courage Award last March. Brigrance has successfully placed a number of Ravens players in the NFL's Business Management and Entrepreneurial Program, including LB Mike Smith (Stanford Graduate School of Business) in 2008. Brigrance played 7 years for 3 NFL teams (Miami, Baltimore and St. Louis) before joining the Ravens' front office in 2004.

**2004-08: (with Baltimore)** Oversees all Ravens player development programs and works closely with Ravens players, assisting with each phase of their careers...Has made significant contributions to the Ravens' player development program, including organizing a number of internships in high school football programs, financial institutions and real estate groups for many of the players...The life skills programs O.J. has provided to the players each year, including an extensive set for rookies, have been highly effective... Brigrance's wife, Chanda, facilitates Lady Ravens, coordinating involvement for the players' and coaches' spouses and significant others...Each year, the group is active with the Ravens' Family Food Drive...Brigrance is also the host of the team's weekly TV show, *Ravens Report*, earning a 2008 Emmy Award for his efforts. **2008:** After being diagnosed with Amyotrophic Lateral Sclerosis (ALS) in 2007, Brigrance has chosen to make the most of the opportunity by partnering with the Johns Hopkins University Packard Center for ALS Research and becoming their ALS ambassador...O.J. was the honorary chair of the '08 Fiesta 5K run, which raised over \$180,000 and drew the entire Ravens' team to run in the race in support of him...He also established his own foundation, the Brigrance Brigade Fund (brigrancebrigade.org), which raises awareness and money for ALS research and patient services...Brigrance placed 3 Ravens players: WR Derrick Mason, TE Daniel Wilcox and former C Mike Flynn in the NFL Broadcast Boot Camp program...Directed by the NFL Broadcasting Department, the 3-day camp covered a wide range of topics with instructors from each of the NFL's broadcasting partners. **2005:** Lady Ravens participated in the team's Hurricane Katrina relief collection...Chanda has also organized seminars for the group on benefits, financial education and empowerment.

**2001-02: (with St. Louis)** Brigrance retired from the NFL after a 2-year stint with the Rams.

**2009: (with Baltimore)** Significant special teams contributor on the Ravens' Super Bowl championship squad...Was 2nd on team with 25 special teams tackles and led Ravens with 10 ST stops in the postseason.

**1996-99: (with Miami)** Entered the NFL with the Miami Dolphins as a free agent...Was voted team captain twice in 4 seasons...His Dolphins teammates also selected him as the Ed Block Courage Award recipient in 1999...Brigrance was involved in a number of different community organizations, including Habitat for Humanity, Cystic Fibrosis Foundation and the Daily Food Bank. **1999:** Honored with the *NFLPA's Unsung Hero Award*.

**1994-95: (with Baltimore Stallions)** Helped the CFL team earn a Grey Cup Championship in 1995.

**1991-93: (with British Columbia Lions)** Brigrance's football career began in the CFL with the British Columbia Lions...Spent 3 seasons with the Lions (1991-93) and was named an All-Conference LB.

**COLLEGE:** Graduated from Rice with a degree in managerial studies in 1992...Four-year letterman and 3-year starter at LB.

**PERSONAL:** Brigrance, who serves on the board of directors for Aunt Hattie's Place, a home for young men, *received the NFL's Winston/Shell Award in 2005*...The award is given annually to the player development director who demonstrates commitment and dedication in developing unique and innovative ideas and solutions to advance the mission of player development...He and Chanda reside in Baltimore.

**NFL/PRO PLAYER EXPERIENCE:** 1991-93 (British Columbia Lions); 1994-95 (Baltimore Stallions); 1996-99 (Miami Dolphins); 2000 (Baltimore Ravens); 2001-02



**ERIC DE COSTA**  
**DIRECTOR OF COLLEGE SCOUTING**  
**COLBY**  
**YEARS WITH RAVENS/NFL: 13/13**  
**BORN: 4/10/71, TAUNTON, MA**

**E**ric DeCosta is in his 6th year overseeing college personnel for the franchise he joined in an entry-level position in 1996, the team's 1st in Baltimore. *He was honored in 2005 by The Sporting News as one of the top young stars in sports* and was selected to both the *2008 Baltimore Business Journal and Baltimore Magazine '40 under 40' group*. DeCosta manages the Ravens' draft preparation and coordinates the evaluation and ranking process of hundreds of NFL draft-eligible prospects. He was also part of an 8-member committee to interview and select Ravens head coach John Harbaugh in 2008.

**1996-2008: (with Baltimore) 2008:** Led the Ravens during the NFL Draft, selecting 1st-round draft pick QB Joe Flacco (Delaware) with the No. 18 overall selection. Along with GM Ozzie Newsome, DeCosta and his staff followed with 2nd-rounder RB Ray Rice (Rutgers), LB Tavares Gooden (Miami), S Tom Zbikowski (Notre Dame) and T Oniel Cousins (UTEP) in the 3rd, and WR Marcus Smith (New Mexico) and G/T David Hale (Weber State) in the 4th. The group rounded out the draft by choosing S Haruki Nakamura (Cincinnati) in the 6th and WR Justin Harper (Virginia Tech) and RB Allen Patrick (Oklahoma) in the 7th. **2007:** The Ravens drafted All-Rookie team performer G Ben Grubbs (Auburn) as the team's 1st-round pick (29th overall)...Other key performers from the '07 draft included: All-Rookie team honoree WR/RS Yamon Figurs (Kansas State), who became the 1st player in Ravens history to return both a punt and a kickoff for a TD in the same season, and G/T Marshal Yanda (Iowa), who started 12 games at RT. **2006:** Drafted All-Rookie Team standouts DT Haloti Ngata (10th overall) and S Dawan Landry (5th round). **2005:** Selected All-Rookie Team honoree WR Mark Clayton (22nd overall), who had a record-breaking first year, and C/G Jason Brown (4th round). **2003:** Was named director of college scouting...Drafted *2003 NFL Defensive Rookie of the Year LB Terrell Suggs*...Since he became director, Eric's scouting group has also brought in key players such as OLB Jarret Johnson, and up-and-comers LB Antwan Barnes, P Sam Koch, T Adam Terry and WR Demetrius Williams. **1998-2002:** Was the Ravens' Midwest area scout and evaluated a number of players who eventually became Ravens draft picks...Spent time researching and analyzing draft-day trades and helped evaluate free agent prospects for the pro personnel depart-

ment...Worked with both the college and pro scouting staffs on the draft and free agency. **1998:** Was promoted to area scout after spending time in the fall of '97 scouting the Midwest.



Eric DeCosta (far right) joins head coach John Harbaugh and GM Ozzie Newsome to welcome 2008 Ravens 1st-round draft choice QB Joe Flacco at a draft weekend press conference (4/27/08).

**1995: (with Washington)** Earliest NFL experience came with a training camp internship in the Redskins' player personnel department.

**1993-95: (with Trinity College) 1994-95:** In a graduate fellowship, Eric coached D-Line and LBs while earning his master's degree in English. **1993:** Was an intern coach for Trinity's WRs.

**COLLEGE:** Earned degrees in English and the classics from Colby, receiving dean's list honors (1990-92)...Was a 3-year football letterman and captain at the LB position at Colby...As a senior, he was selected as the Millett Award recipient for outstanding athletic contributions over his 4 years.

**PERSONAL:** Attended Taunton (MA) HS, where he played FB and LB, earned 3 varsity letters, and as a senior, was voted team captain...Is active with a number of charity organizations, including the Cystic Fibrosis Foundation, the Orphaned Starfish Foundation (dedicated to working with orphanages and homes for battered children in the developing world), and the Boys and Girls Club...Has assisted with numerous fundraisers and other charitable events for each organization...Eric is also on the board of directors for the Maribeth Merrigan Foundation, which raises money for cancer research and cancer patient support...An avid runner, Eric, his wife, Lacie, their daughter, Jane Elizabeth (5), and son, Michael Litz (1), reside in Baltimore.



# GEORGE KOKINIS

**DIRECTOR OF PRO PERSONNEL**

**HOBART**

**YEARS WITH RAVENS/NFL: 13/18**

**BORN: 2/27/67, WEATHERSFIELD, CT**

**G**eorge Kokinis, in his 6th year as director of pro personnel and his 18th season as a member of the franchise, works closely with GM Ozzie Newsome in analyzing NFL rosters and coordinating and evaluating each year's free agency market. Along with personnel recommendations, Kokinis assists vice president of football administration Pat Moriarty in negotiating contracts for some of the Ravens' draft picks. In 2008, Kokinis served on the 8-member committee to select Ravens head coach John Harbaugh.



George Kokinis is a longtime member of GM Ozzie Newsome's staff.

**1996-2008: (with Baltimore)** 2008: Baltimore bolstered its special teams and solidified its depth with the offseason acquisitions of Pro Bowl special teamer Brendon Ayanbadejo and veteran DBs Jim Leonhard, Frank Walker and Fabian Washington...The Ravens also re-signed key backup LB Nick Greisen. **2007:** Ravens acquired Pro Bowl RB Willis McGahee from the Bills in exchange for future draft choices...Team retained OLB Jarret Johnson, who re-signed with the team during the spring...Negotiated the contracts of draft picks FB LeRon McClain and LB Prescott Burgess. **2006:** Negotiated the contracts of draft picks S Dawan Landry (5th round) and DE Ryan LaCasse (7th round)...Ravens acquired now-

retired QB Steve McNair in exchange for an '07 draft pick, re-signed OLB Bart Scott and also signed a number of significant free agent contributors: DT Trevor Pryce, who led the team with 13 sacks, DT Justin Bannan, CB Corey Ivy and OLB Gary Stills. **2005:** Negotiated the contracts of draft picks FB Justin Green and LB Mike Smith...Ravens signed 2 current starters: former Titans WR Derrick Mason and CB Samari Rolle. **2003:** Became the team's director of pro personnel, overseeing all aspects of the pro personnel department. **2000-02:** Promoted to the Ravens' assistant director of pro personnel in 2000...Conducted the advance scouting of Ravens opponents and provided reports to the coaches. **1996-99:** Kokinis was the Ravens' Northeast area scout for 4 years, and conducted "the box" workouts of college prospects before moving over to pro personnel...Moved to Baltimore with the Modell franchise.

**1991-95: (with Cleveland)** Began his NFL scouting career with the Browns in 1991 after serving an internship in the team's operations department.

**COLLEGE:** Graduated from Hobart College with a B.A. in psychology and earned his master's degree in sports management at the University of Richmond (1991), while working as a graduate assistant coach for the Spiders' baseball team...He played both football and baseball during his collegiate career, earning ECAC Baseball Player of the Year honors in 1989 as a pitcher for the Statesmen, and was selected to represent the conference in a New York vs. New Jersey All-Star Game played at Yankee Stadium.

**PERSONAL:** A 2-sport athlete at Wethersfield (CT) HS, George received the John Warren Potter Memorial Award, which recognizes competitiveness, school and team spirit and outstanding character...He serves on the board of directors of the Carmine, Frank, Mangini Foundation, which provides grants and scholarships to underprivileged youth...George and his wife, Elizabeth, have a daughter, Marissa (9), and twins Peter and Ella (4).



## LARGEST COMEBACK VICTORIES

DATE	OPPONENT	POINTS DOWN/ SCORE	QUARTER	FINAL SCORE
11/12/06	at Tennessee	19 / 26-7	2nd	W, 27-26
11/23/03	vs. Seattle	17 / 41-24	4th	W, 44-41 OT
9/10/00	vs. Jacksonville	16 / 23-7	2nd	W, 39-36
11/14/04	at NY Jets	14 / 14-0	2nd	W, 20-17 OT
11/21/99	at Cincinnati	14 / 14-0	1st	W, 34-31
11/29/98	vs. Indianapolis	14 / 24-10	2nd	W, 38-31
10/27/96	vs. St. Louis	14 / 20-6	3rd	W, 37-31 OT





## VINCENT NEWSOME

**ASSISTANT DIRECTOR OF PRO PERSONNEL**

**WASHINGTON**

**YEARS WITH RAVENS/NFL: 13/26**

**BORN: 1/22/61, BRAINTREE, ENGLAND**

Vincent Newsome, in his 6th year as the Ravens' assistant director of pro personnel, works closely with pro personnel director George Kokinis in evaluating NFL free agent talent. *Played safety for 10 years in the NFL with Los Angeles and Cleveland, earning All-Pro honors in 1985.* Served on the 8-member committee to interview and select Ravens head coach John Harbaugh in 2008.

**1996-2008: (with Baltimore) 2003-08:** Has been the team's assistant director of pro personnel for 6 years...Handles advance scouting of Ravens seasonal opponents, as well as evaluating talent in the CFL...Newsome conducts free agent workouts during the regular season and assists director of college scouting Eric DeCosta by evaluating college talent for the NFL Draft. **2000-02:** Was the Ravens' western college supervisor, covering players from California to Wisconsin. **1996-99:** Became the Ravens' West area scout upon the team's move to Baltimore...Over the years, key acquisitions from Newsome's area have had success and are recognized league-wide, including Pro Bowlers T Jonathan Ogden, CB Chris McAlister, TE Todd Heap and **2003 Defensive Rookie of the Year LB Terrell Suggs.**

**1993-95: (with Cleveland)** Spent 3 years as a special assignment scout evaluating skill positions nationally...Joined the Browns' personnel department after retiring from the NFL in the spring of '93.

**NFL Player:** Was a standout safety for the Los Angeles Rams and Cleveland Browns...His 10-year career totals include 763 tackles (526 solo), 4 sacks, 62 PD, 17 INTs, 7 FFs and 9 FRs...Led the Rams in tackles his last 2 seasons...Was honored by his Rams teammates in 1989 with the Ed Block Courage Award...In 1985, was both the *Rams' Special Teams Player of the Year and a Sports Illustrated All-Pro as a safety*...Was originally a 4th-round draft selection by the Rams in 1983.

**COLLEGE/PERSONAL:** Earned honorable mention All-America honors as a DB his senior year for the Huskies...Led the secondary with 69 tackles and recorded 4 INTs...Was president of Alpha Phi Alpha fraternity and majored in psychology...Vincent attended Vacaville (CA) HS, where he was a 3-sport athlete (football, basketball and track)...Vincent and his wife, Tasha, have 3 daughters, Candace, Emerald and Victoria.



## HARRY SWAYNE

**ASSISTANT DIRECTOR OF PLAYER PROGRAMS**

**RUTGERS**

**YEARS WITH RAVENS/NFL: 3/18**

**BORN: 2/2/65, PHILADELPHIA, PA**

In 2008, Harry Swayne re-joined the team with which he won Super Bowl XXXV, this time as its assistant director of player programs. He supports director of player development O.J. Brigrance with the day-to-day responsibilities of the department. *Swayne is a 3-time Super Bowl Champion*, who played offensive tackle for 5 NFL teams (TB, SD, Den., Bal. and Mia.).

**2008: (with Baltimore)** Re-joined the Ravens in the player development department, assisting players with their career transition into, during and after their life in the NFL, with their financial education and with family assistance, ensuring each player has the support he needs.

**2003-07: (with Chicago)** Was the Bears' team chaplain for 5 years, following a year-long internship with Rod Hairston, the Ravens' team chaplain.

**NFL Player:** Was originally drafted by the Tampa Bay Buccaneers in 1987 as a DE, but switched to OT after 3 seasons (1987-90)...Spent 6 years with the San Diego Chargers (1991-96), contributing to the team's 1994 AFC Championship...Signed with the Denver Broncos in 1997 and earned his 1st 2 Super Bowl rings (1997-98)...Joined the Ravens as a free agent in 1999 and received his 3rd Super Bowl ring after Baltimore's 34-7 victory over the Giants in Super Bowl XXXV...Swayne retired from the NFL as a player after the 2001 season in Miami.

**COLLEGE/PERSONAL:** Swayne played football and basketball at Cardinal Dougherty (Philadelphia, PA) HS...He earned a degree in physical education from Rutgers in 1990...Harry and his wife, Dawn, have 5 children: daughters Tosca (9), Sheri (4) and Nina (3) and sons Chris (8) and Rod (1).



## CHAD ALEXANDER

**AREA SCOUT • Southeast**

**WAKE FOREST**

**YEARS WITH RAVENS/NFL: 10/10**

**BORN: 2/17/75, MEMPHIS, TN**

After covering the Midwest for the Ravens for the past 2 years, Chad Alexander's focus area was changed to the Southeast in 2008. Alexander scouts the SEC, ACC, Conference-USA, MEAC and Big East. For 8 years, Chad annually represented the Ravens at the NFL Draft in New York City. Chad is also responsible for giving reports on the offensive line position, viewing tape and ranking those considered "draftable" by the Ravens.

**1999-2008: (with Baltimore) 2008:** The Ravens picked 2 safeties from the Midwest area in the '08 NFL Draft: Notre Dame's Tom Zbikowski (3rd round) and Cincinnati's Haruki Nakamura (6th round)...Alexander transitioned to the Southeast area after the NFL Draft in April. **2007:** Three players from Chad's area were selected in the '07 draft: G/T Marshal Yanda (3rd round) from Iowa, the 2006 Heisman Trophy winner, Ohio State QB Troy Smith (5th round), and Michigan LB Prescott Burgess (6th round). **2003-05:** Spent 2 years as the team's West area scout...During that time, the Ravens picked a number of players from Chad's area, including **2003 Defensive Rookie of the Year Terrell Suggs** and All-Rookie Team honoree WR Mark Clayton. **1999-2002:** Worked with the pro personnel staff to scout free agents and assisted with advance scouting reports of Ravens opponents...Also monitored NFL practice squads, ranking players for potential signings...Scouted colleges in the fall, visiting a number of campuses across the country for cross-checking duties. **1999:** Joined the Ravens as a pro personnel assistant.

**COLLEGE/PERSONAL:** Played FB at Wake Forest for 4 years...Earned a degree in communications...Worked for a year at an elementary school for children with behavioral disorders in Minneapolis, MN...Was an All-District football selection at Coppell (TX) HS...Also ran track for the Coppell Cowboys...Son of Hubbard Alexander, a former NFL WRs coach who won 2 championships while coaching receivers at the University of Miami (1983 & 1987) and 3 while coaching the Dallas Cowboys' receivers (1992, 1993 & 1995).



## JOE DOUGLAS

**AREA SCOUT • East**

**RICHMOND**

**YEARS WITH RAVENS/NFL: 9/9**

**BORN: 7/20/76, RICHMOND, VA**

In his 6th year as an area scout for the team, Joe Douglas is responsible for scouting the Big East, ACC, Atlantic 10, Ivy League, MEAC, SEC and Southern conferences. Douglas helps organize and coordinate the post-draft free agent signing process, along with Ravens Southwest area scout Jeremiah Washburn.

**2000-2008: (with Baltimore) 2008:** Area of focus is the entire East Coast...Is assigned the defensive back position and reports on all of the DBs considered "draftable" by the Ravens...Played a key role in scouting Ravens '08 1st-round pick QB Joe Flacco. **2003-07:** Scouted the Northeast for the Ravens...Baltimore selected T Adam Terry from Syracuse in the '05 Draft. **2000-02:** Joined the Ravens as a football personnel assistant and worked mainly with the college scouting staff in a number of roles, including coordinating college workouts and draft visits, plus spring and fall scouting...Douglas was also in charge of the team's college video library and assisted pro personnel director George Kokinis in the advance special teams evaluations of Ravens opponents and unrestricted free agents.

**COLLEGE/PERSONAL:** A communications major and sports administration minor at the University of Richmond, Joe was a 4-year starter at tackle, earning All-Atlantic 10 honors his senior year...Spent the 1999 season as a volunteer assistant coach for the Richmond football team...His former Richmond coach, Jim Reid, is the Dolphins' outside linebackers coach, and his former teammate, LB Paris Lenon, plays for the Lions...Douglas, who was a 2-time All-State football player at Lee-Davis (Mechanicsville, VA) HS, appeared in the football movie, *The Replacements* (shot at M&T Bank Stadium in 1999)...Joe, his wife, Shannon, 2-year-old daughter, Addison, and newborn son, Thomas, reside in Baltimore.



## JACK GLOWIK

**AREA SCOUT • SOUTHWEST**

**MIAMI (OH)**

**YEARS WITH RAVENS/NFL: 1/4**

**BORN: 5/13/56, CLEVELAND, OH**

**J**ack Glowik joined the Ravens in 2008 as an area scout for the Southwest and works with Jeremiah Washburn to cover schools from the Big 12, SEC, WAC and Conference USA. Glowik is a longtime veteran college coach, having spent 25 years with 5 different schools, including his alma mater, Miami (OH). Most recently, Glowik scouted the Midwest for the Miami Dolphins (2005-07).

**2008: (with Baltimore)** Joined the Ravens as an area scout...Is assigned to evaluate and provide scouting reports of college tight ends.

**2005-2007: (with Miami)** Covered the Mid-central states in the Dolphins' scouting system.

**1999-2004: (with Northwestern)** Spent 6 years coaching for the Northwestern Wildcats. **2002-04:** Tutored the team's tight ends and halfbacks. **1999-2001:** Was the defensive line coach. **1990-98: (with Miami-OH)** Returned to his alma mater to coach the defensive line and special teams for 9 years. **1988-89: (with Ohio University)** Spent 2 seasons as defensive line coach. **1987: (with Youngstown State)** Brief 1-year stint as OLBs and special teams coach. **1983-84: (with North Carolina State)** Was the Wolfpack's defensive line coach. **1979-82: (with Miami-OH)** Coached at his alma mater while Ravens head coach John Harbaugh was a student-athlete. **1980:** Earned a full-time position coaching the defensive line for 3 years. **1978-79:** Began his coaching career as a graduate assistant coach.

**COLLEGE/PERSONAL:** Was a 4-year defensive lineman at Miami (OH), earning a bachelor's degree in education in 1978...Was inducted into the school's Hall of Fame in 1988...Jack played on the same HS football team as Ravens VP of football administration, Pat Moriarty, at Benedictine (Cleveland, OH) HS...Jack and his wife, Beth, have 2 daughters, Kelsey (14) and Haley (11), and reside in Overland Park, KS.



## MILT HENDRICKSON

**AREA SCOUT • MIDWEST**

**LUTHER COLLEGE**

**YEARS WITH RAVENS/NFL: 4/4**

**BORN: 2/6/74, HUNTINGTON BEACH, CA**

**M**ilt Hendrickson was named the team's Midwest area scout following the 2008 NFL Draft. Is assigned the defensive line position and reports on all of the D-linemen considered "draftable" by the Ravens. Originally joined the Ravens as a personnel assistant in 2005.

**2005-08: (with Baltimore) 2008:** Promoted to Midwest area scout following the '08 draft. **2006-07:** Worked primarily with the pro personnel staff, serving as one of the team's 2 advance scouts of seasonal opponents and also tracking free agency...Gained experience in all aspects of the personnel department, including college scouting in the Midwest. **2005:** Joined the Ravens as a personnel assistant.

**2000-04: (with Luther College) 2002-04:** Was Luther (Decorah, IA) College's associate head coach/special teams coordinator/offensive line coach...Hendrickson structured and implemented film analysis and film exchange with opponents...Was also responsible for recruiting and evaluating student-athletes. **2000-01:** Was the team's offensive line/running backs coach...Spent 2 months as the team's interim head coach, guiding the program through the transition period of a new head coach in '01.

**1997-99: (with De Soto High School)** Earned a 26-10 record as the head varsity football coach for De Soto (WI) HS, while teaching language arts and social studies at De Soto Middle School.

**1996: (with University of Wisconsin-La Crosse)** Was the assistant varsity football coach.

**COLLEGE/PERSONAL:** Hendrickson was a team captain for both the football and baseball teams at Luther College...Graduated with a degree in history and elementary education...Also earned his master's in exercise and sports science-sport administration from Wisconsin-La Crosse...Was the valedictorian of his senior class at Pecatonica (Blanchardville, WI) HS and was a South All-Star for the 1992 Wisconsin Shrine Bowl...Milt, who interned for the Green Bay Packers during training camp in 2004, and his wife, Amy, have a son, Hutson (3). The family resides in LaCrosse, WI.



## JOE HORTIZ

**NATIONAL SCOUT**

**AUBURN**

**YEARS WITH RAVENS: 11/11**

**BORN: 11/8/75, PHILADELPHIA, PA**

Joe Hortiz enters his 3rd year as the team's national scout in 2008. He works with director of college scouting Eric DeCosta to cover schools across the country. In the 2007 draft, the Ravens' 1st-round selection, G Ben Grubbs, was not only scouted by Hortiz, but both are Auburn alumni. Hortiz, who in addition, is assigned to scout the quarterback position, views tape and ranks all the QBs considered "draftable" by the Ravens.

**1998-2008: (with Baltimore) 2008:** Scouted players across the country, with a primary focus on the eastern half, where 7 of 10 Ravens draft picks were selected in the '08 NFL Draft...Was invited to introduce Grubbs at the Ravens Roost No. 7's annual Extra Effort Award banquet in April. **2007:** Team's 1st-round draft pick Grubbs (29th overall, Auburn) was selected from Joe's focus area and attended his alma mater. **2006:** Promoted to national scout. **2003-05:** Was Ravens Southeast area scout and covered the SEC, ACC and Conference-USA. **2001-02:** Scouted the Northeast. **1998-2000:** Worked both with the pro and college scouting staffs as a football personnel assistant...Responsibilities included assisting GM Ozzie Newsome and vice president of football administration Pat Moriarty, who manages the salary cap, and performing "the box" workout at schools across the country for 3 spring seasons.

**COLLEGE/PERSONAL:** While earning his B.S. in accounting from Auburn, Joe was an undergraduate assistant coach for Terry Bowden and the Tigers' football team from 1995-97...He worked with both the QBs and WRs and also coached the scout team LBs and secondary...He compiled weekly scouting reports and breakdowns of upcoming opponent defenses...Also coordinated Auburn's summer football camps...Son of Joe and Marlene Hortiz, Joe attended Salesianum (Wilmington, DE) HS...He and his wife, Jennifer, have a son, Joey (1)...The family resides in Owings Mills, MD.



## ANDY WEIDL

**AREA SCOUT • WEST**

**VILLANOVA**

**YEARS WITH RAVENS/NFL: 4/11**

**BORN: 5/24/74, LITTLE ROCK, AR**

Andy Weidl covers schools in the West for the Ravens. Andy evaluates players from the Pac-10, Mountain West and Sunbelt conferences. He teams with fellow area scout, Lonnie Young, to cover schools in the West. Weidl has also been assigned the linebacker position, viewing tape on and ranking all the LBs considered "draftable" by the Ravens.

**2005-08: (with Baltimore) 2008:** Andy scouted Ravens '08 draft picks T Oniel Cousins (3rd, UTEP), G/T David Hale (4th, Weber State) and WR Marcus Smith (4th, New Mexico). **2006:** Baltimore selected '06 draft picks All-Rookie Team performer DT Haloti Ngata (1st round, Oregon) and WR Demetrius Williams (4th, Oregon) from Andy's area. **2005:** Joined the Ravens as team's West area scout.

**2000-04: (with New Orleans) 2003-04:** Was the Saints' Northeast area scout, covering mainly Big East and ACC schools. **2000-02:** Joined New Orleans as its National Combine Scout.

**1998-99: (with Pittsburgh)** Spent 2 years as a player personnel assistant for the Steelers...Assisted in evaluating both college and professional players.

**COLLEGE/PERSONAL:** Was a 4-year starter as an O-lineman at Villanova, while earning his degree in communications (1996) and adding graduate courses...Received a master's degree in human organizational science (1997)...Awarded Thomas J. Burke Award for the "most consistent performance and dedication" at Villanova...The Pittsburgh native attended Mt. Lebanon (Pittsburgh, PA) HS and currently resides in Phoenix, AZ.





## JEREMIAH WASHBURN

**AREA SCOUT • SOUTHWEST**

**ARKANSAS**

**YEARS WITH RAVENS/NFL: 6/7**

**BORN: 6/17/77, BOONE, NC**

Jeremiah Washburn is in his 4th year as the Ravens' area scout for the Southwest. Washburn covers schools from the Big 12, SEC, WAC and Conference USA. Washburn works with Ravens Northeast area scout Joe Douglas to organize and coordinate the post-draft free agent signing process. Assigned the wide receiver position, he views tape and ranks all the wideouts considered "draftable" by the Ravens. His father is Tennessee Titans defensive line coach Jim Washburn.

**2003-08: (with Baltimore)** **2005-08:** Baltimore selected WR/RS Yamon Figurs (3rd, Kansas State) in the '07 draft, and G/C Chris Chester (2nd, Oklahoma) and P Sam Koch (6th, Nebraska) in the '06 draft, all of whom were from Washburn's scouting area. **2005:** Was elevated to an area scout, covering schools in the southwestern area of the country. **2003-04:** Spent 2 seasons with the team as a player personnel assistant...Assisted in pro scouting (some advance scouting of seasonal opponents, unrestricted free agents and other free agents), and assisting college scouting director Eric DeCosta in preparation for the NFL Draft by doing cross-checks for schools on the East Coast.

**2002: (with Carolina)** Started his NFL career with the Panthers as a football operations assistant.

**COLLEGE/PERSONAL:** Was a 3-year guard on the Arkansas offensive line...The international economics major spent 2 seasons (2000-01) as a graduate assistant for the Razorbacks' athletic department while earning his MBA...Jeremiah's father, Jim, has been the D-Line coach for the Tennessee Titans since 1999...Washburn attended Shelby (NC) HS...Jeremiah and his wife, Susan, who are expecting their 3rd child in December, live with their daughter, Ally (6), and their son, Andrew (4), in Frisco, TX.



## LONNIE YOUNG

**AREA SCOUT • WEST**

**MICHIGAN STATE**

**YEARS WITH RAVENS/NFL: 1/18**

**BORN: 7/18/63, FLINT, MI**

Lonnie Young joined the Ravens in 2008 as an area scout for the West. Young spent 12 seasons as a defensive back for 3 NFL teams (Arizona, San Diego and NY Jets), but, most recently was a scout for the Arizona Cardinals, evaluating players from the western half of the country.

**2008: (with Baltimore)** Joined the Ravens as a West area scout...Along with the team's other West scout, Andy Weidl, Young evaluates players from the Pac 10, Mountain West and Sunbelt conferences...Young, also assigned to scout the running back position, views tape and ranks all of the RBs considered "draftable" by the Ravens.

**2003-07: (with Arizona)** Re-joined the Cardinals and started his career in scouting, cross-checking player evaluations for the western half of the country...Young was also responsible for scouting additional Midwestern states, including Michigan and Indiana.

**NFL Player:** Was originally drafted (12th round) by the Cardinals in the 1985 NFL Draft and appeared in 150 career games as a DB for the Cardinals (1985-90), Jets (1991-93, 95-96) and Chargers (1994), earning an AFC Championship ring, along with Ravens assistant director of player development Harry Swayne, while with San Diego...Tallied 720 tackles (540 solo), 11 INTs, 14 FRs, 9 FFs, 44 PD and 2 sacks...In 1985, Young earned All-Rookie honors after leading the Cardinals' secondary with 3 INTs...His Jets teammates selected him as their 1993 Ed Block Courage Award recipient after he returned from a career-threatening knee injury...Also received the Jets' Dennis Byrd Award for being the most inspirational player on the team (Byrd suffered a career-ending spinal injury in 1992).

**COLLEGE/PERSONAL:** Was a 2-year starting CB at Michigan State, earning a degree in communications...Attended Beecher (Flint, MI) HS and was inducted into the school's hall of fame in 2004.



## KEVINBYRNE

**Sr. V.P. of PUBLIC & COMMUNITY RELATIONS**

**MARQUETTE**

**YEARS WITH RAVENS/NFL: 13/30**

**BORN: 8/20/49, CLEVELAND, OH**

**K**evin Byrne, an integral part of the franchise for 28 years, oversees the Ravens' public and community relations departments, the content for BaltimoreRavens.com and many of the team's print publications. *Byrne has provided media relations assistance at 23 Super Bowls and 2 Pro Bowls at the NFL's request.* Byrne's duties have included contract negotiations, directing the team's marketing department and serving on committees to interview and select head-coaching candidates.

**1996-2008: (with Baltimore) 2008:** Joined a committee of 8 to interview and help select head coach John Harbaugh. **2007:** Invited by *The Baltimore Sun* to be the keynote speaker at the annual Sun HS Athletes of the Year banquet. **2006:** Was invited by the NFL for the 2nd time (2004) to speak to the NFL's coaches about media relations at a seminar. **2005:** Gave a 2nd presentation (2003) to front office managers at the NFL's annual seminar at Stanford. **2004:** Was promoted to Sr. V.P. of public & community relations. **2001:** Along with the Ravens' sr. director of publishing, Francine Lubera, Byrne co-wrote *Super Journey: Diary of the Ravens World Championship Season* following the Super Bowl XXXV victory. **1998:** Served on a committee to select Brian Billick.

**1981-95: (with Cleveland) Browns** were the 1st NFL team to produce their own preseason games and weekly TV shows (1984). **1979-81: (with Trans World Airline)** Was director of public affairs. **1977-78: (with St. Louis Cardinals)** Joined the NFL as the then-youngest PR director in the league. **1974-77: (with Marquette)** Was the SID for his alma mater...Worked with the legendary Al McGuire and the Warriors' 1977 NCAA basketball national championship team. **1971-74: (with U. of Missouri-St. Louis)** His 1st job was as a SID.

**COLLEGE/PERSONAL:** Earned degree (journalism) from Marquette (1971), where he was selected to Alpha Sigma Nu, the National Jesuit Honor Society, and was a 4-year member of Marquette's wrestling team...Attended St. Edwards (Lakewood, OH) HS, where he is a board member and former chairman of the school's Board of Trustees...Won the St. Edward Alumnus of the Year Award (2000)...Byrne is on the board (former chair) of Goodwill Industries of the Chesapeake, chairing the annual Gridiron Halloween party for 9 years...Kevin and his wife, Sally, have 4 children, all college graduates: daughter, Shannon (Kenyon College, master's from Loyola College and doctorate from Fairleigh Dickinson), and sons, Sean (Boston College and master's from USC), Tim (Maryland Institute College of Art) and Conor (Boston College).



## MARKBURDETT

**V.P. of CORPORATE SALES & DEVELOPMENT**

**MARYLAND**

**YEARS WITH RAVENS/NFL: 9/10**

**BORN: 6/13/58, ENGLEWOOD, NJ**

**M**ark Burdett joined the Ravens prior to the team's Super Bowl run in 2000. He leads the Ravens' corporate sales team and is the point for the development team for all non-football related events at M&T Bank Stadium.

**2000-2008: (with Baltimore) 2008:** Promoted to vice president of corporate sales & development. **2000-07:** Managed marketing and sponsorship development team and was responsible for all team revenue generated from rights holders, NFL properties, sponsorship, suites and promotions... Participated in the M&T Bank Stadium naming rights partnership.

**1999: (with Washington)** Was a senior vice president for the Redskins...Created the Redskins Broadcast Network and launched the 1st-ever team-controlled weekly half-hour program, "Redskins All Access."

**1996-98:** At Washington's WJLA-TV ABC, News Channel 8, Burdett was a V.P. station manager, directly responsible for sales, marketing, operations, business publicity, programming promotion and public affairs...While there, he oversaw the Redskins' rights deal, working directly with team owner John Cooke Sr. **1995-96:** Was V.P. station relations for the ABC Television Network, overseeing the management and maintenance of the ABC affiliate stations agreements. **1981-95:** Burdett spent 15 years as sales manager for a number of different stations in Washington D.C. and Houston, Texas.

**COLLEGE/PERSONAL:** Mark, who graduated from the University of Maryland (1981) with a degree in economics, won 4 ACC lacrosse championships as a defenseman for Maryland...He grew up with Ravens owner Steve Bisciotti and his brother, Michael, since kindergarten, and attended Severn Prep School (Severna Park, MD)...Burdett is a member of the University of Maryland Smith Business School Board of Visitors...Mark has a daughter, Katie (20) and a son, Brian (18).



## BILL TESSENDORF

**V.P. MEDICAL SERVICES/HEAD CERTIFIED ATHLETIC TRAINER  
NORTHERN ILLINOIS**

**YEARS WITH RAVENS/NFL: 13/37**

**BORN: 11/26/49, CHICAGO, IL**

**B**ill Tessenendorf, named the Ravens' V.P. of medical services in 2005, is in his 36th season with the franchise. He is the *2nd-longest tenured trainer in the NFL* (John Omohundro has been with the Arizona Cardinals for 40 years). In 1998, Tessenendorf received the *National Athletic Trainers Association's (NATA) Most Distinguished Athletic Trainer Award*.

**1996-2008: (with Baltimore)** Bill and his assistants have earned the reputation as one of the top training staffs in the league. **2000:** Bill was inducted into the Northern Illinois Athletic Hall of Fame. **1999:** Welcomed into the Ohio Athletic Trainers' Hall of Fame in Athens, OH. **1998:** Tessenendorf also received the *National Athletic Trainers Association's (NATA) Most Distinguished Athletic Trainer Award*.

**1973-95: (with Cleveland) 1989:** Bill's crew was honored as the "NFL's Athletic Training Staff of the Year" by the Professional Football Athletic Trainers Society...The group was recognized at the annual Ed Block Courage Awards banquet held in Baltimore...The Ohio Athletic Trainers' Association also recognized Bill by bestowing upon him the *Clinical/Professional Trainer of the Year Award* in May of 1989. **1973:** Joined the Browns as an assistant trainer while working towards his master's degree in exercise physiology, which he received from Kent State University in 1976.

**1972: (with Kent State)** Was a graduate assistant in the fall...Took a job as an elementary school teacher in the DeKalb (IL) public school system for the 1972-73 school year.

**COLLEGE/PERSONAL:** Graduated from Northern Illinois University with a B.S. in education (1971). Served as treasurer of the Professional Football Athletic Trainers Society for 10 years...He is also past president of the Great Lakes Athletic Trainers Association (1990-94)...As he did with the Cleveland Browns' facility in 1990, Bill coordinated the construction and design of the new Ravens' training complex, which opened in October, 2004...Bill and his wife, Nan Jean, have a daughter, Amy, who graduated from Maryland after double-majoring in marketing and communications.



## ED CARROLL

**EQUIPMENT MANAGER**

**JOINED AIR FORCE: 1964**

**YEARS WITH RAVENS/NFL: 13/20**

**BORN: 12/11/46, CLEVELAND, OH**

**E**d Carroll, the *2003 NFL Equipment Manager of the Year*, is in his 20th year with the franchise. Ed has become a virtual radio icon with his frequent appearances on morning talk shows at training camp. Nicknamed "Eddo" by the players, his anecdotes and sense of humor are legendary.

**1996-2008: (with Baltimore)** Ed supervises all of the Ravens' football equipment needs from outfitting the players with game uniforms to providing practice equipment for the team...Carroll is responsible for the safety of the players by ensuring each individual athlete has the proper equipment adjusted appropriately. **2003: Was named the NFL Equipment Manager of the Year.** **1996:** The Cleveland native moved to Baltimore with the team.

**1990-95: (with Cleveland)** Spent 6 years as equipment manager after rejoining the team in 1990.

**1984-90:** Carroll was a sales representative for Riddell, the official NFL helmet supplier...Handled Riddell promotions for all NFL teams and NCAA teams in 13 western states.

**1983: (with Cleveland)** Hired as the Browns' assistant equipment manager.

**1971-82:** Was originally exposed to equipment when he assisted longtime friend and former Notre Dame All-America QB Tom Schoen, who bought a Cleveland sporting goods store (Olympic Sports).

**PERSONAL:** Each year, Carroll makes a football equipment presentation at the annual Ravens' event, 'A Purple Evening,' developed specifically for the team's female fans...Has served on the NFL Mild Traumatic Brain Injuries Committee and currently on the NFL Equipment Managers Committee...Attended Euclid (OH) HS...Carroll spent 4 years in the United States Air Force as an air traffic controller stationed in Germany...He has 2 sons, Jason and Adam, and 2 grandchildren, Adam and Katelyn...Ed and his wife, Suzanne, live in Westminster, MD.



**ED BURCHELL**  
V.P. of Regional Partnerships

Ed Burchell has been with the Ravens' corporate sales team since 2002. A Baltimore native, Burchell is charged with driving the Ravens' regional partnerships and sales to build team revenue, brand aware-

ness and brand growth.

Burchell's regional partnerships include the naming rights relationships with Smyth Jewelers (Ring of Honor) and Geppi Entertainment (Club Level), both at M&T Bank Stadium.

The co-founder of the Ravens All Community Team and NFL Football Challenge, both programs bring together corporate business leaders from the community with the Ravens' organization and individual player foundations.

Prior to the Ravens, Burchell was a vice president for Genesis Health Ventures. While there, he was responsible for building and implementing revenue generating strategies nationally for its consulting practice and regionally for its Chesapeake network.

Burchell is a member of a number of charity boards: the Ravens All Community Team Foundation, Stella Maris, Better Business Bureau and the Boy Scouts of America. He is also a member of the Loyola Blakefield Development Committee.

A graduate of the University of Virginia, Ed and his wife, Kelly, have 2 sons, Edward (10) and Alexander (6).



**BOB ELLER**

Bob Eller has been with the franchise since 1987, serving in both the public relations and operations departments. The Baltimore native manages the day-to-day operations of the team, including at the team's

facility in Owings Mills, at training camp at McDaniel College and with minicamps, team travel and catering for the players, coaches and staff.

In 2004, Eller directed the team's move to the new facility. In his history with the team, Eller also wrote and edited media guides and other PR-related materials as well as coordinated the operations of the game day stats crew.

Eller's career began as an intern for the Baltimore Colts in 1983, while in college. A year later, the team's 1st year in Indianapolis, he joined the team as its director of public relations. Eller then moved to Cleveland in 1987 to become the Browns' assistant director of public relations. He was invited to join them in the move to Baltimore in 1996.

Eller has worked 8 Super Bowls for the NFL and served as the Browns' primary league office liaison when the NFL launched the player assistance and development programs.

Bob earned his business administration degree from Towson University. An active supporter of the St. Vincent's Center for abused children, Bob and his wife, Sheila, have a daughter, Erin (15) and a son, Joe (12).



**GABRIELLE DOW**  
V.P. of Marketing

Gabrielle Dow joined the Ravens prior to the 2006 season. Dow oversees the team's marketing, promotions, advertising, design, events, game entertainment, new media and fan affinity areas.

The San Francisco native drives aggressive promotion and advertising for the Ravens. Under her direction in 2007, Dow launched 4 new fan affinity clubs and led the promotion of the Ravens' new broadcasting strategies. During the 2008 offseason, her marketing team coordinated the Ravens' 1st Cheerleader swimsuit calendar photo shoot in Punta Cana, Dominican Republic.

Dow has experience working with 3 major sports leagues: the NFL, the NHL and the NBA. Prior to joining the Ravens, she spent 2 years with the NHL's Florida Panthers, managing the marketing of hockey, concerts and family entertainment and 4 years with AEG, marketing the NBA's Los Angeles Lakers, as well as the Staples Center, Kodak Theatre, and The Forum.

After earning both an M.B.A. and law degree from Oregon, Dow began her sports career as a public relations intern for the Portland Trail Blazers.

Gabrielle and her husband, Jeff, have a 3-year-old daughter, Danielle.



**JEFF GOERING**

Jeff Goering, who joined the club in 1999, oversees all functions of the finance department, including the organization's financial reporting and budgeting processes, and is also the chief financial liaison with the club's audit/tax advisors and various stadium partners.

Goering was named the team's senior director of finance in 2004 after spending his 1st 5 years with the Ravens as the team's controller.

As a senior consultant for PricewaterhouseCoopers in Dallas, Goering worked with many sports facilities, preparing financial feasibility studies, market assessments and economic impact analyses for proposed new or expanded sports venues.

He received his master's of science in sports management from the University of Massachusetts in 1998. While a graduate assistant for the UMass Athletic Department Business Office (1996), he was a consultant in the evaluation and preparation of Boston Red Sox salary arbitration cases.

Goering spent a year in the Philippines as a community development volunteer for the Presbyterian Church, USA, from July 1995 to August 1996. He received a B.S. in business administration from Rockhurst (Kansas City, MO) University. Jeff, who serves as the V.P./treasurer for the Ravens All Community Team Foundation, earned his CPA certificate in 1992. He and his wife, Sheryl, have 2 daughters, Olivia (7) and Caroline (5), and a son, Daniel (2).





**BILL JANKOWSKI**  
V.P. of Information

Bill Jankowski has been with the franchise in a full-time role since 1986. He was one of 28 to join Art Modell in the move to Baltimore with the team in 1996. Jankowski guides the Ravens' information technology department to support many technological functions for the organization, including business, coaching, stadium, scouting, public relations and training operations. He helped the team through the transition of moving to Baltimore and has kept the organization on par with today's ever-changing technology world.

The Cleveland native works with director of I.T., Nick Fusee, to support both the coaching and scouting staffs, assisting with their unique software programming. The software assists the coaches in game planning and game analysis, combining with the football video department.

They also help manage the scouting player personnel database, integrating the system with the NFL Management Council.

Jankowski spent 2 years as the chair of the NFL's Technical Advisory Committee and was a member of the committee to help design the NFL's Game Statistics & Information System (GSIS) in 1996.

Bill, who attended St. Ignatius HS and John Carroll University, (Cleveland, OH), lives in Reisterstown, MD, with his German Shepherd, Macie.



**KEVIN ROCHLITZ**

Kevin Rochlitz, who joined the Ravens in 2003, oversees all national partnerships and promotions for the team. He is the primary contact for the team's MedStar Health partnership and works with national partners on promotions and brand visibility. Rochlitz created and sold the Bacardi Bar and Talon Pub at M&T Bank Stadium.

Prior to joining the Ravens, Rochlitz spent 5 years as senior vp of sales for Mandalay Sports and Entertainment/Mandalay Pictures, owners of the Dayton Dragons and Frisco Rough Riders (minor league baseball). Rochlitz oversaw new stadium construction, selling the naming rights for each (Fifth Third Field in Dayton, OH and Dr Pepper Park in Frisco, TX).

From 1996-97, he was one of the youngest assistant athletic directors in Division I-A for the University of Miami. Rochlitz crossed paths with secondary coach Chuck Pagano and former Ravens CB Duane Starks.

Rochlitz serves on the boards of Union Memorial Hospital Foundation and the Matt Katula Foundation. He has served on the National Sports Forum Steering Committee since 2001. Kevin graduated from Wyoming with a degree in marketing. He and his wife, Melissa, have a daughter Riley (5). Rochlitz spent 5 years as senior vice president of sales for Mandalay Sports and Entertainment/Mandalay Pictures, owners of the Dayton Dragons and Frisco Rough Riders (minor league baseball).



**BAKER KOPPEL - MAN**

Baker Koppelman has been with the Ravens since their 1st year in Baltimore (1996). Koppelman oversees the team's PSL, season ticket and hospitality sales, ticket operations, ticket distribution, customer service, club level service and retail sales.

Born and raised in Baltimore, Koppelman has worked in professional sports ticketing operations since 1987, selling Baltimore Orioles tickets at Memorial Stadium during the summer while earning his sports management and economics degrees at Guilford College (Greensboro, NC).

He worked his way to a full-time position with the Orioles in 1991, helping manage the stadium box office and contributing with the seating relocation from Memorial Stadium to Oriole Park at Camden Yards in 1992. He then spent 1 season with the San Diego Padres in 1995, before returning to his hometown to join the Ravens.

Koppelman serves on the advisory board of the Michael A. Fiorelli Foundation for Esophageal Cancer Awareness. Fiorelli was Koppelman's colleague at both the Orioles and Ravens. Baker is also a member of the St. Paul's School (Baltimore) Alumni Board.

Baker's wife, Reba, is a senior accountant in the Ravens' finance department.



**LARRY ROSEN**

Larry Rosen entered his 9th year with the Ravens, after joining the club prior to the team's Super Bowl season in 2000. In that time, his broadcasting team has earned 15 Emmy awards for its excellence in producing original television shows such as *Wired*, *Ravens Report*, *Ravens Kickoff* and preseason football coverage. Larry also produces content for the SMARTVISION video boards at M&T Bank Stadium during Ravens home games.

Rosen won his 1st Emmy while with the Ravens for his feature reporting on the team's 2001 visit to Ground Zero in New York City.

Prior to his Ravens tenure, Rosen was the play-by-play voice and executive producer of both Philadelphia Phillies baseball and Atlantic 10 basketball games for PRISM-TV. Inducted into Temple University's Hall of Fame in 2005, Rosen won multiple Emmys in his 16 years at PRISM.

Rosen began his career as a news reporter for KYW Newsradio Philadelphia. He was honored several times as National Reporter of the Year by multiple organizations, including the AP and the Columbia School of Journalism, for his coverage of the Three Mile Island nuclear accident, the MOVE shootout and Pope John Paul II's visit to Philadelphia in 1979.

Larry has 2 daughters, Sunni (15) and Inde (13), who are die-hard Ravens fans. They celebrated the team's Super Bowl XXXV victory in Tampa by gazing up at the falling purple confetti.

## 2008 BALTIMORE RAVENS EMPLOYEES



**ROY SOMMERHOF**

Roy Sommerhof joined the Ravens during their inaugural season in Baltimore (1996). He manages all aspects of M&T Bank Stadium, including game day parking, security, custodial services, catering, medical services and stadium maintenance.

Since the stadium opened in 1998, Sommerhof has spearheaded the team's efforts to make it one of the best in the NFL, supervising improvements to both the suite and club levels, the installation of the spectacular LED boards, the addition of 15 new suites, and the design and installation of the M&T Bank Stadium signage, both inside and outside the stadium.

Prior to joining the Ravens, the Baltimore native spent 16 years working in both ticket sales and stadium operations for the Orioles. He played a significant role in the planning, development and execution of the opening of Oriole Park at Camden Yards in 1992.

During his career, Roy has been involved with numerous special events, including hosting both Pope John Paul II at Oriole Park (1995) and the Queen of England at Memorial Stadium (1991), and the MLB All-Star Game at Oriole Park (1993).

Sommerhof graduated from St. Thomas (Miami, FL) University in 1979 with a degree in sports administration. Roy, who serves on the board of Baltimore Youth Hockey, and his wife, Lina, have 2 sons, Drew (14) and Cole (6).




**THERESA ABATO**

Sr. Dir. of Corporate Sales & Suites Admin.



**DON FOLLETT**

Head Groundskeeper/  
Sr. Director of Fields & Grounds



**FRANCINE LUBERA**

Sr. Director of Publishing/Game Credential Mgmt.



**PAM LUND**

Executive Assistant to the Owner



**KENNY ABRAMS**

Director of Community Relations



**MICHELLE ANDRES**

Director of New Media



**JIM COLLIER**

Controller



**DON DIRADDO**

Director of Broadcasting Administration



**JON DUBE**

Director of Football Video Operations



**NICK FUSEE**

Director of Information Technology



**ELIZABETH JACKSON**

Director of Human Resources



**DARREN SANDERS**

Director of Security



**CHAD STEELE**

Director of Media Relations



**JESSICA MARKISON**

Exec. Asst. to the GM/  
Football Admin. Mgr.



**MEGAN McLAUGHLIN**

Exec. Asst. to the Head Coach & Coaching Staff



**LAURA YOUNG**

Executive Assistant to the President



**T.J. A'BECKET**

Ticket Operations & Distribution Coordinator



**ROY ANDERSON**

Player Personnel Assistant



**MARK AZEVEDO**

Player Personnel Assistant

PLAYERS • 2007 REVIEW • HISTORY • RECORDS • GAME DAY


## 2008 BALTIMORE RAVENS EMPLOYEES



**NATHAN  
BICKERSTAFF**  
Groundskeeper



**MARK  
BIENVENU**  
Asst. Director of  
Football Video Ops



**DAVID  
BLACKBURN**  
Player Personnel  
Assistant



**HEATHER  
BLOCHER**  
Marketing &  
Promotions Coordinator



**PAIGE BOYLE**  
Senior  
Account  
Executive



**MATT  
BREVET**  
Broadcasting  
Coordinator



**ED  
BROWN**  
Ravens  
Security



**MIKE BURKE**  
Manager of Ticket Sales  
& Hospitality



**MARQUES  
CHARBONNET**  
Mgr. of Marketing &  
Fan Development



**DANA  
CLINE**  
Payables  
Manager



**JOHN  
CLINE**  
Manager of Events &  
Guest Services



**MEGAN  
COLLINS**  
Manager of Events &  
Entertainment



**EDDIE  
COUGHLAN**  
Production  
Coordinator



**KEVIN  
DOMBOSKI**  
Assistant Certified  
Athletic Trainer



**BRAD DOWNS**  
Corporate Sales  
Account Executive



**MIKE DUFFY**  
Website Content  
Writer/  
Coordinator



**SARAH  
ELLISON**  
New Media  
Manager



**ERIC  
EVERS**  
Groundskeeper



**COLLIN FERGUSON**  
Football Video  
Operations  
Assistant



**BRYAN  
FILKINS**  
Assistant  
Groundskeeper



**PATRICK  
GLEASON**  
Public Relations  
Coordinator



**ANDI GOODWIN**  
Manager of  
Advertising &  
Research



**JOSH  
HARTMAN**  
Manager of Premium  
Services & Suites



**VERNON  
HOLLEY**  
Security  
Manager



**PATTI  
HOLTERY**  
Payroll  
Manager



**2008 BALTIMORE RAVENS EMPLOYEES**



**ERIN HOWLAND**  
Senior Account Executive



**KIM HURNEY**  
Ticket Office Admin. & Customer Service Coordinator



**KATE KAISER**  
Manager of Corporate Sales Administration



**REBA KOPPELMAN**  
Senior Accountant



**SEAN KAUFFMAN**  
Fields & Grounds Supervisor



**DAVE LANG**  
New Media Coordinator



**MELANIE LeGRANDE**  
Exec. Dir. of RACTF/Comm. Relations Mgr.



**TONI LEKAS**  
Receptionist



**KEN LISSE**  
Manager of Design



**MAGGIE LITZ**  
Player Personnel Administrative Asst.



**KEITH MATHEWS**  
Facilities Maintenance Manager



**ADAM MAZALEWSKI**  
Manager of Ticket Operations



**LIZ MCCROSKEY**  
Staff Accountant



**MAURICE MOORE**  
Ravens Security



**RAY NAMOLI**  
Senior Account Executive



**JAY O'BRIEN**  
Broadcasting Manager



**P.J. PETEL**  
Assistant Groundskeeper



**MARISOL RENNER**  
Public Relations Manager



**KYLE SCHIMMOELLER**  
Assistant Certified Athletic Trainer



**WILLIAM SHERIDAN**  
Assistant Equipment Manager



**JOAN SIERACKI**  
Travel Manager



**CRAIG SINGLETERRY**  
Ravens Security



**MARK SMITH**  
Assistant Certified Athletic Trainer



**BERNIE STAWSKI**  
Ticket Sales & Hospitality Representative



**MARTY TELLER**  
Corporate Sales Account Executive



## 2008 BALTIMORE RAVENS EMPLOYEES



**JOBIE WALDT,**  
FMA,  
Manager of  
Stadium Operations



**KEITH  
WELDON**  
Corporate Sales  
Account Executive



**VALARIE  
WIDEMAN**  
Receptionist



**BRANDON WILLIAMS**  
Mascot  
Coordinator



**KRISTIN YATES**  
Customer Service  
& Communication  
Coordinator

### PART-TIME EMPLOYEES • ADVISORS • CONSULTANTS



**TRICIA BOSLEY**  
Medical Services  
Assistant



**TINA GALDIERI**  
Cheerleaders  
Coordinator



**ROD HAIRSTON**  
Team  
Chaplain



**PHIL HOFFMANN**  
Ravens Team  
Photographer



**KAREN MCGEE**  
PR, CR & Credential  
Assistant

### PART-TIME EMPLOYEES • ADVISORS • CONSULTANTS



**BUD REINECKE**  
Office Services  
Supervisor



**RON SHAPIRO**  
Special Advisor  
to the Owner



**JOHN ZIEMANN**  
Band  
Coordinator

### TEAM PHYSICIANS • MEDICAL STAFF



**DR. ANDREW  
TUCKER**  
Head Team  
Physician



**DR. LEIGH ANN  
CURL**  
Chief Orthopedic  
Surgeon



**DR. JANICE FURST**  
Team  
Psychologist



**DR. RICHARD  
HINTON**  
Associate Team  
Physician



**SUE JAMES**  
Team  
Nutritionist



**DR. RICHARD  
LEVINE**  
Associate Team  
Physician



**DR. DAVID  
McDUFF**  
Team Assistance  
Physician



**DR. LES  
MATTHEWS**  
Associate Team  
Physician



**DR. DOUGLAS  
MILLER**  
Team Chiropractor



**DR. ALAN  
SOKOLOFF**  
Team Chiropractor



# Meet Jim.

A 35-year-old computer programmer, father, and avid Ravens fan.

This morning, he showed his son the fine art of a good tackle. This afternoon, he'll call **UNION MEMORIAL SPORTS MEDICINE** for his sports injury.

Why? Because we're the official medical team of the Baltimore Ravens. And, even though Jim's not a pro, he can be sure that he'll be treated by a specialist with more than 25 years of experience. And since we're trusted by the Ravens, Jim knows we'll have him back in the game in no time.

Call **1-888-44SPORT** for more information or log on to **[unionmemorial.org/sports](http://unionmemorial.org/sports)**.



Union Memorial  
Sports Medicine

MedStar SportsHealth

Let **Union Memorial Sports Medicine** get you back in the game.




## OWINGS MILLS FACILITY OWINGS MILLS, MD



The Baltimore Ravens moved in to their new 200,000-square-foot training facility in mid-October of 2004. The building features a brick and stone exterior. The field house is 90,000 square feet and includes a strength-training area and a full-size indoor practice field. The new headquarters' outdoor practice fields and field house sit on 32 acres and was completed in Dec. of 2004. Almost all of the physical construction on the project was provided by Baltimore area companies and workers. The facilities include a full-service kitchen, cafeteria, player support functions, basketball and racquetball courts, TV/radio studios, plus state-of-the-art requirements for NFL training. Included at the facility are executive offices, meeting rooms, 3 outdoor fields and media areas that offer wireless capability. Approximately 200 Ravens are housed at the headquarters in Owings Mills. The ticket office and stadium facilities' staffs remain at M&T Bank Stadium.

*"Everything a team needs to help prepare it to win is available to us. Steve (Bisciotti) has delivered a 1st-class, state-of-the-art training facility and office complex,"* general manager Ozzie Newsome said.

On the left is LBs coach Greg Mattison and a Ravens? player who is participating in the Ravens? Strong Man competition. The group of competitors can be seen in the mirror. The field house is below left and a shot of the vast weight room is directly below.



## RAVENS ACT FOUNDATION

The Baltimore Ravens All Community Team Foundation is committed to improving, encouraging and enabling the healthy development of youth in the Baltimore area, as well as other parts of the state of Maryland. The foundation focuses on programs that help youth, and in some cases their families, with various needs, including housing, hunger, education, athletics and mentoring.

Recent projects include:

- \* The renovation of the football stadiums at 2 Baltimore City High Schools (Baltimore Polytechnic Institute & Mergenthaler Vocational-Technical High School)
- \* Financial support to St. Vincent's Center, Paul's Place Outreach Center & Sandtown Habitat for Humanity
- \* The Plan in Motion project, which supports nonprofits that are fighting childhood obesity through physical fitness and nutrition education programs, with grants of up to \$5,000

The team's charitable arm also partners with Ravens player foundations (see below) and the many staff members who volunteer with other nonprofit organizations, working to improve the quality of life for youth in our community.

## RAVENS PLAYER FOUNDATIONS

**Kyle Boller**  
Kyle Boller Fund

KYLE BOLLER  
FUND

**Mark Clayton**  
Mark Clayton Foundation



**Todd Heap**  
Todd Heap Foundation



**Matt Katula**  
Matt Katula Foundation  
[www.perfectlaces.com](http://www.perfectlaces.com)

**Ray Lewis**  
Ray Lewis Foundation  
[www.raylewis52.com](http://www.raylewis52.com)



**Derrick Martin**  
Derrick Martin Foundation  
[www.derrickmartin.org](http://www.derrickmartin.org)

**Derrick Mason**  
Derrick Mason Foundation



**Chris McAlister**  
Chris McAlister Foundation

**Ed Reed**  
Eye of the Hurricane Foundation

**Samari Rolle**  
Rolle With Me Foundation



**Ray Scott**  
A Son Never Forgets Foundation  
[www.madbacker.net](http://www.madbacker.net)



**Troy Smith**  
Troy Smith Foundation

**Matt Stover**  
Matt Stover Foundation  
[www.mattstoverfoundation.org](http://www.mattstoverfoundation.org)



**Daniel Wilcox**  
Empowerment M.I.N.D.S. Foundation



## RAVENS ALL COMMUNITY TEAM

The Ravens All Community Team is a partnership among the Ravens organization, the players and members of the corporate community, including title sponsor, M&T Bank. Through volunteerism and fundraising, the ACT improves the quality of life in local communities. Annual events include the ACT Auction Party (TE Daniel Wilcox on drums, at right), which annually raises more than \$200,000 for player foundations and Baltimore-based charities.



## GRIDIRON HALLOWEEN PARTY

QB Kyle Boller, WR Mark Clayton and TE Todd Heap annually co-host the Gridiron Halloween Party benefiting Goodwill Industries of the Chesapeake. The event features food, a silent auction, costume contests and plenty of fun and games. In 2007, more than 600 people attended the event and raised close to \$110,000 for Goodwill programs. At right, are Todd Heap (ninja), Mark Clayton (Ray Charles), LS Matt Katula (Peter Pan) and Kyle Boller (French painter).



## SPRING FOOTBALL FESTIVAL

More than 20 Ravens players attended the Ravens' Spring Football Festival at M&T Bank Stadium in April, including RB Willis M<sup>c</sup>Gahee, K Matt Stover and RS Yamon Figurs (right). The annual festival streamed live coverage of the NFL Draft and featured interactive games, a locker room tour and player autograph signings.



## RAVENS FAMILY FOOD DRIVE

The Ravens hosted the 12th annual Family Food & Funds Drive in Nov. 2007. In addition to the collection at M&T Bank Stadium, Shoppers Food & Pharmacy enhanced the drive through in-store donations. The final poundage collected at M&T Bank Stadium and at 17 Shoppers stores totaled more than 24,000 lbs., which went directly to the Maryland Food Bank for distribution throughout the holidays. G Jason Brown (at right) supported the effort.



## BALTIMORE FOOTBALL ALUMNI

The Baltimore Football Alumni celebrates the historical significance of professional football in Baltimore. Former Colts and Ravens players participate in autograph signings at every Ravens home game, and many alumni take part in community activities throughout the year. At right, Super Bowl Champions and former Ravens LB Brad Jackson and P Kyle Richardson joined participants at a Ravens flag football game.



## 'TIS THE SEASON

Many players host efforts each December to brighten the holidays of the less fortunate. In 2007, QB Kyle Boller, WR Derrick Mason and CB Samari Rolle (right) hosted their 3rd annual Holiday Helpers event, donating \$15,000 to 100 youth for shopping. LB Ray Lewis donated gifts to youth for his annual Holiday Gift Marketplace, while RB Willis McGahee hosted a 3-week toy drive. LB Bart Scott also teamed with CB Derrick Martin for an annual holiday party at Port Discovery, supporting local students.



## A PURPLE EVENING

The Ravens celebrate the team's female fans with *A Purple Evening* each year. In 2007, more than 1,500 women attended the event at M&T Bank Stadium. Ravens players joined the festivities and hosted instructional field drills, fan forums and autograph sessions. CB Chris McAlister and QB Kyle Boller (at right) led fans through locker room tours, as well.



## RAVENS GIVE THANKS

Each year, Ravens players combine efforts to provide Thanksgiving food to Maryland families. More than 1,500 families in need were fed in 2007 through the efforts of QB Kyle Boller, WR Mark Clayton, LB Ray Lewis (right), S Ed Reed, LB Bart Scott and the Ravens' running backs. The players distributed turkeys, stuffing, desserts and all the traditional fixings across the area during the holiday season.



## RAVENS IN OUR COMMUNITY

### MASON'S GIFT

Ravens WR Derrick Mason made a \$25,000 gift to Rebuilding Together Baltimore in 2008. The nonprofit, the nation's leading organization bringing volunteers and communities together to improve the homes and lives of low-income homeowners, provides free home repair services for those with the greatest need. Mason's gift funded the repair of 7 homes, out of 25 that were renovated in Turner Station in Baltimore County. Mason (at right) joined more than 100 volunteers to renovate and restore the historic homes.



### DIABETES AWARENESS

DT Haloti Ngata has teamed with the Juvenile Diabetes Research Foundation to raise awareness and funds for a cure. He sponsored an essay contest for Maryland students in 2008, focusing on ways that the youth could promote awareness of the disease. Three students were selected as winners, and Haloti presented each one with an autographed No. 92 jersey and a grant to put their plan into action. At right, Haloti congratulates Urbana High School's Patrick Georgi on his winning essay.



### SCOTT GIVES BACK

During the 2007 season, LB Bart Scott hosted monthly parties at Kennedy Krieger Institute. KKI serves children and adolescents with disorders of the brain and spinal cord. The hospital is special to Scott, who focuses his A Son Never Forgets Foundation on those suffering from paraplegia. Each party featured karaoke, pizza, board games and intense Nintendo Wii competitions.



### L.O.R.D.S. PROGRAM

Ravens S Ed Reed's relationship with Booker T. Washington Middle School has netted great dividends. The Pro Bowler makes a difference through his L.O.R.D.S. Program, which supports the school and rewards youth who reach certain goals. Each year, Reed donates back-to-school supplies, Thanksgiving baskets to families in need and also hosts students at Ravens home games. He annually attends the ACT Auction Party (at right with Scott Garceau), with proceeds benefiting players foundations.







**GERRY  
SANDUSKY**



**98ROCK**  
97.9 baltimore

**WBALTV** 11


**WBAL**  
wbaltv.com AM 1000

**MORE SPECIALS...  
MORE ACCESS...  
MORE GAMES!**

**YOUR #1 SOURCE FOR  
BALTIMORE RAVENS  
COVERAGE**



96

BRENDON  
AYANBADEJO

**HT: 6-1**  
**WT: 228**  
**COLLEGE: UCLA**  
**HS: SANTA CRUZ, CA**  
**BORN: 9/6/76, CHICAGO, IL**  
**JOINED RAVENS: FREE AGENT, 2008**

**GAMES PLAYED/STARTED:** (2003, 16/0); (2004, 16/2); (2005, 16/0); (2006, 16/1); (2007, 16/0) **Totals: 80/3**

**PLAYOFFS:** (2005, 1/0); (2006, 3/0) **Total 4/0**

**TRANSACTIONS:** Brendon Ayanbadejo signed with the Ravens (4-year contract) as an unrestricted free agent on 3/10/08...Signed a 2-year contract extension with the Chicago Bears on 11/4/05...Traded by Miami to Chicago for TE John Owens and a conditional draft pick on 8/28/05...Signed with the Dolphins on 2/3/03...Waived by the Ravens on 7/24/01...Signed by Baltimore and allocated to NFL Europe on 2/12/01...Waived by the Bears on 5/10/00...Signed by the Bears on 1/10/00...Waived by the Falcons on 8/23/99...Originally entered NFL with the Falcons as an undrafted free agent on 4/23/99.

**PRO: Two-time Pro Bowler** (2006 and 2007) and 2-time alternate (2004 and 2005)...Earned *All-NFL* and *All-NFC* honors from *Pro Football Weekly/Pro Football Writers Association* in 2006...Also named *All-Pro* by *ESPN.com* and *Sports Illustrated* in 2005...Entering 2008, Ayanbadejo recorded 124 special teams tackles (average of 24.8 per year), 4 FFs and 2 FRs in 80 career games played...Has led or shared the team lead in special teams tackles in each season he has played...Has also recorded 43 career tackles with 1 INT and 1 PD from scrimmage as a reserve LB...Totaled 42 special teams tackles from 2003-04 with Miami...Entered professional football in 2000 in the CFL (Winnipeg Blue Bombers and Toronto Argonauts), played in NFL Europe in 2001 and returned to the CFL in 2002 (British Columbia Lions).

**2007: (with Chicago)** Selected to his *2nd-consecutive Pro Bowl* after appearing in all 16 contests, leading the Bears with 26 special teams stops and 1 tackle from scrimmage...Collected 3 or more special teams tackles in 6 games...**2007 SEASON HIGHLIGHTS:** Tied a season high with 3 special teams tackles in **game 13 at Was. (12/6)**...Posted a career-high 2 FFs on special teams, 1 of which was recovered by Chicago, leading to a Bears' FG in **game 5 at GB (10/7)**...Recorded 1 tackle from scrimmage in **game 3 vs. Dal. (9/23)**.

**2006: (with Chicago)** Earned his *1st-career Pro Bowl* nod as a special teamer while playing

in 16 games, including 1 start (game 2 vs. Det.)...Tied for the team lead with 28 special teams tackles...Also recovered 2 opponent fumbles on special teams that led to Bears FGs (9/10 at GB and 10/8 vs. Buf.)...Played all 3 postseason contests, pacing team with 7 special teams tackles...**2006 SEASON HIGHLIGHTS:** Collected a *career-high 6 special teams tackles* and recorded a FF, which led to a Bears' TD in **game 7 vs. SF (10/29)**...Started his 1st game as a Bear and recorded 5 tackles from scrimmage in **game 2 vs. Det. (9/17)**...Also added 1 special teams tackle against the Lions...Netted 3 special teams tackles, and 1 FR on special teams, which led to a Bears' FG...Added 1 tackle from scrimmage in the **season opener at GB (9/10)**.

**2005: (with Chicago)** Played all 16 games while leading the team with 28 special teams tackles during his 1st season with Chicago...Recorded at least 1 special teams tackle every game...**2005 SEASON HIGHLIGHTS:** Posted 5 tackles from scrimmage and 1 special teams tackle in the **season finale at Min. (1/1/06)**...Recorded 3 solo tackles from scrimmage and 2 special teams tackles in **game 13 at Pit. (12/11)**...Netted a season-high 3 special teams tackles in **game 10 vs. Car. (11/20)**.

**2004: (with Miami)** Saw action in all 16 games, including the 1st 2 starts of his career, pacing the Dolphins with 23 special teams tackles...Recorded 20 tackles and 1 INT from scrimmage...**2004 SEASON HIGHLIGHTS:** Tied a career-high with 7 tackles (3 solo) from scrimmage in the **season finale at Bal. (1/2/05)**...**Started his 1st-career game** at LB on Monday Night Football and posted a *career-high 7 tackles* and his *1st-career INT*, which led to a Dolphins' game-winning TD drive in **game 14 vs. NE (12/20)**...Posted 3 special teams tackles in **game 4 vs. NYJ (10/3)**.

**2003: (with Miami)** Played in all 16 games as a reserve LB and on special teams where he led Miami with 19 special teams tackles...**2003 SEASON HIGHLIGHTS:** Netted 2 special teams tackles in **game 14 vs. Phi. (12/14)**...Posted a season-high 3 special teams tackles in **game 2 at NYJ (9/15)**.

**2002: (CFL)** Earned *CFL West All Star* honors and was a *CFL All Pro*...Played with British

# 96 BRENDON AYANBADEJO

Columbia and tied for 2nd on the squad with 77 tackles, all while compiling a team-high 5 FRs to go with 3 INTs and 3 sacks...Added a club-high 27 special teams tackles.

**2001: (NFL Europe)** Allocated to the Amsterdam Admirals by Baltimore in the spring of 2001.

**2000: (CFL)** Split time between Winnipeg and Toronto.

**1999: (with Atlanta)** Went to training camp with the Falcons as an undrafted rookie free agent in 1999 before being waived prior to the start of the regular season.

**COLLEGE:** Four-year letterman at UCLA (1995-98)...Finished his career with 185 tackles and 10 INTs...Earned 1st-team All-Pac-10 honors as a senior after starting all 12 games and recording 62 tackles, 9 sacks and 4 FRs to help the Bruins to a 10-2 record and Rose Bowl berth...Majored in history.

**PERSONAL:** Prepped at Santa Cruz (CA)

HS...Younger brother of former Ravens FB Obafemi Ayanbadejo, who was a teammate of his in 2003 with Miami and again in Chicago during the 2007 preseason...Has a Web site: mouthpiecesports.com...Born in Chicago, he and his family moved to Lagos, Nigeria, when he was 1 and lived there for nearly 3 years before moving back to the United States...While with the Bears, he promoted physical fitness education at Hamlin Park in Chicago each Tuesday...In March 2008, Brendon visited the youth at Boys Hope, Girls Hope, a home for young men...He spoke to 5th graders at Fort Smallwood elementary school...The students won the visit by raising money for the American Heart Association through Jump Rope for Heart...Spends time rollerblading and at the beach and body surfing when he has free time...Brendon has a daughter, Anaya Lee... Name is pronounced: EYE-on-bah-day-joe... Full name: Oladele Brendon Ayanbadejo.

## 2006 Game-by-Game Stats


Bears										
Date/Opp.	TT	Solo	AS	Sacks	FF	FR	INTs	PD		
9/10 @ GB	1	0	1	0-0	0	0	0-0	0		
9/17 vs. Det.	5	4	1	0-0	0	0	0-0	0		
9/24 @ Min.	0	0	0	0-0	0	0	0-0	0		
10/1 vs. Sea.	1	0	1	0-0	1	0	0-0	0		
10/8 vs. Buf.	0	0	0	0-0	0	0	0-0	0		
10/16 @ Ari.	0	0	0	0-0	0	0	0-0	0		
10/29 vs. SF	0	0	0	0-0	0	0	0-0	0		
11/5 vs. Mia.	0	0	0	0-0	0	0	0-0	0		
11/12 @ NYG	0	0	0	0-0	0	0	0-0	0		
11/19 @ NYJ	0	0	0	0-0	0	0	0-0	0		
11/26 @ NE	1	1	0	0-0	0	0	0-0	0		
12/3 vs. Min.	0	0	0	0-0	0	0	0-0	0		
12/11 @ STL	0	0	0	0-0	0	0	0-0	0		
12/17 vs. TB	0	0	0	0-0	0	0	0-0	0		
12/24 @ Det.	0	0	0	0-0	0	0	0-0	0		
12/31 vs. GB	3	1	2	0-0	0	0	0-0	0		
<b>Totals</b>	<b>11</b>	<b>6</b>	<b>5</b>	<b>0-0</b>	<b>0</b>	<b>0</b>	<b>0-0</b>	<b>0</b>		
Playoffs										
1/14/07 vs. Sea.	0	0	0	0-0	0	0	0-0	0		
1/21/07 vs. NO	0	0	0	0-0	0	0	0-0	0		
2/4/07 vs. Ind.	0	0	0	0-0	0	0	0-0	0		
<b>Totals</b>	<b>0</b>	<b>0</b>	<b>0</b>	<b>0-0</b>	<b>0</b>	<b>0</b>	<b>0-0</b>	<b>0</b>		

## 2005 Game-by-Game Stats

Bears										
Date/Opp.	TT	Solo	AS	Sacks	FF	FR	INTs	PD		
9/11 @ Was.	0	0	0	0-0	0	0	0-0	0		
9/18 vs. Det.	1	0	1	0-0	0	0	0-0	0		
9/25 vs. Cin.	0	0	0	0-0	0	0	0-0	0		
10/9 @ Cle.	0	0	0	0-0	0	0	0-0	0		
10/16 vs. Min.	0	0	0	0-0	0	0	0-0	0		
10/23 vs. Bal.	0	0	0	0-0	0	0	0-0	0		
10/30 @ Det.	0	0	0	0-0	0	0	0-0	0		
11/6 @ NO	0	0	0	0-0	0	0	0-0	0		
11/13 vs. SF	0	0	0	0-0	0	0	0-0	0		
11/20 vs. Car.	0	0	0	0-0	0	0	0-0	0		
11/27 @ TB	0	0	0	0-0	0	0	0-0	0		
12/4 vs. GB	2	1	1	0-0	0	0	0-0	0		
12/11 @ Pit.	3	3	0	0-0	0	0	0-0	0		
12/18 vs. Atl.	0	0	0	0-0	0	0	0-0	0		
12/25 @ GB	0	0	0	0-0	0	0	0-0	0		
1/1/06 @ Min.	5	2	3	0-0	0	0	0-0	0		
<b>Totals</b>	<b>11</b>	<b>6</b>	<b>5</b>	<b>0-0</b>	<b>0</b>	<b>0</b>	<b>0-0</b>	<b>0</b>		
Playoffs										
1/15/06 vs. Car.	0	0	0	0-0	0	0	0-0	0		
<b>Totals</b>	<b>0</b>	<b>0</b>	<b>0</b>	<b>0-0</b>	<b>0</b>	<b>0</b>	<b>0-0</b>	<b>0</b>		

## 2004 Game-by-Game Stats

Dolphins										
Date/Opp.	TT	Solo	AS	Sacks	FF	FR	INTs	PD		
9/11 vs. Ten.	0	0	0	0-0	0	0	0-0	0		
9/19 @ Cin.	0	0	0	0-0	0	0	0-0	0		
9/26 vs. Pit.	0	0	0	0-0	0	0	0-0	0		
10/3 vs. NYJ	0	0	0	0-0	0	0	0-0	0		
10/10 @ NE	0	0	0	0-0	0	0	0-0	0		
10/17 @ Buf.	0	0	0	0-0	0	0	0-0	0		
10/24 vs. STL	0	0	0	0-0	0	0	0-0	0		
11/1 @ NYJ	0	0	0	0-0	0	0	0-0	0		
11/7 vs. Ari.	0	0	0	0-0	0	0	0-0	0		
11/21 at Sea.	0	0	0	0-0	0	0	0-0	0		
11/28 @ SF	0	0	0	0-0	0	0	0-0	0		
12/5 vs. Buf.	0	0	0	0-0	0	0	0-0	0		
12/12 @ Den.	0	0	0	0-0	0	0	0-0	0		
12/20 vs. NE	7	4	3	0-0	0	0	1-2	1		
12/26 vs. Cle.	6	2	4	0-0	0	0	0-0	0		
1/2/05 @ Bal.	7	3	4	0-0	0	0	0-0	0		
<b>Totals</b>	<b>20</b>	<b>9</b>	<b>11</b>	<b>0-0</b>	<b>0</b>	<b>0</b>	<b>1-2</b>	<b>1</b>		



# 96 BRENDON AYANBADEJO

# 96 BRENDON AYANBADEJO

## REGULAR SEASON

Year	Team	GP	GS	TACKLES				Yards	INTERCEPTIONS				FUMBLES				
				TT	Solo	Asst	SK		No	Yds	Lg	TDs	PD	FF	FR	Yds	
2003	Miami	16	0	0	0	0	0	0	0	0	0	0	0	0	0	0	0
2004	Miami	16	2	20	9	11	0	0	1	2	2	0	1	0	0	0	0
2005	Chicago	16	0	11	6	5	0	0	0	0	0	0	0	0	0	0	0
2006	Chicago	16	1	11	6	5	0	0	0	0	0	0	0	0	0	0	0
2007	Chicago	16	0	2	2	0	0	0	0	0	0	0	0	0	0	0	0
<b>Totals</b>		<b>80</b>	<b>3</b>	<b>43</b>	<b>21</b>	<b>22</b>	<b>0</b>	<b>0</b>	<b>1</b>	<b>2</b>	<b>2</b>	<b>0</b>	<b>1</b>	<b>0</b>	<b>0</b>	<b>0</b>	<b>0</b>

Special Teams Tackles (124): 2003 (19); 2004 (23); 2005 (28); 2006 (28); 2007 (26)

## CAREER SINGLE-GAME HIGHS (regular season)

### Total Tackles:

7 2 times (last: 1/2/05 at Bal.)

### Sacks:

None

### Forced Fumbles:

None

### Passes Defensed:

1 (12/20/04 vs. NE)

### Solo Tackles:

4 2 times (last: 9/17/06 vs. Det.)


### INTs:

1 (12/20/04 vs. NE)

### Fumble Recoveries:

None

# 96 BRENDON AYANBADEJO



# 94

## Defensive Tackle – 7 Seasons

# JUSTIN BANNAN

**HT: 6-3**

**WT: 310**

**COLLEGE: COLORADO**

**HS: BELLA VISTA (FAIR OAKS, CA)**

**BORN: 4/18/79, ORANGEVALE, CA**

**JOINED RAVENS: FREE AGENT, 2006**

**GAMES PLAYED/STARTED:** (2002, 15/0); (2003, 14/1); (2004, 10/0); (2005, 16/7); (2006, 11/1); (2007, 15/1) **TOTAL 82/10**

**TRANSACTIONS:** Justin Bannan signed with the Ravens as an unrestricted free agent on 3/14/06...Originally drafted by the Buffalo Bills in the 5th round (139th overall) of the 2002 draft.

**PRO:** Relentless competitor who played in 26 games for the Ravens over the past 2 years...A versatile and high-motor defensive tackle with good strength and quickness who has played in 82 career games, posting 137 tackles (85 solo), 4.5 sacks, 2 FFs and 2 FRs in his 6-year career...Has also seen action on the offensive line when playing with Buffalo...Set *career highs with 38 tackles* and *1.5 sacks* while *starting a career-high 7 games* in 2005 for the Bills...His 1st-career start came in 2003 vs. NYJ...Notched his 1st-career NFL sack in 2002 vs. the Texans.

**2007: (with Baltimore)** Provided solid depth on the D-line, playing in 15 games, starting 1...Recorded 37 tackles, including 19 solo, a *career-high 2 sacks* (-4 yards) and 1 FF...**2007 SEASON HIGHLIGHTS:** Posted 4 tackles and 1 sack (-4 yards) in **game 15 at Sea. (12/23)**...Netted a *career-high 6 tackles*, including 4 solo, 1 sack and 1 FF (which was recovered by the Ravens and led to a FG) in the 22-3 win in **game 6 vs. STL (10/14)**...Posted 3 tackles and 1 QB hit, and helped hold the 49ers to 49 rushing yards and 6 total 1st downs for the win in **game 5 at SF (10/7)**.

**2006: (with Baltimore)** Saw action in 11 games in his 1st year with the Ravens, posting 20 tackles and 1 FF before being placed on Injured Reserve (toe) on 12/4/06...**2006 SEASON HIGHLIGHTS:** Saw action off the bench and helped hold the Steelers to just 21 rushing yards before

# 94 JUSTIN BANNAN

leaving the game with a toe injury in the 27-0 win in **game 11 vs. Pit. (11/26)**...Had 4 tackles, getting great penetration, clearing the way for DE Trevor Pryce to block the game-winning FGA in the 27-26 victory in **game 9 at Ten. (11/12)**...Saw action from scrimmage (recording 5 tackles) and on ST in **game 5 at Den. (10/9)**...Started at DT and had 3 tackles (2 solo) and 1 FF in the 16-13 win in **game 4 vs. SD (10/1)**.

**2005: (with Buffalo)** Saw action in all 16 games, **starting a career-high 7**...Recorded a **career-high 38 tackles** (28 solo) and 1.5 sacks...**2005 SEASON HIGHLIGHTS:** Started at DT and notched a season-high 6 tackles in **game 14 vs. Den. (12/17)**...Started at DT and tallied 4 tackles in **game 10 at SD (11/20)**...Made his 1st start of the season and recorded 5 tackles, including a sack (-9 yards) in **game 9 vs. KC (11/13)**...Posted the 2nd sack of his career (shared with Chris Kelsay) in the 3rd quarter in **game 8 at NE (10/30)**.

**2004: (with Buffalo)** Played in 10 games and saw action mainly as a defensive tackle and an OG in goal-line situations...Netted 1 tackle on defense...**2004 SEASON HIGHLIGHTS:** Saw action on the DL (posted a hit on the QB) and played as an OG during goal-line situations in **game 15 at SF (12/26)**...Saw action as a DT and posted 1 solo tackle in **game 9 at NE (11/14)**...Saw action at DT, but did not record a tackle...Played guard in short-yardage situations in **game 7 vs. Ari. (10/31)**...Posted 1 hit on QB Chad Pennington that led to an INT in **game 4 at NYJ (10/10)**.

**2003: (with Buffalo)** Played in 14 games, including 1 start after being inactive for the 1st 2 games of the season...Recorded 11 tackles, including 6 solo...**2003 SEASON HIGHLIGHTS:** Saw action off the bench and tied a season high with 3 tackles in **game 10 vs. Hou. (11/16)**...Made his **1st-career start** in place of Sam Adams (ankle) in **game 6 at NYJ (10/12)**.

**2002: (with Buffalo)** Played in 15 of 16 games during his rookie season and provided quality depth along the DL...Finished season with 30 tackles (18 solo), 1 sack, 1 FR and 7 QB pressures...**2002 SEASON HIGHLIGHTS:** Was inactive for **game 11 at NYJ (11/24)**...Saw action off the bench and recorded **1st NFL sack** when he got to Texans QB David Carr in the 4th quarter of **game 6 at Hou. (10/13)**.

**COLLEGE:** A 4-year starter who played in every game in his final 3 seasons at Colorado... Was the recipient of the 2001 Regiment Award, given by coaches to the player who made the greatest contribution with the least recognition...Closed out his career with 158 tackles (103 solo), 8 sacks (-40 yards) and 26 TFL (-87 yards) in 43 games...Lined up as a TE vs. Missouri and caught a 12-yard TD...Was an All-Big 12 Conference 1st-team selection by the league's coaches as a senior and added 2nd-team honors from the AP...Majored in communications.

**PERSONAL:** Played a total of 8 different positions and earned All-America honors as a senior at Bella Vista (Fair Oaks, CA) HS...Was the Sacramento City Defensive Player of the Year as a senior...Second-team All-State pick on the DL in his junior year, earning 1st-team All-Metro and 1st-team All-League honors; honorable mention All-Metro as a TE...Was a 3-year team captain and named the team's DL of the Year as a sophomore after playing organized football for the 1st time as a freshman...Lettered twice in basketball at center and forward, being named the **team's MVP** as a junior...Served as captain his senior campaign...He joined then-teammates Adalius Thomas and Clarence Moore in distributing Thanksgiving meals to needy Baltimore families in Nov. 2006...In May 2008, Justin spoke to students at his HS alma mater...Full name: Justin L. Bannan.

## 2007 Game-by-Game Stats

Ravens										
Date/Opp.	TT	Solo	AS	Sacks	FF	FR	INTs	PD		
9/10 @ Cin.	0	0	0	0-0	0	0	0	0	0	0
9/16 vs. NYJ	2	1	1	0-0	0	0	0	0	0	0
9/23 vs. Ari.	0	0	0	0-0	0	0	0	0	0	0
9/30 @ Cle.	2	1	1	0-0	0	0	0	0	0	0
10/7 @ SF	3	1	2	0-0	0	0	0	0	0	0
10/14 vs. STL	6	4	2	1-0	1	0	0	0	0	0
10/21 @ Buf.	4	2	2	0-0	0	0	0	0	0	0
11/5 @ Pit.	3	2	1	0-0	0	0	0	0	0	0
11/11 vs. Cin.	5	2	3	0-0	0	0	0	0	0	0
11/18 vs. Cle.	4	2	2	0-0	0	0	0	0	0	0
11/25 @ SD	1	0	1	0-0	0	0	0	0	0	0
12/3 vs. NE	0	0	0	0-0	0	0	0	0	0	0
12/9 vs. Ind.	INACTIVE - KNEE									
12/16 @ Mia.	0	0	0	0-0	0	0	0	0	0	0
12/23 @ Sea.	4	2	2	1-4	0	0	0	0	0	0
12/30 vs. Pit.	3	2	1	0-0	0	0	0	0	0	0
<b>Totals</b>	<b>37</b>	<b>19</b>	<b>18</b>	<b>2-4</b>	<b>1</b>	<b>0</b>	<b>0-0</b>	<b>0</b>		

## 2006 Game-by-Game Stats

Ravens										
Date/Opp.	TT	Solo	AS	Sacks	FF	FR	INTs	PD		
9/10 @ TB	0	0	0	0-0	0	0	0	0	0	0
9/17 vs. Oak.	1	1	0	0-0	0	0	0	0	0	0
9/24 @ Cle.	3	2	1	0-0	0	0	0	0	0	0
10/1 vs. SD	3	2	1	0-0	1	0	0	0	0	0
10/9 @ Den.	5	4	1	0-0	0	0	0	0	0	0
10/15 vs. Car.	2	1	1	0-0	0	0	0	0	0	0
10/29 @ NO	0	0	0	0-0	0	0	0	0	0	0
11/5 vs. Cin.	0	0	0	0-0	0	0	0	0	0	0
11/12 @ Ten.	4	1	3	0-0	0	0	0	0	0	0
11/19 vs. Atl.	2	2	0	0-0	0	0	0	0	0	0
11/26 vs. Pit.	0	0	0	0-0	0	0	0	0	0	0
11/30 @ Cin.	INACTIVE - TOE									
12/10 @ KC	INJURED RESERVE -TOE									
12/17 vs. Cle.	INJURED RESERVE -TOE									
12/24 @ Pit.	INJURED RESERVE -TOE									
12/31 vs. Buf.	INJURED RESERVE -TOE									
<b>Totals</b>	<b>20</b>	<b>13</b>	<b>7</b>	<b>0-0</b>	<b>1</b>	<b>0</b>	<b>0-0</b>	<b>0</b>		
Playoffs										
1/13/07 vs. Ind.	INJURED RESERVE -TOE									
<b>Totals</b>	<b>0</b>	<b>0</b>	<b>0</b>	<b>0-0</b>	<b>0</b>	<b>0</b>	<b>0-0</b>	<b>0</b>		



# 94 JUSTIN BANNAN

2005

**Game-by-Game Stats**

**Bills**

Date/Opp.	TT	Solo	AS	Sacks	FF	FR	INTs	PD
9/11 vs. Hou.	0	0	0	0-0	0	0	0-0	0
9/18 @ TB	2	0	0	0-0	0	0	0-0	0
9/25 vs. Atl.	0	0	0	0-0	0	0	0-0	0
10/2 @ NO	2	2	0	0-0	0	0	0-0	0
10/9 vs. Mia.	2	1	1	0-0	0	0	0-0	0
10/16 vs. NYJ	1	1	0	0-0	0	0	0-0	0
10/23 @ Oak.	0	1	0	0-0	0	0	0-0	0
10/30 @ NE	1	0	0	-3-3.5	0	0	0-0	0
11/13 vs. KC	5	4	1	1-8	0	0	0-0	0
11/20 @ SD	4	3	1	0-0	0	0	0-0	0
11/27 vs. Car.	4	2	2	0-0	0	0	0-0	0
12/4 @ Mia.	4	1	3	0-0	0	0	0-0	0
12/11 vs. NE	2	2	0	0-0	0	0	0-0	0
12/17 vs. Den.	6	5	1	0-0	0	0	0-0	0
12/24 @ Cin.	3	3	0	0-0	0	0	0-0	0
1/1/06 @ NYJ	2	1	1	0-0	0	0	0-0	0
<b>Totals</b>	<b>38</b>	<b>28</b>	<b>10</b>	<b>1.5-11.5</b>	<b>0</b>	<b>0</b>	<b>0-0</b>	<b>0</b>

2003

**Game-by-Game Stats**

**Bills**

Date/Opp.	TT	Solo	AS	Sacks	FF	FR	INTs	PD
9/7 vs. NE				INACTIVE				
9/14 @ Jax.				INACTIVE				
9/21 @ Mia.	3	0	3	0-0	0	0	0-0	0
9/28 vs. Phi.	1	0	1	0-0	0	0	0-0	0
10/5 vs. Cin.	0	0	0	0-0	0	0	0-0	0
10/12 @ NYJ	2	2	0	0-0	0	0	0-0	0
10/19 vs. Was.	0	0	0	0-0	0	0	0-0	0
10/26 @ KC	0	0	0	0-0	0	0	0-0	0
11/9 @ Dal.	0	0	0	0-0	0	0	0-0	0
11/16 vs. Hou.	3	3	0	0-0	0	0	0-0	0
11/23 vs. Ind.	0	0	0	0-0	0	0	0-0	0
11/30 @ NYG	0	0	0	0-0	0	0	0-0	0
12/7 vs. NYJ	0	0	0	0-0	0	0	0-0	0
12/14 @ Ten.	0	0	0	0-0	0	0	0-0	0
12/21 vs. Mia.	0	0	0	0-0	0	0	0-0	0
12/27 @ NE	2	1	1	0-0	0	0	0-0	0
<b>Totals</b>	<b>11</b>	<b>6</b>	<b>5</b>	<b>0-0</b>	<b>0</b>	<b>0</b>	<b>0-0</b>	<b>0</b>

2004

**Game-by-Game Stats**

**Bills**

Date/Opp.	TT	Solo	AS	Sacks	FF	FR	INTs	PD
9/12 vs. Jax.	0	0	0	0-0	0	0	0-0	0
9/19 @ Oak.				INACTIVE				
10/3 vs. NE				INACTIVE				
10/10 @ NYJ				INACTIVE				
10/17 vs. Mia.	0	0	0	0-0	0	0	0-0	0
10/24 @ Bal.	0	0	0	0-0	0	0	0-0	0
10/31 @ Ari.	0	0	0	0-0	0	0	0-0	0
11/7 vs. NYJ	0	0	0	0-0	0	0	0-0	0
11/14 @ NE	1	1	0	0-0	0	0	0-0	0
11/21 vs. STL	0	0	0	0-0	0	0	0-0	0
11/28 @ Sea.	0	0	0	0-0	0	0	0-0	0
12/5 @ Mia.				INACTIVE				
12/12 vs. Cle.	0	0	0	0-0	0	0	0-0	0
12/19 @ Cin.				INACTIVE				
12/26 @ SF	0	0	0	0-0	0	0	0-0	0
1/2/05 vs. Pit.				INACTIVE				
<b>Totals</b>	<b>1</b>	<b>1</b>	<b>0</b>	<b>0-0</b>	<b>0</b>	<b>0</b>	<b>0-0</b>	<b>0</b>

2002

**Game-by-Game Stats**

**Bills**

Date/Opp.	TT	Solo	AS	Sacks	FF	FR	INTs	PD
9/8 vs. NYJ	1	1	0	0-0	0	0	0-0	0
9/15 @ Min.	5	4	1	0-0	0	1	0-0	0
9/22 @ Den.	0	0	0	0-0	0	0	0-0	0
9/29 vs. Chi.	1	0	1	0-0	0	0	0-0	0
10/6 vs. Oak.	0	0	0	0-0	0	0	0-0	0
10/13 @ Hou.	3	2	1	1-7	0	0	0-0	0
10/20 @ Mia.	2	1	1	0-0	0	0	0-0	0
10/27 vs. Det.	2	1	1	0-0	0	0	0-0	0
11/3 vs. NE	3	2	1	0-0	0	0	0-0	0
11/17 @ KC	2	0	2	0-0	0	0	0-0	0
11/24 @ NYJ				INACTIVE				
12/1 vs. Mia.	3	2	1	0-0	0	0	0-0	0
12/8 @ NE	2	1	1	0-0	0	0	0-0	0
12/15 vs. SD	2	1	1	0-0	0	0	0-0	0
12/22 @ GB	2	2	0	0-0	0	0	0-0	0
12/29 vs. Cin.	2	1	1	0-0	0	0	0-0	0
<b>Totals</b>	<b>30</b>	<b>18</b>	<b>12</b>	<b>1-7</b>	<b>0</b>	<b>1</b>	<b>0-0</b>	<b>0</b>

# 94 JUSTIN BANNAN

## REGULAR SEASON

Year	Team	GP	GS	TACKLES				INTERCEPTIONS				FUMBLES				
				TT	Solo	Asst	SK	Yards	No	Yds	Lg	TDs	PD	FF	FR	Yds
2002	Buffalo	15	0	30	18	12	1	7	0	0	0	0	0	0	1	0
2003	Buffalo	14	1	11	6	5	0	0	0	0	0	0	0	0	0	0
2004	Buffalo	10	0	1	1	0	0	0	0	0	0	0	0	0	0	0
2005	Buffalo	16	7	38	28	10	1.5	11.5	0	0	0	0	0	0	0	0
2006	Baltimore	11	1	20	13	7	0	0	0	0	0	0	0	1	0	0
2007	Baltimore	15	1	37	19	18	2	4	0	0	0	0	0	1	0	0
<b>Totals</b>		<b>81</b>	<b>10</b>	<b>137</b>	<b>85</b>	<b>52</b>	<b>4.5</b>	<b>22.5</b>	<b>0</b>	<b>0</b>	<b>0</b>	<b>0</b>	<b>0</b>	<b>2</b>	<b>1</b>	<b>0</b>

## CAREER SINGLE-GAME HIGHS (regular season)

**Total Tackles:**

6 (10/14/07 vs. STL)

**Sacks:**

1 4 times (last: 12/23/07 at Sea.)

**Forced Fumbles:**

1 2 times (last: 10/14/07 vs. STL)

**Passes Defended:**

None

**Solo Tackles:**

5 (12/17/05 vs. Den.)

**INTs:**

None


**Fumble Recoveries:**

1 (9/15/02 at Min.)

# 94 JUSTIN BANNAN

# 50

## ANTWAN BARNES



**HT:** 6-1  
**WT:** 245  
**COLLEGE:** FLORIDA INTERNATIONAL  
**HS:** NORLAND (MIAMI, FL)  
**BORN:** 10/19/84, MIAMI, FL  
**JOINED RAVENS:** DRAFT 4A (134TH), 2007

**GAMES PLAYED/STARTED:** (2007, 14/0)  
**Total 14/0**

**TRANSACTIONS:** Antwan Barnes was picked with the 134th-overall selection in the 4th round of the 2007 NFL Draft.

**PRO:** Explosive and powerful player who plays with tremendous leverage and a non-stop motor...Earned extensive playing time as a rookie...Played in 14 games, recording 8 tackles from scrimmage, including 2 sacks...Recorded his *1st-career sack* vs. NE (12/3/07)...One of 15 different players to record at least 1 sack for Baltimore in 2007, tying Jax. for the most in the NFL.


**2007:** Saw action in 14 games, recording 8 tackles from scrimmage, including 2 sacks (-20 yards), and 8 special teams tackles as a rookie...**2007 SEASON HIGHLIGHTS:** Subbed and netted 2 tackles and 1 sack (-11 yards) in **game 14 at Mia. (12/16)**...Posted 1 tackle from scrimmage in **game 13 vs. Ind. (12/9)**...Subbed and recorded his *1st-career sack* (-9 yards, NE's Tom Brady) and had 1 special teams tackle in **game 12 vs. NE (12/3)**...Played from scrimmage (1 TFL and 1 QB hit) and had 2 special teams stops in **game 10 vs. Cle. (11/18)**...Subbed and had 1 tackle, helping hold the 49ers to 49 rushing yards and 6 total 1st downs in the win in

**game 5 at SF (10/7)**...Subbed and posted his *1st-career tackle* and had 3 QB hits in the 26-23 win in **game 3 vs. Ari. (9/23)**.

**COLLEGE:** Florida International's *career-record holder with 23 sacks*...Finished his career as only the 6th player in Golden Panthers history to amass more than 200 tackles (224)...In 45 games at FIU, Barnes started 38 times (21 at DE, 17 at LB)...Earned *1st-team Sun Belt Conference* honors as a junior and as a senior...Barnes' 11 sacks in 2005 broke the season record of 6, 1st set in 2002, and matched in 2004...Returned his 1st career INT for a 51-yard TD in 2004...Deflected 5 passes and intercepted 2 others, returning both for TDs, while gaining a total of 74 yards...Also blocked 3 kicks...*All-Sun Belt Conference 1st-team* selection as a senior...Started every game at strong-side DE, helping the team rank 28th nationally in total defense (300.9), 4th in pass defense (147.7 ypg) and led the Division 1-A ranks with an average of 8.2 TFL per game...Recorded a career-high 69 tackles (42 solo)...Had 6 sacks (-51 yards) and 2 QB pressures...Ranked 3rd in the nation with an average of 1.9 stops behind the line of scrimmage...*All-Sun Belt Conference 1st-team* choice as a junior...Ranked 6th in the nation with an average of 1 sack per game and ranked 2nd in the conference with an average of 1.4 TFL per

**2007**  
**Game-by-Game Stats**

Ravens										
Date/Opp.	TT	Solo	AS	Sacks	FF	FR	INTs	PD		
9/10 @ Cin.				INACTIVE						
9/16 vs. NYJ	0	0	0	0-0	0	0	0-0	0		
9/23 vs. Ari.	1	0	1	0-0	0	0	0-0	0		
9/30 @ Cle.	0	0	0	0-0	0	0	0-0	0		
10/7 @ SF	1	0	1	0-0	0	0	0-0	0		
10/14 vs. STL	0	0	0	0-0	0	0	0-0	0		
10/21 @ Buf.	0	0	0	0-0	0	0	0-0	0		
11/5 @ Pit.				INACTIVE						
11/11 vs. Cin.	0	0	0	0-0	0	0	0-0	0		
11/18 vs. Cle.	1	1	0	0-0	0	0	0-0	0		
11/25 @ SD	0	0	0	0-0	0	0	0-0	0		
12/3 vs. NE	1	1	0	1-9	0	0	0-0	0		
12/9 vs. Ind.	1	0	1	0-0	0	0	0-0	0		
12/16 @ Mia.	2	1	1	1-11	0	0	0-0	0		
12/23 @ Sea.	1	1	0	0-0	0	0	0-0	0		
12/30 vs. Pit.	0	0	0	0-0	0	0	0-0	0		
<b>Totals</b>	<b>8</b>	<b>4</b>	<b>4</b>	<b>2-20</b>	<b>0</b>	<b>0</b>	<b>0-0</b>	<b>0</b>		



**50 ANTWAN BARNES**

## 50 ANTWAN BARNES

game...Took over OLB duties as a true freshman in 2003...Antwan went back to school during the '08 offseason and is scheduled to earn his degree in elementary education in the summer of '09.

**PERSONAL:** Played football at Norland (Miami, FL) HS...Was an All-State 1st-team LB who was touted by several recruiting services as FIU's best-ever football recruit...He was listed on the *Miami Herald's* Top-20 in the Miami-Dade County area and helped lead Norland to the Class 6A State Championship as a senior...During the regular season, he recorded 65 tackles, 30 TFL and 13 sacks...In 5 playoff

games, he racked up another 51 tackles, 20 TFL, and 14 sacks, including posting 2 sacks and recovering 1 fumble in the State Championship game...Earned 2nd-team All-County honors...As a Vikings' wrestler, Barnes was a 2-time district champion, a regional runner-up and a state qualifier...Antwan worked with Sandtown Habitat for Humanity in Oct. 2007 to help refurbish homes for Baltimore families by framing walls and ceilings...In Nov. 2007, Antwan participated in Autumn Harvest at M&T Bank Stadium, teaming with 200 volunteers to distribute food and household supplies to Baltimore families in need...Full name: Antwan Stan Barnes.

### REGULAR SEASON

Year	Team	GP	GS	TACKLES					INTERCEPTIONS					FUMBLES			
				TT	Solo	Asst	SK	Yards	No	Yds	Lg	TDs	PD	FF	FR	Yds	
2007	Baltimore	14	0	8	4	4	2	20	0	0	0	0	0	0	0	0	0
<b>Totals</b>		<b>14</b>	<b>0</b>	<b>8</b>	<b>4</b>	<b>4</b>	<b>2</b>	<b>20</b>	<b>0</b>	<b>0</b>	<b>0</b>	<b>0</b>	<b>0</b>	<b>0</b>	<b>0</b>	<b>0</b>	

**Special Teams Tackles (8):** 2007 (8)

### CAREER SINGLE-GAME HIGHS (regular season)

**Total Tackles:**

2 (12/16/07 at Mia.)

**Sacks:**

1 2 times (last: 12/16/07 at Mia.)

**Forced Fumbles:**

None

**Passes Defended:**

None

**Solo Tackles:**

1 4 times (last: 12/23/07 at Sea.)

**INTs:**

None


**Fumble Recoveries:**

None

## 50 ANTWAN BARNES

### RAVENS FRANCHISE FIRSTS

EVENT	OPPONENT	DATE	LOCATION
First Win	Oakland Raiders	9/1/96	Memorial Stadium
First Loss	Pittsburgh Steelers	9/8/96	Three Rivers Stadium
First Reception (Vinny Testaverde to TE Brian Kinchen 27 Yards - 1st quarter)	Oakland Raiders	9/1/96	Memorial Stadium
First Touchdown (Vinny Testaverde 9 Yard Run - 1st quarter)	Oakland Raiders	9/1/96	Memorial Stadium
First Interception (Ray Lewis - 2nd quarter)	Oakland Raiders	9/1/96	Memorial Stadium
First Field Goal (Matt Stover, 25 yards - 2nd quarter)	Oakland Raiders	9/1/96	Memorial Stadium



7

# KYLE BOLLER

HT: 6-3

WT: 220

COLLEGE: CALIFORNIA

HS: HART (NEWHALL, CA)

BORN: 6/17/81, BURBANK, CA

JOINED RAVENS: DRAFT 1B (19TH), 2003

**GAMES PLAYED/STARTED:** (2003, 11/9); (2004, 16/16); (2005, 9/9); (2006, 5/0); (2007, 12/8) **Total 53/42**

**TRANSACTIONS:** Kyle Boller signed a 1-year contract extension on 9/6/07...Was selected by the Ravens in the 1st round (19th overall) of the 2003 NFL draft...The pick was obtained from the New England Patriots in a 2003 draft-day trade for the Ravens' 2003 2nd-round choice (41st overall) and the Ravens' 2004 1st-round choice...He was the 1st QB selected in the 1st round in Ravens history...Boller was the 3rd QB taken in the 1st round of the 2003 draft (behind Carson Palmer - 1st overall to Cincinnati and Byron Leftwich - 7th overall to Jacksonville).

**PRO:** Strong-armed veteran QB who has improved each year in the league...**Enters 2008 as the all-time franchise leader with 746 completions, 1,311 attempts** (56.9%) **and 7,846 passing yards**...He also has 45 TDs...Boller owns a 15-7 record as a starter at M&T Bank Stadium...Finished the 2007 season completing a **career-high 61.1%** of his passes (168 of 275) for 1,743 yards, 9 TDs and 10 INTs...In 5 games in **2006**, Boller completed 60% of his passes (33 of 55) for 485 yards and 5 TDs for a **career-high 104.0 QB rating**...Started all 16 games in **2004**, marking the 1st time since 1996 (Vinny Testaverde) that a Ravens' QB started every game...In **2003**, Boller became the **1st rookie QB to start in Ravens franchise history** when he started in the opener at Pittsburgh (9/7/03).

**2007:** Saw action in 12 games, starting 8, in relief of injured starter Steve McNair (groin/back)...Finished the season completing a **career-high 61.1%** of his passes (168 of 275) for 1,743 yards, 9 TDs and 10 INTs...Also rushed 19 times for 89 yards, including 9 for 1st downs...**2007 SEASON HIGHLIGHTS:** Was a game-day inactive (concussion) in the **season finale vs. Pit. (12/30)** and **game 15 at Sea. (12/23)**...Started and posted a 105.3 QB rating, completing 15 of 23 for 210 yards, 2 TDs and 1 INT in **game 12 vs. NE (12/3)**...Started and completed 22 of 41 passes for 279 yards, 1 TD and 2 INTs in **game 10 vs. Cle. (11/18)**...Also rushed 2 times for 19 yards...In the win, he start

ed (McNair, groin/back) and tossed 18-of-30 passes for 184 yards, leading the Ravens on 6 scoring drives in **game 6 vs. STL (10/14)**... Listed as 2nd QB, but did not play in **game 5 at SF (10/7)**...Started for an injured McNair (groin) and led the Ravens to a 20-13 win, going 23-of-35 (65.7%) for 185 yards, 2 TDs and 0 INTs for a 97.9 QB rating in **game 2 vs. NYJ (9/16)**.

**2006:** Saw action in 5 games, finishing his season completing 60% of his passes (33 of 55) for 485 yards and 5 TDs for a **career-high 104.0 QB rating**...**2006 SEASON HIGHLIGHTS:** Saw action, but did not throw a pass in **game 15 at Pit. (12/24)**...Stepped in for an injured McNair (hand) following the Ravens' 2nd possession and posted a 112.8 QB rating, going 13-of-21 (61.9%) for 238 yards, 2 TDs and 1 INT in the 27-17 win in **game 14 vs. Cle. (12/17)**...Included in Boller's totals was a **career-long 77-yard TD strike** to rookie WR Demetrius Williams and a 42-yard toss to WR Mark Clayton, which set up a Ravens' FG...Saw action in the 4th quarter and went 3-of-3 for 21 yards in the 27-0 win in **game 11 vs. Pit. (11/26)**...Was active (2nd QB), but did not play in **games 7-10**...Entered the game in the 1st quarter after McNair left the game with a concussion and posted a 97.0 QB rating, going 17-of-31 for 226 yards, 3 TDs (2nd most of his career) in **game 6 vs. Car. (10/15)**...Boller threw for 10 1st downs and ran for 2 others, rushing 6 times for 27 yards...Boller's 62-yard TD hook-up with WR Mark Clayton against Carolina marked the 3rd-longest of his career...Was active (2nd QB), but did not play in **games 2-5**...Saw action from scrimmage, but did not throw a pass in the 27-0 victory in the **season opener at TB (9/10)**.

**2005:** Started 9 games, missing 7 due to a toe injury suffered in the 1st game of the season...Finished 2005 completing a 58.4% of his passes (171 of 293) for 1,799 yards with 11 TDs and 12 INTs despite missing almost 8 games (the final quarter of game 1 and all of games 2-8) with that toe injury...Was **named FedEx Air Player of the Week** for his performance vs. Min. (12/25)...Boller also rushed 23 times for 66 yards and 1 TD in 2005...**2005 SEASON HIGHLIGHTS:** **Named FedEx Air Player of**



*the Week* after he produced the best back-to-back games of his career (including his showing vs. GB on 12/19) with a **career-high 70.6 completion percentage** (24 of 34) for 289 yards, 3 TDs and 1 INT for a 113.5 QB rating in **game 15 vs. Min. (12/25)**...Became the 1st QB in franchise history to post 110+ QB rating in consecutive games (GB and Min.)...Boller led the Ravens on TD drives of 73, 79 and 75 yards against the Vikings, while picking up 23 1st downs, including 17 through the air...Threw TD passes of 6 yards (to Todd Heap), 39 (to Derrick Mason) and a season-long 47-yarder (to Mark Clayton) against Minnesota...Completed 19 of 27 passes (70.4%) for 253 yards, 3 TDs and no INTs for a **career-high 136.8 QB rating** in the 48-3 victory in **game 14 vs. GB (12/19)**... Completed 17 of his 33 attempts for 198 yards in the 16-15 victory in **game 12 vs. Hou. (12/4)**...Boller also rushed 3 times for 11 yards and a TD against the Texans...He led the Ravens on an 8-play, 67-yard drive, leading to a 38-yard game-winning FG with 6 seconds remaining against the Texans...Was 18-of-32 for 211 yards, 3 TDs and 2 INTs and ran 4 times for 10 yards (2 good for 1st downs) in **game 11 at Cin. (11/27)**...After posting an 8.0 QB rating (4 of 12 [33%] for 37 yards and 1 INT) in the 1st half, Boller exploded in the 2nd half, going 14-of-20 [70%] for 174 yards, 3 TDs and 1 INT for a 115.4 QB rating in the final 2 quarters against the Bengals...Started and completed 21-of-36 passes for 163 yards, 1 TD and 1 INT, leading the Ravens on 4 scoring drives in a 16-13 OT win in **game 10 vs. Pit. (11/20)**...Also rushed 6 times for 17 yards (1 good for a 1st down) against the Steelers...Listed as the 3rd QB in **game 8 vs. Cin. (11/6)**...Was inactive (toe) in **games 2-8**...Became the 1st QB in franchise history to begin the season as the starter at QB for 3 consecutive seasons in **game 1 vs. Ind. (9/11)**...Was 15-of-23 (65.2%) for 141 yards and 1 INT and rushed once for 2 yards before leaving the game late in the 3rd quarter with a toe injury against the Colts.

**2004:** Started all 16 games in 2004, marking the 1st time since 1996 (Vinny Testaverde) that a Ravens' QB started every game...Boller set career highs, completing 258-of-464 (55.6%) for 2,559 yards with 13 TDs and 11 INTs...He also rushed 53 times for 189 yards and his 1st-career rushing TD...Boller set a new franchise record with a 2.4 INT percentage in 2004...Had 4 games with QB ratings over 100, including going 18-of-34 for 219 yards, a **career-high 4 TDs** and 0 INTs against the Giants (12/12)...Completed passes to 10 different receivers against the Colts (12/19)...**2004 SEASON HIGHLIGHTS:** Went 18-of-34 for 219 yards, a **career-high 4 TDs** and no INTs in **game 13 vs. NYG (12/12)**...Completed 67.7% of his passes (23 of 34) for 232 yards, 2 TDs and

0 INTs en route to a 30-10 victory in **game 10 vs. Dal. (11/21)**...It was the 2nd-consecutive game that Boller threw for 2 TDs and 0 INTs...Completed 19-of-33 (57.5%) passes for 213 yards, 2 TDs and 0 INTs in the 20-17 OT victory in **game 9 at NYJ (11/14)**...Completed passes to 8 different receivers, including 6 1st down conversions on 3rd down and 1 on 4th down...Also rushed twice for 5 yards while posting a 97.2 QB rating against the Jets...Had a 108.5 QB rating in **game 4 vs. KC (10/4)**, when he was 10-of-17 for 154 yards, 1 TD and 0 INTs...Was 11-of-18 (61.1%) for 126 yards, 1 TD and no INTs in **game 3 victory at Cin. (9/26)**...Also ran for his **1st-career rushing TD** in the 1st quarter against the Bengals.

**2003:** Saw action in 11 games, starting the 1st 9 games of the season, earning a 5-3 record before being sidelined with an injury (thigh) in the 1st half of game 9 at STL...Also rushed 30 times for 62 yards...Completed 116 of 224 passes for 1,260 yards, 7 TDs and 9 INTs, with a long of 73...Was inactive in **games 10-13** due to surgery (11/11) to repair a muscle in his quadriceps...**2003 SEASON HIGHLIGHTS:** Had a breakout game in **game 6 at Cin. (10/19)** when he completed 15 of 27 passes for a **career-high 302 yards** and 2 TDs (104.2 QB rating), including a **career-long 73-yard TD strike to WR Travis Taylor** in the 4th quarter...That game marked Boller's **1st-career 300-yard passing game, becoming only the 4th QB in Ravens history to throw for 300 yards in a game** (Vinny Testaverde - 8, Eric Zeier - 2 and Jeff Blake - 2)...Boller's 2 TDs against the Bengals also marked the 1st multi-TD game of his career...Earned his **1st-career victory** in the 33-13 win in **game 2 vs. Cle. (9/14)**...Went 7-of-17 for 78 yards before leaving the game in the 3rd quarter with a leg injury, as Jamal Lewis set a new NFL single-game rushing record with 295 yards rushing and 2 TDs against the Browns...**Made his NFL debut** and his **1st-career start in game 1 at Pit. (9/7)**...Completed 22 of 43 passes for 152 yards, 1 TD and 1 INT...Also rushed 5 times for 14 yards against the Steelers...His **1st-career TD pass** was a 5-yard strike to WR Travis Taylor.

**COLLEGE:** Experienced a breakout senior campaign in 2002 at California, completing 225 of 421 passes for 2,815 yards, 28 TDs and only 10 INTs for a 126.8 QB rating...In 42 games, he completed 622 of 1,301 passes (47.8%) for 7,980 yards, 64 TDs and 48 INTs...Only Troy Taylor (8,126 yards, 1986-89) threw for more yards in California history...Boller's 64 TDs topped the previous school career-record of 54 by Pat Barnes (1993-96)...Gained 7,811 yards in total offense, the 2nd-best total in school annals behind Taylor's 8,236...All-Pac 10 2nd-team

selection as a senior...Named California's Offensive MVP...Started every game, completing 225 of 421 passes (53.4%) for 2,815 yards, 28 TDs (10 INTs)...Only Pat Barnes (3,499 in 1996) threw for more yards in a season...Only Barnes had more TD passes (31 in 1996) in a season for the Bears...Gained 2,732 yards in total offense, 4th-best season total in school history...Had best game against Washington (5 TDs), going 13-of-24 for 266 yards...The 5 TD passes ranked 3rd on the school's game-record list...Also tossed 5 TDs vs. Arizona State... Academic All-Pac 10 honorable mention as a junior...Recipient of the team's Ken Cotton Award (most courageous) and the Frank Schlessinger Coaches Award (athletic, academic excellence and community service)...Finished season in 7th place on the Bears' career-passing list with 5,147 yards...Also carried the ball 77 times for 191 yards (2.48 avg.) and a score...Kyle was an American studies major with an emphasis in education.

**PERSONAL:** Earned *California State Player of the Year* honors after an incredible 1998 season at Hart (Newhall, CA) HS...Led Hart to the Southern Section Division IV title with a 13-1 record...Passed for a single-season state record of 4,838 yards, including 59 TDs (2nd-most in California history) and just 3 INTs his senior season, en route to earning California State Player of the Year award...Ended the season completing 290 of 454 passes (63.9%)... Considered the best prospect to emerge from the San Fernando Valley since John Elway came out of Granada Hills HS in the late '70s...Rated the No. 1 QB prospect in the nation by *PrepStar* and was that publication's national Offensive Co-Player of the Year...*SuperPrep Far West Offensive Player of the Year*, ranking as the region's No. 1 overall prospect in the West...Earned *Parade* All-American honors...Member of the *Long Beach Press-Telegram* Best in the West team with 8 votes...Started at

safety as a junior...Played defense the last few games of the '98 season, registering a crucial INT in the final minute of the section championship game...Bob (father) is a former nationally-ranked high jumper who cleared the 7-foot barrier...Comes from a family of firefighters – great-grandfather, grandfather, father and 3 uncles are all firemen...Boller joined with the Baltimore City Fire Department to promote fire safety...Earned Ravens Roost No. 7's "Extra Effort" Award in 2004...In 2005, he filmed a PSA with area youth to encourage every Baltimore family to have a working smoke detector...He also spent a day (5/25/05) with the Baltimore City Fire Department, joining firefighters answering fire alarms...Posed with his dog, Max, for the Friends of the Baltimore Animal Shelter 2005 and 2006 calendars... Proceeds benefited animal shelters in the Baltimore area...In June 2005, Boller hosted a football camp at his hometown (Newhall) HS ...Was the Ravens representative for the NFL "Take a Player to School" Program at St. John School...Kyle participated in the holiday party with Castle Toyota, hosted by former teammate, Steve McNair; they distributed presents to underprivileged children in Baltimore in Dec. of 2006...Participated in the Ravens' annual All Community Team Auction Party for players with charitable foundations in Dec. 2006... Along with Todd Heap and Mark Clayton, Kyle co-hosts the Goodwill Industries of the Chesapeake Gridiron Halloween Party each Oct. (2005-07); the event has raised over \$100,000 each year to help those in the area in severe need...Helped distribute baskets to Baltimore families in need at Paul's Place Outreach Center as part of the Thanksgiving Meal Distribution in Nov. 2007...Joined teammates Derrick Mason and Samari Rolle in donating \$150 gift certificates to 100 youth for the annual Holiday Helpers Shopping Event in Dec. of 2006 and 2007... During the giveaway, he served as a personal shopper, helping youth choose gifts for the holiday season...Full name: Kyle Bryan Boller.

**DID YOU KNOW?**

During his 5-year career, Boller has performed well at M&T Bank Stadium, compiling a 15-7 record as a starter. Boller has won 8 of his last 12 home games in which he's started, including 2 in 2007. Here are Boller's career numbers at M&T Bank Stadium as a starter:

**BOLLER'S STATS  
(at M&T Bank Stadium)**

RECORD	COMP-ATT	PCT.	YARDS	TDs	INTs	RATING
15-7	361-612	59.0	3,790	23	16	78.7

## 2007

### Game-by-Game

#### Ravens

#### PASSING

Date/Opp.	Att.	Comp.	Yards	Pct.	Att.	TD	Int.	LG	Sack/ Yards	Rating	RUSHING				
											Att.	Yards	Avg.	LG	TD
9/10 @ Cin.	6	2	19	33.3	3.17	0	1	14	0/0	3.5	0	0	0.0	0	0
9/16 vs. NYJ	35	23	185	65.7	5.29	2	0	37	0/0	97.9	3	7	2.3	12	0
9/23 vs. Ari.	10	8	83	80.0	8.30	0	0	24	2/7	101.2	1	2	2.0	2	0
9/30 @ Cle.	ACTIVE, DID NOT PLAY														
10/7 @ SF	ACTIVE, DID NOT PLAY														
10/14 vs. STL	30	18	184	60.0	6.13	0	1	34	2/13	63.7	2	6	3.0	4	0
10/21 @ Buf.	36	21	191	58.3	5.31	1	0	27	1/10	82.1	1	7	7.0	7	0
11/5 @ Pit.	9	3	21	33.3	2.33	0	0	9	1/7	42.4	0	0	0.0	0	0
11/11 vs. Cin.	8	6	89	75.0	11.13	0	1	47	0/0	71.4	0	0	0.0	0	0
11/18 vs. Cle.	41	22	279	53.7	6.80	1	2	42	6/39	63.0	2	19	9.5	15	0
11/25 @ SD	33	21	191	63.6	5.79	1	0	23	4/37	89.3	0	0	0.0	0	0
12/3 vs. NE	23	15	210	65.2	9.13	2	1	53	0/0	105.3	1	4	4.0	4	0
12/9 vs. Ind.	25	19	132	76.0	5.28	1	3	29	4/20	61.2	8	33	4.1	8	0
12/16 @ Mia.	19	10	159	52.6	8.37	1	1	36	4/26	76.4	1	11	11.0	11	0
12/23 @ Sea.	INACTIVE - CONCUSSION														
12/30 vs. Pit.	INACTIVE - CONCUSSION														
<b>Totals</b>	<b>275</b>	<b>168</b>	<b>1,743</b>	<b>61.1</b>	<b>6.34</b>	<b>9</b>	<b>10</b>	<b>53</b>	<b>24/159</b>	<b>75.2</b>	<b>19</b>	<b>89</b>	<b>4.7</b>	<b>15</b>	<b>0</b>

## 2006

### Game-by-Game

#### Ravens

#### PASSING

Date/Opp.	Att.	Comp.	Yards	Pct.	Att.	TD	Int.	LG	Sack/ Yards	Rating	RUSHING				
											Att.	Yards	Avg.	LG	TD
9/10 @ TB	0	0	0	0	0	0	0	--	0	0	4	-2	-0.5	1	0
9/17 vs. Oak.	ACTIVE, DID NOT PLAY														
9/24 @ Cle.	ACTIVE, DID NOT PLAY														
10/1 vs. SD	ACTIVE, DID NOT PLAY														
10/9 @ Den.	ACTIVE, DID NOT PLAY														
10/15 vs. Car.	31	17	226	54.8	7.29	3	1	62t	2/9	97.0	6	27	4.5	10	0
10/29 @ NO	ACTIVE, DID NOT PLAY														
11/5 vs. Cin.	ACTIVE, DID NOT PLAY														
11/12 @ Ten.	ACTIVE, DID NOT PLAY														
11/19 vs. Atl.	ACTIVE, DID NOT PLAY														
11/26 vs. Pit.	3	3	211	100.0	7.00	0	0	11	0/0	95.8	3	-3	-1.0	-1	0
11/30 @ Cin.	ACTIVE, DID NOT PLAY														
12/10 @ KC	ACTIVE, DID NOT PLAY														
12/17 vs. Cle.	21	13	238	61.9	11.33	2	1	77t	1/7	112.8	9	12	1.3	10	0
12/24 @ Pit.	0	0	0	0	0	0	0	--	0	0	0	0	0.0	0	0
12/31 vs. Buf.	ACTIVE, DID NOT PLAY														
<b>Totals</b>	<b>55</b>	<b>33</b>	<b>485</b>	<b>60.0</b>	<b>8.82</b>	<b>5</b>	<b>2</b>	<b>77t</b>	<b>3/16</b>	<b>104.0</b>	<b>22</b>	<b>34</b>	<b>1.5</b>	<b>10</b>	<b>0</b>
Playoffs															
1/13/07 vs. Ind.	ACTIVE, DID NOT PLAY														
<b>Totals</b>	<b>0</b>	<b>0</b>	<b>0</b>	<b>0.0</b>	<b>0.0</b>	<b>0</b>	<b>0</b>	<b>0</b>	<b>0/0</b>	<b>0</b>	<b>0</b>	<b>0</b>	<b>0.0</b>	<b>0</b>	<b>0</b>

## 2005

### Game-by-Game

#### Ravens

#### PASSING

Date/Opp.	Att.	Comp.	Yards	Pct.	Att.	TD	Int.	LG	Sack/ Yards	Rating	RUSHING				
											Att.	Yards	Avg.	LG	TD
9/11 vs. Ind.	23	15	141	65.2	6.13	0	1	28	1/10	63.9	1	2	2.0	2	0
9/18 @ Ten.	INACTIVE - TOE														
10/2 vs. NYJ	INACTIVE - TOE														
10/9 @ Det.	INACTIVE - TOE														
10/16 vs. Cle.	INACTIVE - TOE														
10/23 @ Chi.	INACTIVE - TOE														
10/31 @ Pit.	INACTIVE - TOE														
11/6 vs. Cin.	INACTIVE - TOE														
11/13 @ Jax.	33	19	142	57.6	4.30	0	3	35	4/32	30.1	2	9	4.5	7	0
11/20 vs. Pih.	36	21	163	58.3	4.53	1	1	17	5/26	67.2	6	17	2.8	6	0
11/27 @ Cin.	32	18	211	56.3	6.59	3	2	34t	3/22	81.6	4	10	2.5	6	0
12/4 vs. Hou.	33	17	198	51.5	6.00	0	0	35	4/33	70.0	3	11	3.7	6t	1
12/11 @ Den.	39	23	251	59.0	6.44	1	2	39t	2/0	65.2	2	3	1.5	2	0
12/19 vs. GB	27	19	253	70.4	9.37	3	0	34	0/0	136.8	1	9	9.0	9	0
12/25 vs. Min.	34	24	289	70.6	8.50	3	1	47t	2/10	113.5	2	1	0.5	2	0
1/1/06 @ Cle.	36	15	151	41.7	4.19	0	2	31	2/13	31.1	2	4	2.0	3	0
<b>TOTALS</b>	<b>293</b>	<b>171</b>	<b>1,799</b>	<b>58.4</b>	<b>6.14</b>	<b>11</b>	<b>12</b>	<b>47t</b>	<b>23/146</b>	<b>71.8</b>	<b>23</b>	<b>66</b>	<b>2.9</b>	<b>9</b>	<b>1</b>

## 2004

### Game-by-Game

#### Ravens

##### PASSING

Date/Opp.	Att.	Comp.	Yards	Pct.	Att.	TD	Int.	LG	Sack/ Yards	Rating	RUSHING Att.	Yards	Avg.	LG	TD
9/12 @ Cle.	38	22	191	57.9	5.03	0	2	24	3/25	49.3	2	16	8.0	8	0
9/19 vs. Pit.	18	10	98	55.6	5.44	0	0	23	2/11	71.1	8	34	4.3	17	0
9/26 @ Cin.	18	11	126	61.1	7.00	1	0	46	2/0	100.7	4	24	6.0	19	1
10/4 vs. KC	17	10	154	58.8	9.06	1	0	57	4/27	108.5	3	3	1.0	2	0
10/10 @ Was.	18	9	81	50.0	4.50	0	3	21	2/5	22.9	7	-6	-0.9	1	0
10/24 vs. Buf.	19	10	86	52.6	4.53	0	0	47	4/26	64.8	4	5	1.3	4	0
10/31 @ Phi.	38	24	223	63.2	5.87	1	1	52	2/9	77.0	1	7	7.0	7	0
11/7 vs. Cle.	30	17	142	56.7	4.73	0	0	19	1/8	69.0	2	1	0.5	1	0
11/14 @ NYJ	33	19	215	57.6	6.45	2	0	25	3/27	97.2	2	5	2.5	4	0
11/21 vs. Dal.	34	23	232	67.6	6.82	2	0	31	1/4	106.5	3	9	3.0	7	0
11/28 @ NE	35	15	93	42.9	2.66	0	1	20	4/46	38.4	2	10	5.0	6	0
12/5 vs. Cin.	33	19	172	57.6	5.21	0	1	24	1/8	59.2	2	10	5.0	10	0
12/12 vs. NYG	34	18	219	52.9	6.44	4	0	37	4/35	112.3	4	19	4.8	6	0
12/19 @ Ind.	40	19	210	47.5	5.25	1	2	33	2/16	51.0	1	2	2.0	2	0
12/26 @ Pit.	32	18	177	56.3	5.53	0	1	22	0/0	59.0	4	28	7.0	15	0
1/2/05 vs. Mia.	27	14	142	51.9	5.26	1	0	18	0/0	79.6	4	22	5.5	11	0
<b>Totals</b>	<b>464</b>	<b>258</b>	<b>2,559</b>	<b>55.6</b>	<b>5.52</b>	<b>13</b>	<b>11</b>	<b>571</b>	<b>35/247</b>	<b>70.9</b>	<b>53</b>	<b>189</b>	<b>3.6</b>	<b>19</b>	<b>1</b>

## 2003

### Game-by-Game

#### Ravens

##### PASSING

Date/Opp.	Att.	Comp.	Yards	Pct.	Att.	TD	Int.	LG	Sack/ Yards	Rating	RUSHING Att.	Yards	Avg.	LG	TD
9/7 @ Pit.	43	22	152	51.2	3.5	1	1	14	2/9	57.5	5	14	2.8	4	0
9/14 vs. Cle.	17	7	78	41.2	4.6	0	1	25	4/28	31.0	3	3	1.0	3	0
9/21 @ SD	21	12	98	57.1	4.7	1	1	25	1/1	65.2	3	0	0.0	2	0
9/28 vs. KC	26	15	140	57.7	5.4	0	3	32	3/16	33.0	3	15	5.0	15	0
10/12 @ Ari.	18	9	75	50.0	4.2	0	0	17	1/3	61.1	2	5	2.5	4	0
10/19 @ Cin.	27	15	302	55.6	11.2	2	1	73t	3/18.5	104.2	4	8	2.0	5	0
10/26 vs. Den.	27	15	137	55.6	5.1	1	0	33	2/8	81.9	3	11	3.7	5	0
11/2 vs. Jax.	23	10	156	43.5	6.8	1	1	47	0/0	63.0	6	4	0.7	3	0
11/9 @ STL	21	10	112	47.6	5.3	1	1	40	2/10	60.0	1	2	2.0	2	0
11/16 @ Mia.										INACTIVE - THIGH					
11/23 vs. Sea.										INACTIVE - THIGH					
11/30 vs. SF										INACTIVE - THIGH					
12/7 vs. Cin.										INACTIVE - THIGH					
12/14 @ Oak.										INACTIVE - THIGH					
12/21 @ Cle.	1	1	10	100	10.0	0	0	10	0/0	108.3	0	0	0.0	0	0
12/28 vs. Pit.										DID NOT PLAY					
<b>Totals</b>	<b>224</b>	<b>116</b>	<b>1,260</b>	<b>51.8</b>	<b>5.6</b>	<b>7</b>	<b>9</b>	<b>73t</b>	<b>18/93.5</b>	<b>62.4</b>	<b>30</b>	<b>62</b>	<b>2.1</b>	<b>15</b>	<b>0</b>
<b>Playoffs</b>															
1/3/04 vs. Ten.										DID NOT PLAY					
<b>Totals</b>	<b>0</b>	<b>0</b>	<b>0</b>	<b>0.0</b>	<b>0.0</b>	<b>0</b>	<b>0</b>	<b>0</b>	<b>0/0</b>	<b>0</b>	<b>0</b>	<b>0</b>	<b>0.0</b>	<b>0</b>	<b>0</b>



QB Kyle Boller enters 2008 as the all-time franchise leader in 3 categories – 746 completions, 1,311 attempts (56.9%) and 7,846 passing yards. With his 45 passing touchdowns, Boller is behind only Vinny Testaverde (51) on Baltimore's all-time list. On 11/18/07 vs. Cleveland, Boller took over Testaverde's top spot.



## REGULAR SEASON

### PASSING

Year	Team	GP	GS	Att.	Comp.	Pct.	Yds.	Avg./			LG	Sacks/ QB	
								Att.	TD	INTs		Yards	Rating
2003	Baltimore	11	9	224	116	51.8	1,260	5.63	7	9	73t	17/92	62.4
2004	Baltimore	16	16	464	258	55.6	2,559	5.52	13	11	57t	35/247	70.9
2005	Baltimore	9	9	293	171	58.4	1,799	6.14	11	12	47t	23/146	71.8
2006	Baltimore	5	0	55	33	60.0	485	8.82	5	2	77t	3/16	104.0
2007	Baltimore	12	8	275	168	61.1	1,743	6.34	9	10	53	24/159	75.2
<b>Totals</b>		<b>53</b>	<b>42</b>	<b>1,311</b>	<b>746</b>	<b>56.9</b>	<b>7,846</b>	<b>5.98</b>	<b>45</b>	<b>44</b>	<b>77t</b>	<b>102/660</b>	<b>71.9</b>

### CAREER SINGLE-GAME HIGHS (regular season)

#### Most Attempts:

43 (9/7/03 at Pit.)

#### Most Completions:

24 2 times (last: 12/25/05 vs. Min.)

#### Most Yards Passing:

302 (10/19/03 at Cin.)

#### Most Touchdowns:

4 (12/12/04 vs. NYG)

#### Longest Gain:

77t yards (12/17/06 vs. Cle.)

### RUSHING

Year	Team	GP	GS	No.	Yds.	Avg.	LG	TD
2003	Baltimore	11	9	30	62	2.1	15	0
2004	Baltimore	16	16	53	189	3.6	19	1
2005	Baltimore	9	9	23	66	2.9	9	1
2006	Baltimore	5	0	22	34	1.5	10	0
2007	Baltimore	12	8	19	89	4.7	15	0
<b>Totals</b>		<b>53</b>	<b>42</b>	<b>147</b>	<b>440</b>	<b>2.9</b>	<b>19</b>	<b>2</b>

## 7 KYLE BOLLER

## RAVENS ALL-TIME QB LEADER\* BOARD

Entering 2008, QB Kyle Boller needs 6 passing TDs to overtake QB Vinny Testaverde's 51.

RANK	PLAYER	ATT.	COMP.	PCT.	YARDS	TDs
1.	<b>KYLE BOLLER</b>	<b>1,311</b>	<b>746</b>	<b>56.9</b>	<b>7,846</b>	<b>45</b>
2.	<b>Vinny Testaverde</b>	<b>1,019</b>	<b>596</b>	<b>58.5</b>	<b>7,148</b>	<b>51</b>
3.	<b>Steve McNair</b>	<b>673</b>	<b>428</b>	<b>63.6</b>	<b>4,163</b>	<b>18</b>
4.	<b>Tony Banks</b>	<b>594</b>	<b>319</b>	<b>53.7</b>	<b>3,714</b>	<b>25</b>
5.	<b>Elvis Grbac</b>	<b>467</b>	<b>265</b>	<b>56.7</b>	<b>3,033</b>	<b>15</b>

\*Leaders in red

## 7 KYLE BOLLER



# 60

## Guard/Center — 4 Seasons

### JASON BROWN

**HT:** 6-3

**WT:** 320

**COLLEGE:** NORTH CAROLINA

**HS:** NORTHERN VANCE (HENDERSON, NC)

**BORN:** 5/5/83, HENDERSON, NC

**JOINED RAVENS:** DRAFT 4 (124TH), 2005

**GAMES PLAYED/STARTED:** (2005, 6/1); (2006, 16/12); (2007, 16/16) **Totals:** 38/29

**PLAYOFFS:** (2006, 1/1) **TOTAL** 1/1

**TRANSACTIONS:** Jason Brown was the 124th-overall selection (4th round) of the 2005 NFL Draft...Brown is the 1st-ever Raven drafted from the University of North Carolina and was the 2nd of 2 O-linemen picked by the team in the 2005 draft (T Adam Terry 2b – 64th overall).

**PRO:** Possesses a great blend of quickness and explosiveness off the ball...Brings consistency and tenacity to the Ravens' offense...Was the only Ravens' offensive lineman to start all 16 games (at LG) in 2007...Helped protect Ravens QBs, allowing them time to complete a **franchise-record 341 passes** (61.2%) for 3,308 yards...Helped open holes, allowing the Ravens to rush for 1,797 yards and 11 TDs.

**2007:** Was the only Ravens' offensive lineman to start all 16 games (at LG), the 1st time in his career he accomplished the feat...Helped protect Ravens QBs, allowing them time to complete a **franchise-record 341 passes** (61.2%) for 3,308 yards...Helped open holes, allowing the Ravens to rush for 1,797 yards and 11 TDs...**2007 SEASON HIGHLIGHTS:** Started and helped the Ravens rush for a season-high 180 yards (4.5 yards per carry); and protected rookie QB Troy Smith, allowing him to post a career-high 90.2 QB rating in the 27-21 win in the **season finale vs. Pit. (12/30)**...Started at LG and helped pave the way for the Ravens to rush for 163 yards (4.5 avg.), including 104 by Willis McGahee in **game 14 at Mia. (12/16)**...Started at LG and helped pave the way for the Ravens to rush for 127 yards and a TD, averaging 5.3 yards per carry in **game 7 at Buf. (10/21)**...Started at LG and helped protect Kyle Boller on 6 scoring drives in the 22-3 win in **game 6 vs. STL (10/14)**...Started at LG and helped protect QB Steve McNair, allowing him to complete 67.4% of his passes for 214 yards and no INTs for the win in **game 5 at SF (10/7)**...Started at LG and helped pave the way for Baltimore to average 4.3 yards per carry (30 attempts for 129 yards) and protected Ravens QBs, allowing them to complete 75.6% of their passes for 281 yards and 1 TD in the 26-23 win in **game 3 vs. Ari. (9/23)**.

**2006:** Saw action in all 16 regular season games, starting 12 at LG for an injured Edwin Mulitalo (triceps) and helped protect Ravens QBs, allowing just 17 sacks, the 2nd-fewest (Ind. - 15) in the NFL in 2006...Helped pave the way for the Ravens to rush for 1,637 yards and 11 TDs...Also started 1 postseason game for the Ravens...**2006 SEASON HIGHLIGHTS:** Started his **1st-career playoff** game at LG and helped pave the way for the Ravens to average 4.2 yards per carry (20 att. for 83 yards), and protected McNair, allowing him to complete 62.1% of his passes to 7 different players in the **Divisional Playoff game vs. Ind. (1/13/07)**...Started at LG and was part of a line that did not allow a sack for the 6th game in the 19-7 win in the **season finale vs. Buf. (12/31)**...Started at LG and helped protect McNair, not allowing a sack for the 4th time in the last 5 games, as McNair completed 67.7% of his passes for 256 yards and 3 TDs in the 31-7 win in **game 15 at Pit. (12/24)**... Started at LG and paved the way for the Ravens to average 4.1 yards per carry, rushing for 142 yards, and helped protect Boller (McNair left the game after the Ravens' 2nd series with a hand injury), allowing him to complete 62% of his passes for 238 yards and 2 TDs, including a career-long 77-yard TD strike to WR Demetrius Williams in the 27-17 win in **game 14 vs. Cle. (12/17)**...Started at LG and helped pave the way for Jamal Lewis to rush for 91 yards and a career-high tying 3 TDs...Protected McNair, allowing him to post an 89.9 QB rating, completing 70.6% of his passes for 236 yards and no INTs in the 24-10 win in **game 10 vs. Atl. (11/19)**...Started at LG and helped pave the way for the Ravens to average 4.1 yards per carry (25 for 103) in **game 5 at Den. (10/9)**...Subbed in the 4th quarter for an injured Mulitalo (triceps)... Helped protect McNair on the game's final drive, allowing the Ravens to score a TD with 34 seconds remaining for their 2nd come-from-behind victory in as many weeks, with a 16-13 win in **game 4 vs. SD (10/1)**.

**2005:** Saw action in 6 games as a rookie, starting 1...**2005 SEASON HIGHLIGHTS:** Played on special teams and subbed from scrimmage when Mulitalo left the game with an injured knee for 1 series in **game 15 vs. Min. (12/25)**...**Started**


## 60 JASON BROWN

his 1st-career game at LG for an injured Multitalo (knee) and helped protect Boller, allowing him to throw for 251 yards and a TD in **game 13 at Den. (12/11)**...Saw action on special teams in the 16-13 OT win in **game 10 vs. Pit. (11/20)**...Was a game-day inactive in **games 7-9**...Saw the 1st action of his career on special teams in **game 6 at Chi. (10/23)**...Was a game-day inactive in **games 3-5**...Was active, but did not play in **game 2 at Ten. (9/18)** and in **game 1 vs. Ind. (9/11)**.


**COLLEGE:** Three-year starter at center for the Tar Heels after switching from tackle in the spring before his sophomore year...Started 36 consecutive games at center, earning 1st-team All-America honors from the *NFL Draft Report* as a senior...Also earned 1st-team All-ACC honors in 2004...Allowed only 3 sacks in his career, including 0 in his final 2 seasons, while participating in 2,631 plays in 44 career games...Notched 266 “knockdown” blocks with the Tar Heels, including 142 as a senior...Earned 1st-team All-America honors from the *NFL Draft Report* and 1st-team All-ACC honors as a senior...Did not allow a sack as a senior, while appearing in 701 plays.

**PERSONAL:** Two-time North Conference 2-A Lineman of the Year at Northern Vance (Henderson, NC) HS...Two-year starter at tackle and DT...Helped his team rush for more than 3,000 yards in his junior and senior seasons...Recorded 73 tackles on defense...Voted offensive captain of the North Carolina Shrine Bowl team...A 2-time discus state champion...In Dec. 2005, joined former Raven Will Demps and teammates to serve as personal shoppers for 50 Baltimore youth that received \$100 gift certificates from Wal-Mart and Demps...Participated in “Shop with a Raven,” where players hosted dependants of military

personnel and took the children shopping for the holidays with \$100 gift certificates each to Dick’s Sporting Goods in Dec. 2006... Also participated (2005 and 2006) in the annual Holiday Helpers, an event hosted by Derrick Mason, Samari Rolle and Kyle Boller, where they provided \$150 gift certificates and served as personal shoppers for under-privileged children in the Baltimore area...Took part in the Football 101 Festival in Nov. 2006...Visited the Baltimore VA Medical Center...Brown took part in the United Way’s Extreme Makeover of a Baltimore City Head Start Center and attended the Dyslexia Tutoring Program dinner in June 2006... Participated in *A Purple Evening*, a night that included football basics, autographs and fan forums geared towards women at M&T Bank Stadium in Oct. 2007...Attended the Ravens Family Food & Funds Drive kick-off event to mark the beginning of the 3-week campaign at 17 Shoppers Food & Pharmacy locations...The food drive totaled more than 23,000 pounds of food donations for the Maryland Food Bank...Helped dedicate a refurbished Sandtown Habitat for Humanity Home to single mom Phebe Johnson and her daughter, Dawn, at the NFL/United Way Hometown Huddle in Oct. 2007...Brown attended the Abilities Network Fundraiser in Nov. 2007...The Abilities Network raises money and awareness for children with neurological diseases...Attended the Goodwill Gridiron Halloween Party in 2006-07 benefiting Goodwill Industries of the Chesapeake, which works to provide training, employment and family support to individuals with disabilities or other disadvantaging conditions...Attended the Special Olympics Maryland Downtown Athletic Club Fundraising party in Dec. 2007...Jason and his wife, Tay, had a son, JW Jason Brown, during the 2007 season...Full name: JW Jason Brown.



*Guard/Center Jason Brown was the only offensive lineman in 2007 to start all 16 games. Brown helped protect Ravens QBs, allowing them time to complete a franchise record 341 passes (61.2%) for 3,308 yards. He helped open holes, allowing the Ravens to rush for a season-high 180 yards (4.5 yards per carry) vs. Pit. (12/30/07).*



# 54 Outside Linebacker — 2 Seasons

## PRESCOTT BURGESS

**HT:** 6-3

**WT:** 245

**COLLEGE:** MICHIGAN

**HS:** WARREN G. HARDING (WARREN, OH)

**BORN:** 3/6/84, WARREN, OH

**JOINED RAVENS:** DRAFT 6 (207TH), 2007

**GAMES PLAYED/STARTED:** (2007, 8/0)  
**Totals:** 8/0

**TRANSACTIONS:** Prescott Burgess was selected by the Ravens in the 6th round as the 207th-overall pick in the 2007 NFL Draft... Burgess was the 2nd LB picked by Baltimore in 2007, following Antwan Barnes (Florida International), who was selected in the 4th round.

**PRO:** Versatile and powerful player who can play the run, blitz and cover...Also excels on special teams...Placed on Injured Reserve (11/14/07) with a hip injury after playing in just 8 games during his rookie season.

**2007:** Saw action in 8 games as a rookie, posting 7 special teams tackles before being placed on Injured Reserve with a hip injury...**2007 SEASON HIGHLIGHTS:** Placed on Injured Reserve (hip) on 11/14...Saw action on special teams and had 2 tackles in **game 8 at Pit. (11/5)**...Posted a special teams tackle in **game 7 at Buf. (10/21)**...Recorded a solo special teams tackle in the 22-3 win in **game 6 vs. STL (10/14)**...Played on special teams and posted 2 solo tackles in the win in **game 5 at SF (10/7)**.

**COLLEGE:** Four year letter-winner, who started at OLB his last 2 seasons at Michigan...Saw action in 46 games, starting 20...He recorded 171 tackles (102 solo) with 4 sacks (-34 yards) and 10.5 TFL (-79 yards)...Also tallied 2 FFs, 2 FRs, 10 PD and 4 INTs, including 1 for a TD...Named an *All-Big Ten Conference honorable mention* honoree his final 2 years (2005-06)...Part of a 2006 team that set the Michigan season record for fewest rushing yardage allowed (43.4 ypg.), breaking the previous mark of 65.8 yards per game by the 1971 Wol-

verines...Average was the lowest in a season by a Division 1-A team since the 1993 University of Arizona squad (30.1 yards per game on the ground)...*All-Big Ten Conference honorable mention* as a senior...Co-recipient of Michigan's Outstanding Defensive Contributor Award...*All-Big Ten Conference honorable mention* as a junior...Was a general studies major, enrolled in the College of Literature, Science and the Arts at Michigan.

**PERSONAL:** Attended Warren G. Harding (Warren, OH) HS...Heralded prep player who received a number of awards...Named a 2002 Riddell Footwear honoree and was a *CNN/SI.com, G&W Recruiting Report* and *The Insiders.com* All-American selection...Named to Tom Lemming's 2003 Super Team and was an All-State 1st-team choice as a junior and senior... Rated the 2nd-best DB in the nation by *College Football News* and ranked 3rd among the nation's LBs and the 3rd-best overall player in the Midwest by *SuperPrep*... Ranked 2nd among the country's safeties on the *Prep Football Report* and was listed as the best safety in the nation by *Rivals100.com*...*G&W Recruiting Report* rated him the 2nd-best defensive player in the nation, top DB and best player in the Midwest...Named to *PrepStar's* Dream Team Top 100 list and was selected to play in the 2003 U.S. Army All-American Bowl...A hand injury limited Burgess to 33 tackles as a senior, but he collected 192 career stops (108 solo)... Also lettered in basketball, averaging 17 points and 12 rebounds as a junior...Competed on the school's track team...Participated in the Ravens Spring Football Festival at M&T Bank Stadium in April 2008, where he signed autographs and took pictures with fans...Full name: Prescott Ennis Burgess.

### REGULAR SEASON

**SPECIAL TEAMS TACKLES (7):** 2007 (7)

**CAREER SINGLE-GAME HIGHS (regular season)**

**Total Special Teams Tackles:**  
2 2 times (last: 11/5/07 at Pit.)

**Solo Tackles:**  
2 (10/7/07 at SF)

## 54 PRESCOTT BURGESS



65

CHRIS  
CHESTER

HT: 6-3  
 WT: 305  
 COLLEGE: OKLAHOMA  
 HS: TUSTIN, CA  
 BORN: 1/12/83, TUSTIN, CA  
 JOINED RAVENS: DRAFT 2 (56TH), 2006

**GAMES PLAYED/STARTED:** (2006, 11/4); (2007, 16/5) **TOTAL 27/9**

**PLAYOFFS:** (2006, 1/0) **TOTAL 1/0**

**TRANSACTIONS:** Chris Chester was the 56th selection (2nd round) of the 2006 NFL Draft.

**PRO:** Exceptional athlete, whose speed and tremendous footwork allow him to play both guard and center positions...Enters 2008 with 27 games played, including 9 starts in his 1st 2 NFL seasons...Helped protect Ravens QBs, allowing them time to complete a **franchise-record 341 passes** (61.2%) for 3,308 yards and helped open holes, allowing the Ravens to rush for 1,797 yards and 11 TDs in **2007**...Chester gained valuable playing time as a rookie (2006), seeing action in 11 games, starting 4.

**2007:** Saw action in all 16 games, starting 5, 4 at RG and 1 at center...Helped protect Ravens QBs, allowing them time to complete a **franchise-record 341 passes** (61.2%) for 3,308 yards and helped open holes, allowing the Ravens to rush for 1,797 yards and 11 TDs...**2007 SEA-**


**SON HIGHLIGHTS:** Saw action off the bench at center and helped protect rookie QB Troy Smith, allowing him to throw for a career-high 199 yards in **game 15 at Sea. (12/23)**...Also helped pave the way for the Ravens to rush for 106 yards against the Seahawks...Subbed on offense and also played once on the defensive line in a goal-line set in **game 13 vs. Ind. (12/9)**...Started at center (Mike Flynn - knee) and helped protect Kyle Boller, while paving the way for 6 scoring drives in the 22-3 win in **game 6 vs. STL (10/14)**...Started at RG and helped pave the way for the Ravens to average 5.6 yards per rush in **game 4 at Cle. (9/30)**...Also helped protect QB Steve McNair, allowing him to complete 64.1% of his passes for 307 yards against the Browns...Started at RG and helped protect Boller, allowing him to complete 65.7% of his passes, in the 20-13 win in **game 2 vs. NYJ (9/16)**...The O-line did not allow a sack against the Jets...Started at RG and helped pave the way for the Ravens to average 4.3 yards per carry and throw for 222 yards in **game 1 at Cin. (9/10)**.

**2006:** Saw action in 11 games, starting 4...Helped protect Ravens QBs, allowing just 17 sacks, the 2nd-fewest (Ind. - 15) in the NFL in 2006...Also helped pave the way for the Ravens to rush for 1,637 yards and 11 TDs...**2006 SEA-**

**SON HIGHLIGHTS:** Started at LG and was part of a line that did not allow a sack for the 6th game in 2006 in the 19-7 win in the **season finale vs. Buf. (12/31)**...Saw action on special teams in the 27-17 win in **game 14 vs. Cle. (12/17)**...Started at RG for the injured Keydrick Vincent and helped protect McNair, not allowing a sack in **game 12 at Cin. (11/30)**...Started at RG and helped protect the Ravens' QBs, not allowing a sack, and paved the way for 114 rushing yards in the 27-0 win in **game 11 vs. Pit. (11/26)**...**Started his 1st-career game** at RG and helped Jamal Lewis rush for 91 yards and a career-high-tying 3 TDs and protected McNair, allowing him to post an 89.9 QB rating, completing 70.6% of his passes for 236 yards and no INTs in the 24-10 win in **game 10 vs. Atl. (11/19)**...**Saw his 1st-career NFL action** on special teams in **game 5 at Den. (10/9)**...Was a game-day inactive in the 28-6 win in **game 2 vs. Oak. (9/17)**...Was a game-day inactive in the 27-0 win in the **season opener at TB (9/10)**.

**COLLEGE:** Found a home on the OL as a senior...Came to the Sooner program as a 220-pound TE, adding over 60 pounds during college...Appeared in 22 career games, starting 9...Collected 25 knockdown blocks for a Sooner offense that averaged 355.1 ypg in 2005...Posted 5 TD-resulting blocks that season...Played 3 positions on offense (TE, RG and C)...Used mostly on special teams as a junior...Redshirted as a freshman in 2001...Political science major.

**PERSONAL:** Two-time Golden West All-League and 1st-team All Orange County selection by the *Los Angeles Times*...Chester was rated the 8th-best TE in the nation by *Rivals.com* during his senior year at Tustin (CA) HS...Gained 815 yards with 11 TDs receiving as a senior and rushed for 450 yards and 5 scores...Earned the League Defensive Player of the Year honors as a small forward on the basketball team as a junior...Was an accomplished basketball player and discus thrower...Participated in the annual Gridiron Halloween party benefiting Goodwill Industries of the Chesapeake in 2006...Chris attended the Abilities Network Fundraiser in Nov. 2007...The Network raises money and awareness for children with neurological diseases...Chris and his wife, Kirbie, have a son, Sean Hendrix...Full name: Christopher Sean Chester.



# 67

## Guard — 4 Seasons

# ADRIEN CLARKE

**HT:** 6-5

**WT:** 330

**COLLEGE:** OHIO STATE

**HS:** SHAKER HEIGHTS (OH)

**BORN:** 3/26/81, CLEVELAND (OH)

**JOINED RAVENS:** FREE AGENT, 2008

**GAMES PLAYED/STARTED:** (2005, 13/4); (2007, 14/14) **Total 27/18**

**TRANSACTIONS:** Adrien Clarke signed with the Baltimore Ravens on 5/15/08...Waived by the New York Jets on 2/28/08...Signed a reserve-future contract with the Jets on 1/22/07...Waived by the Philadelphia Eagles on 8/29/06...Placed on injured reserve (hamstring) on 9/8/04...Originally selected by the Eagles in the 7th round (227th overall) of the 2004 NFL Draft.

**PRO:** Athletic lineman who adds veteran depth to the Ravens' offensive line, joining a solid group of young linemen...Brings NFL starting experience to the Ravens' O-line.

**2007: (with New York Jets)** Started 14 games at LG...**2007 SEASON HIGHLIGHTS:** Started at LG and helped pave the way for RB Thomas Jones' 3rd 100-yard rushing performance of the season against the No. 1-ranked defense in the league at the time in **game 9 vs. Was. (11/4)**...Started at LG and helped open holes, allowing for Jones' 130-yard rushing performance in **game 6 vs. Phi. (10/14)**...Started at LG and helped pave the way for Jones' 110 rushing yards on 25 carries in **game 3 vs. Mia. (9/23)**

**2006:** Was out of football.

**2005: (with Philadelphia)** Started 4 of the final 6 regular-season games...Made his 1st-career start at LG in **game 12 vs. GB.**

**2004: (with Philadelphia)** Was placed on Injured Reserve (hamstring) on 9/8/04.

**COLLEGE:** Was part of the Ohio State Buckeyes' national championship squad in 2002 along with Ravens teammate QB Troy Smith... Was a 2nd-team All-Big 10 selection as a senior...Started 43 games in his Buckeyes career...*The Sporting News* honored him as a freshman All-American...Majorred in African American studies at Ohio State.

**PERSONAL:** Competed in both football and track at Shaker Heights (OH) HS...Earned All-State honors in football as senior...Was HS teammate of current 49ers DB Nate Clements...Holds HS record for the longest discus throw (169 feet)...Joined the New Jersey Department of Agriculture in honoring Brielle Elementary School in Brielle, NJ, in May 2007 for winning the Eat Right, Move More contest...Adrien is married to wife, Nikki.

## DID YOU KNOW?

*At the end of the 2007 season, the Ravens had 12 rookies and 1 1st-year player on the roster. That total of 13 was the 3rd most in the NFL to close out the year. Additionally, the Ravens started 6 different rookies, tying (Carolina, Green Bay, Indy and Miami) for the 2nd most in the NFL. Baltimore was the only team to have 3 rookies start at least 1 game on the offensive line (T Jared Gaither - 2, G Ben Grubbs - 12 and T Marshal Yanda -12). In fact, only 2 other teams (Ari. and Atl.) even had 2 rookie O-linemen start during the season.*

### MOST ROOKIE O-LINEMEN TO START IN 2007 (Final Totals)

TEAM	ROOKIES	COMB. GAMES STARTED
<b>Baltimore</b>	3	26
<b>Atlanta</b>	2	16
<b>Arizona</b>	2	13


PLAYERS

2007 REVIEW

HISTORY

RECORDS

GAME DAY



# 89

## Wide Receiver – 4 Seasons

### MARK CLAYTON

**HT:** 5-10

**WT:** 190

**COLLEGE:** OKLAHOMA

**HS:** SAM HOUSTON (ARLINGTON, TX)

**BORN:** 7/2/82, OKLAHOMA CITY (OK)

**JOINED RAVENS:** DRAFT 1 (22ND), 2005

**GAMES PLAYED/STARTED:** (2005, 14/10); (2006, 16/12); (2007, 16/12) **Totals:** 46/34

**PLAYOFFS:** (2006, 1/0) **TOTAL 1/0**

**TRANSACTIONS:** Mark Clayton was the 22nd selection (1st round) of the 2005 NFL Draft.

**PRO:** Deep threat veteran wideout with explosive speed and superior playmaking ability...Enters 2008 with 46-career games, including 34 starts, 159 receptions for 1,941 yards and 7 TDs...Clayton has 6-career 100-yard games to his credit, tying Derrick Alexander for the most in franchise history...Posted 67 receptions for a *team-leading 939 yards* and 5 TDs, *all career highs* in 2006...Also led the team with a *career-high 4 100-yard* receiving games...Clayton produced the best rookie campaign for a WR in franchise history in 2005, setting *Ravens rookie records with 44 receptions for 471 yards* and 2 receiving TDs.

**2007:** Played in all 16 games, starting 12 after beginning the season with ankle and toe injuries...Finished 2nd on the team with 48 receptions for 531 yards, including a long of 52...Was 3rd on the team, converting 30 catches for 1st downs, including 10 on 3rd down...**2007 SEASON HIGHLIGHTS:** Started and finished with 3 receptions for 39 yards in **game 15 at Sea. (12/23)**...Started and led the team with 7 receptions for 90 yards (12.9 avg.) and 6 1st downs in **game 13 vs. Ind. (12/9)**...Started and led the team, *tying a career high with 8 receptions* for 107 yards (6th-career 100-yard game) in **game 9 vs. Cin. (11/11)**...His 47-yard reception was then the team's longest of the season and set up a RB Willis McGahee TD...Four of his 8 receptions were good for 1st downs against the Bengals...Started and had 3 receptions for 12 yards in **game 8 at Pit. (11/5)**...Started and finished 2nd on the team with 5 receptions for 34 yards, including 2 good for 1st downs in the 26-23 win in **game 3 vs. Ari. (9/23)**.

**2006:** Saw action in all 16 games, starting 12, posting *career highs with 67 receptions for a team-leading 939 yards* and 5 TDs...Clayton was responsible for 42 1st downs and his *career-long 87-yard TD catch* (at KC, 12/10) marked the 2nd-longest completion in team history...**2006 SEASON HIGHLIGHTS:** Saw

action off the bench (Ravens started in a 3-TE set) and led the team with 6 receptions for 73 yards (12.2 avg.) with 3 good for 1st downs in his *1st-career playoff game* in the **Divisional Playoff game vs. Ind. (1/13/07)**...Started and led the team with 7 receptions for 108 yards (his 4th 100-yard game of the year) and 1 TD in the 31-7 win in **game 15 at Pit. (12/24)**...Started and tied for the team lead (Derrick Mason) with 5 receptions for 112 yards (his 3rd 100-yard receiving game of the season), including a *career-long 87 yard TD catch* and run in the 20-10 victory in **game 13 at KC (12/10)**...Clayton was also responsible for 3 1st downs against the Chiefs...Saw action off the bench (Ravens started in a 2-TE set), and finished 2nd on the team with 7 receptions for a *career-high 125 yards*, including a then-career-long 65-yard TD catch in the 27-26 victory in **game 9 at Ten. (11/12)**...His 65-yard TD score was his 2nd 60-plus-yard TD catch in the last 5 games (62t vs. Car. -10/15)...Started at WR and tied for the team lead (Todd Heap) with 5 receptions for 101 yards (2nd-highest total of his career), with a long of 62 (longest of his career) and a *career-high 2 TD receptions* in **game 6 vs. Car. (10/15)**...Started and led the Ravens with a *career-high 8 receptions* for 74 yards...Six of his 8 receptions went for 1st downs in the 15-14 victory in **game 3 at Cle. (9/24)**...Clayton posted 4 receptions in the 4th quarter, 3 good for 1st downs (all 3 conversions were on 3rd down) including 2 on the game-winning drive against the Browns.

**2005:** Finished an impressive rookie season, ranking 3rd on the team in receiving, setting *Ravens rookie records with 44 receptions for 471 yards* and 2 receiving TDs...Clayton also carried the ball 8 times for 33 yards and 1 TD, and returned 6 punts for 30 yards...**2005 SEASON HIGHLIGHTS:** Turned in a stellar performance, pulling in 5 receptions for 90 yards (3 good for 1st downs), including a *team season-long 47-yard TD grab* in the 3rd quarter of **game 15 vs. Min. (12/25)**...Scored his *1st-career rushing TD* on an 11-yard scamper in the 1st quarter, finishing the game with 3 rushes for 14 yards and 2 receptions for 24 yards in the 48-3 victory in **game 14 vs. GB (12/19)**...Started and *tied his own rookie-franchise-record with 7*

## 89 MARK CLAYTON

**receptions** (4 good for 1st downs) for a **rookie-franchise-record 105 yards** (1st Ravens 100-yard receiving game since Marcus Robinson had 6 receptions for 102 yards in OT win vs. Pit. 12/28/03) and hauled in his **1st-career TD** on a 39-yarder in the 4th quarter in **game 13 at Den. (12/11)**...With his day against Denver, Clayton also set a new rookie franchise record for most receptions in a season...Saw action off the bench and earned the offensive game ball as he led the team with 7 receptions for 86 yards in **game 12 vs. Hou. (12/4)**...Clayton pulled in his final reception and rumbled 35 yards down to the 10-yard line (the ball was moved back to the 20 due to a penalty), setting up the game-winning FG...Also carried the ball 1 time for 5 yards against the Texans...Was a game-day inactive (ankle) in **game 7 at Pit. (10/31)** and in **game 6 at Chi. (10/23)**...**Started his 1st-career game** and had a reception for 4 yards in **game 3 vs. NYJ (10/2)**...Saw his **1st NFL action** off the bench in **game 1 vs. Ind. (9/11)**...Pulled in 5 receptions for 44 yards against the Colts.

**COLLEGE:** Two-time 1st-team All-America choice and 2-time consensus 1st-team All-Big 12...Left Oklahoma as the career record holder for receptions (221), receiving yards (3,241), TD catches (31) and 100-yard receiving games (15)...Clayton played in 52 career games for the Sooners, starting 36 and averaged a TD every 7 receptions...His 31-career TDs smashed the previous record of 16 held by former Ravens TE Trent Smith...First-team All-America selection by the *NFL Draft Report* and the American Football Coaches Association, while earning Consensus 1st-team All-Big 12 honors as a senior...Led the team with 66 receptions (2nd in school history only to his 83 in 2003) for 876 yards (13.3 avg.) and 8 TDs...First-team All-America by *The Sporting News*, *CBS Sportsline.com* and *Rivals.com*, while earning 2nd-team All-America honors by the Walter Camp Foundation as a junior...Was also a consensus 1st-team All-Big 12 selection...Was one of 3 finalists for the Biletnikoff Award as the nation's top receiver...Posted the best season ever by an Oklahoma receiver when he set school records for career receiving yards (2,333), season receiving yards (1,425), receiving yards in a game (190), most receptions in a season (83), most TD receptions in a career (23) and a season (15), as well as career 100-yard receiving games (11) in a season...His 83 receptions broke another of Smith's records with 66 set in 2001...Had a TD grab in 8 straight games...Had 8 100-yard receiving games, including 4 of the last 5 games of the season...Majored in communications.

**PERSONAL:** Member of the *Dallas Morning News* Top 100, *Rivals.com* Texas 100 and *PrepStar* All-Midlands Region squad out of Sam Houston (Arlington, TX) HS...Was the 2nd-leading receiver in District 7-5A as a senior

after catching 55 passes for 831 yards and 13 TD...Earned All-District and All-Area honors as a senior...Was honorable mention All-State and 1st-team All-District at WR...Was also a stand-out in track...In Sep. 2005, helped refurbish a home in the Sandtown community of Baltimore with Habitat for Humanity...This was part of the Ravens' 6-week project, which led to the annual NFL/United Way Hometown Huddle...Held his inaugural Thanksgiving distribution, providing 300 needy families with a 12-14 lb. turkey, bread and rolls, toiletries and other necessary items for the '05 holidays...Was a guest speaker about life in the NFL with former Ravens teammate Will Demps in a lecture series at Towson University in Nov. of 2005...In the same month, presented an assembly with Daniel Wilcox to Maryland high school students about how to Realize, Improve, Share and Expand (R.I.S.E.) their talents...In Dec. 2005, visited Living Classrooms and spoke to Crossroads Middle School students and participants in the Fresh Start program...Was one of several Ravens personal shopping partners to 100 children as part of the inaugural Holiday Helpers event of teammates Derrick Mason and Samari Rolle...In the offseason, was a part of the Oklahoma Aids Care Fund fundraising efforts...Funds raised supported the many Goodwill programs...Produced 'The Proverbs,' a gospel-inspired play written by a former Oklahoma teammate...Brought the play to Baltimore and provided a free viewing to Police Athletic League youth...Mark participated in *A Purple Evening*, a night that included football basics, autographs and fan forums at M&T Bank Stadium in Oct. 2007...Visited the University of Maryland Hospital, meeting children, their families and distributing mini-football in Oct. of '07...Co-hosts the annual Goodwill Gridiron Halloween Party with teammates Kyle Boller and Todd Heap annually...The event benefits Goodwill Industries of the Chesapeake which provides support and employment for those with disabilities or other disadvantaged conditions...Joined teammates and hundreds of guests in Nov. 2006 and 2007 for the ACT Auction Party benefiting the RACTF and players foundations...For the 2007 season, Clayton served as team spokesperson for "What Moves U," a campaign that battles childhood obesity...Joined Ravens cheerleaders and Poe, one of the Ravens' official mascots, to kick off a 10-week pilot program with middle school students...In Nov., Mark teamed with the Baltimore City Police Department to distribute coats to men in need at the Helping Up Mission in Baltimore...In conjunction with the Mark Clayton Foundation, joined teammates Ray Lewis and Steve McNair to distribute food for Thanksgiving meals to more than families in Baltimore in 2006 and 2007...Joined Daniel Wilcox and McNair for the Hometown Huddle reward trip for Thurgood Marshall HS students who achieved certain goals throughout the



# 89 MARK CLAYTON

school year...In Dec. 2007, Clayton attended the MOM Squad Holiday Party at M&T Bank Stadium with youth from the Police Athletic League...He also hosted his inaugural *Mark Clayton Foundation Charity weekend*, featuring a celebrity bowling

tournament in April (11-12) 2008 in Oklahoma City...Has a son, Ayden, born on Jan. 22, 2008...Full name: Mark Jermain Clayton.



## 2007

### Game-by-Game

#### Ravens

Date/Opp.	Receiving					Rushing				
	Rec.	Yds	Avg.	LG	TDS	No.	Yds	Avg.	LG	TDS
9/10 @ Cin.	0	0	0.0	0	0	0	0	0.0	0	0
9/16 vs. NYJ	1	-1	-1.0	-1	0	0	0	0.0	0	0
9/23 vs. Ari.	5	34	6.8	8	0	0	0	0.0	0	0
9/30 @ Cle.	3	43	14.3	19	0	0	0	0.0	0	0
10/7 @ SF	1	5	5.0	5	0	0	0	0.0	0	0
10/14 vs. STL	3	23	7.7	10	0	0	0	0.0	0	0
10/21 @ Buf.	5	49	9.8	26	0	0	0	0.0	0	0
11/5 @ Pit.	3	12	4.0	6	0	0	0	0.0	0	0
11/11 vs. Cin.	8	107	13.4	47	0	0	0	0.0	0	0
11/18 vs. Cle.	2	9	4.5	6	0	0	0	0.0	0	0
11/25 @ SD	2	15	7.5	8	0	0	0	0.0	0	0
12/3 vs. NE	1	52	52.0	52	0	0	0	0.0	0	0
12/9 vs. Ind.	7	90	12.9	29	0	0	0	0.0	0	0
12/16 @ Mia.	2	28	14.0	15	0	0	0	0.0	0	0
12/23 @ Sea.	3	39	13.0	16	0	0	0	0.0	0	0
12/30 vs. Pit.	2	26	13.0	18	0	0	0	0.0	0	0
<b>Total</b>	<b>48</b>	<b>531</b>	<b>11.1</b>	<b>52</b>	<b>0</b>	<b>0</b>	<b>0</b>	<b>0.0</b>	<b>0</b>	<b>0</b>

## 2006

### Game-by-Game

#### Ravens

Date/Opp.	Receiving					Rushing				
	Rec.	Yds	Avg.	LG	TDS	No.	Yds	Avg.	LG	TDS
9/10 @ TB	2	18	9.0	11	0	1	-8	-8.0	-8	0
9/17 vs. Oak.	1	30	30.0	30	0	0	0	0.0	0	0
9/24 @ Cle.	8	74	9.3	16	0	1	-6	-6.0	-6	0
10/1 vs. SD	4	37	9.3	17	0	1	-3	-3.0	-3	0
10/9 @ Den.	5	27	5.4	8	0	0	0	0.0	0	0
10/15 vs. Car.	5	101	20.2	62†	2	0	0	0.0	0	0
10/29 @ NO	1	17	17.0	17	0	0	0	0.0	0	0
11/5 vs. Cin.	8	73	9.1	18	0	0	0	0.0	0	0
11/12 @ Ten.	7	125	17.9	65†	1	2	-7	-3.5	3	0
11/19 vs. Atl.	5	89	17.8	42	0	1	-5	-5.0	-5	0
11/26 vs. Pit.	2	31	15.5	18	0	0	0	0.0	0	0
11/30 @ Cin.	4	29	7.3	13	0	0	0	0.0	0	0
12/10 @ KC	5	112	22.4	87†	1	0	0	0.0	0	0
12/17 vs. Cle.	1	42	42.0	42	0	1	-1	-1.0	-1	0
12/24 @ Pit.	7	108	15.4	35†	1	0	0	0.0	0	0
12/31 vs. Buf.	2	26	13.0	20	0	0	0	0.0	0	0
<b>Totals</b>	<b>67</b>	<b>939</b>	<b>14.0</b>	<b>87†</b>	<b>5</b>	<b>7</b>	<b>-30</b>	<b>-4.3</b>	<b>3</b>	<b>0</b>

#### Playoffs

1/13/07 vs. Ind.	6	73	12.2	21	0	0	0	0.0	0	0
<b>Totals</b>	<b>6</b>	<b>73</b>	<b>12.2</b>	<b>21</b>	<b>0</b>	<b>0</b>	<b>0</b>	<b>0.0</b>	<b>0</b>	<b>0</b>

## 2005

### Game-by-Game

#### Ravens

Date/Opp.	Receiving					Rushing				
	Rec.	Yds	Avg.	LG	TDS	No.	Yds	Avg.	LG	TDS
9/11 vs. Ind.	5	44	8.8	12	0	0	0	0.0	0	0
9/18 @ Ten.	2	17	8.5	13	0	0	0	0.0	0	0
10/2 vs. NYJ	1	4	4.0	4	0	0	0	0.0	0	0
10/9 @ Det.	3	21	7.0	11	0	0	0	0.0	0	0
10/16 vs. Cle.	1	9	9.0	9	0	0	0	0.0	0	0
10/23 @ Chi.	INACTIVE - ANKLE									
10/31 @ Pit.	INACTIVE - ANKLE									
11/6 vs. Cin.	0	0	0.0	0	0	0	0	0.0	0	0
11/13 @ Jax.	2	3	1.5	5	0	1	0	0.0	0	0
11/20 vs. Pit.	4	43	10.8	16	0	0	0	0.0	0	0
11/27 @ Cin.	2	14	7.0	8	0	1	6	6.0	6	0
12/4 vs. Hou.	7	86	12.3	35	0	1	5	5.0	5	0
12/11 @ Den.	7	105	15.0	39†	1	1	10	10.0	10	0
12/19 vs. GB	2	24	12.0	14	0	3	14	4.7	11†	1
12/25 vs. Min.	5	90	18.0	47†	1	1	-2	-2.0	-2	0
1/1/06 @ Cle.	3	11	3.7	6	0	0	0	0.0	0	0
<b>Totals</b>	<b>44</b>	<b>471</b>	<b>10.7</b>	<b>47†</b>	<b>2</b>	<b>8</b>	<b>33</b>	<b>4.1</b>	<b>11†</b>	<b>1</b>

# 89 MARK CLAYTON

# 89 MARK CLAYTON

## REGULAR SEASON

### RECEIVING

Year	Team	GP	GS	No.	Yds.	Avg.	LG	TD
2005	Baltimore	14	10	44	471	10.7	47t	2
2006	Baltimore	16	12	67	939	14.0	87t	5
2007	Baltimore	16	12	48	531	11.1	52	0
<b>Totals</b>		<b>46</b>	<b>34</b>	<b>159</b>	<b>1,941</b>	<b>12.2</b>	<b>87t</b>	<b>7</b>

**SPECIAL TEAMS TACKLES (2):** 2005 (2)

### CAREER SINGLE-GAME HIGHS (regular season)

#### Receptions:

8 3 times (Last: 11/11/07 vs. Cin.)

#### Yardage:

125 (11/12/06 at Ten.)

#### Long Gain:

87t (12/10/06 at KC)

#### Touchdowns:

2 (10/15/06 vs. Car.)

### RUSHING

Year	Team	GP	GS	No.	Yds.	Avg.	LG	TD
2005	Baltimore	14	10	8	33	4.1	11t	1
2006	Baltimore	16	12	7	-30	-4.3	3	0
2007	Baltimore	16	12	0	0	0.0	0	0
<b>Totals</b>		<b>46</b>	<b>34</b>	<b>15</b>	<b>3</b>	<b>0.2</b>	<b>11t</b>	<b>1</b>

**Additional Statistics:** Had 6 punt returns for 30 yards (5.0 avg.), with a long of 10 and 2 fair catches on special teams in 2005.

## POSTSEASON

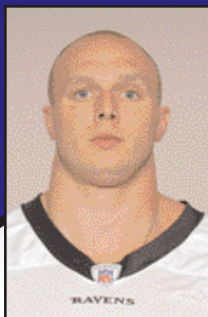
### RECEIVING

Year	Team	GP	GS	No.	Yds.	Avg.	LG	TD
2006	Baltimore	1	0	6	73	12.2	21	0
<b>Totals</b>		<b>1</b>	<b>0</b>	<b>6</b>	<b>73</b>	<b>12.2</b>	<b>21</b>	<b>0</b>

# 89 MARK CLAYTON

## DID YOU KNOW?

The Ravens' 341 pass completions in 2007 were a franchise record. They accomplished this feat despite missing the team's all-time leader in receptions, TE Todd Heap, for 10 games. Baltimore's QBs completed 61.3% of their passes in '07, the 2nd best rate in team history (62.7% - 2006).



53

DAN  
CODY

HT: 6-5  
 WT: 255  
 COLLEGE: OKLAHOMA  
 HS: ADA (OK)  
 BORN: 12/1/81, ADA, OK  
 JOINED RAVENS: DRAFT 2A (53RD), 2005

**GAMES PLAYED/STARTED:** (2005, IR); (2006, 2/0); (2007, IR) **Totals: 2/0**

**TRANSACTIONS:** Dan Cody was the 53rd selection (2nd round) of the 2005 NFL Draft...Cody was the 2nd Raven in the 2005 draft to come from Oklahoma (Mark Clayton, 1st round)...Was the 1st of 2 Ravens selections (T Adam Terry) in the 2nd round.

**PRO:** Talented athlete with a rare blend of speed, power and drive...Has struggled through a number of knee and foot injuries in his 3-year Ravens career...Placed on Injured Reserve (knee) for the **2005** and **2007** seasons...Cody played both OLB and DE in his 1st NFL action in **2006**, posting 1 tackle from scrimmage in 2 games before being placed on Injured Reserve.

**2007:** Placed on Injured Reserve (knee) on 11/8...Placed on the Physically Unable to Perform list (knee) on 7/30.

**2006:** Saw action in 2 games, recording a tackle from scrimmage before being placed on Injured Reserve (knee) on 12/19...**2006 SEASON HIGHLIGHTS:** Placed on Injured Reserve (knee) on 12/19...Was a game-day inactive (knee) in **games 12-14**...Subbed, but did not record a tackle before he left the game in the 1st quarter following a knee injury in the 27-0 win in **game 11 vs. Pit. (11/26)**...*Saw action in his 1st-career tackle* as he helped hold the NFL's No. 1-rated rushing attack to its lowest total all season (104 yards) in the 24-10 win in **game 10 vs. Atl. (11/19)**...Was a game-day inactive in **games 1-9**.

**2005:** Missed his entire rookie season after suffering a season-ending knee injury on the 1st day of training camp and was placed on Injured Reserve on 8/30/05.

Reserve on 8/30/05.

**COLLEGE:** Two-year starter as a Sooner... Played in 42 games and registered 117 total tackles (61 solo) with 25 sacks (-162 yards), 49 TFL (-209 yards), 42 QB pressures, 2 FRs, 2 FFs and 5 PD...His 25 sacks ranked 2nd in school history behind Cedric Jones (31.5, 1992-95)...His 41 TFL ranked 6th in Oklahoma annals...All-American 1st-team choice by the *Football Writers Association*, adding 3rd-team honors from *The NFL Draft Report* as a senior... Finalist for the Ted Hendricks Award, given to the nation's premier DE...Unanimous All-Big 12 Conference 1st-team pick...All-Big 12 (coaches) and All-Big 12 (AP)...Started 12 games... Recorded 42 tackles (25 solo) with 10 sacks (-66 yards), 17 TFL (-83 yards) and 12 QB pressures...His career-high-tying 10 sacks ranked 5th on the school's season-record list, topped only by Cedric Jones (11 in 1995, 14 in 1994), Aubrey Beavers (11.5 in 1992) and Martin Chase (14 in 1997)...Consensus All-Big 12 Conference 1st-team selection as a junior... Second-team Academic All-Big 12 choice...Was a sociology major at Oklahoma.

**PERSONAL:** Attended Ada (OK) HS...First-team All-State TE by the state's coaches and *Tulsa World*...Member of the *Daily Oklahoman's* Red-Chip List...Played 8 positions, including QB, RB, FB, TE, WR, LB, DE and FS...All-State TE and District 5A-3 Defensive Player of the Year...Ranked 3rd in Class 5A in receiving with 18 catches for 535 yards and 7 TDs and recorded 65 tackles with 5 PD, as he helped his team to an 11-1 record and appearance in the state quarterfinals as a senior...Married wife, Sarah, in the '07 offseason...Full name: Daniel Price Cody.

### M&T BANK STADIUM SI.COM SURVEY

Sports Illustrated recently published an article rating the experience each NFL team offers at their home games. From ticket prices and tailgating, to stadium atmosphere and team play on the field, masked fans to rank and describe every aspect of the game day experience. Tabulating 17,000 responses in an online survey, the Web site sorted the information and then rated each team in 7 categories. When it was all over, Baltimore finished very high in the survey, scoring the NFL's No. 5 overall fan value experience. Here is the Ravens' overall report card:

Stadium Atmosphere - 9 points out of 10  
 Tailgating Experience - 8 points out of 10



# 30

## Running Back – 3 Seasons

### P.J. DANIELS

**HT: 5-10**

**WT: 210**

**COLLEGE: GEORGIA TECH**

**HS: ELSIK (HOUSTON, TX)**

**BORN: 12/21/82, HOUSTON, TX**

**JOINED RAVENS: DRAFT 4B (132ND), 2006**

**GAMES PLAYED/STARTED:** (2006, 0/0); (2007, IR) **Total 0/0**

**TRANSACTIONS:** P.J. Daniels was picked with the 132nd-overall selection (1 of the Ravens' 4 compensatory picks) in the 4th round of the 2006 NFL Draft.

**PRO:** Possesses superior speed and soft hands out of the backfield...Placed on Injured Reserve (hamstring) in **2007**...Was on the 53-man roster all year as a rookie, but was never on the 45-man active game-day roster in **2006**...Daniels finished his career as the 4th-leading rusher in Georgia Tech history...Daniels is a former college walk-on who earned a scholarship following the 2002 season.

**2007:** Placed on Injured Reserve (hamstring) on 8/28.

**2006:** Was on the 53-man roster all year as a rookie, but was never on the 45-man active game-day roster...Was a game-day inactive for the **Divisional Playoff game vs. Ind. (1/13/07)** and all **16 regular season games**.

**COLLEGE:** Two-time All-ACC tailback (1st team in 2003 and 2nd-team in 2005), who finished his career as the 4th-leading rusher in Georgia Tech history...Daniels is a former college walk-on who earned a scholarship following the 2002 season...Finished his career ranked 3rd in Georgia Tech history with 23 rushing TDs...Finished with 3,912 all-purpose yards, ranking him 5th on the Yellow Jackets' list...Also ranked 2nd in school history with 16 100-yard rushing games...Saw action in 44 games, starting 29 at Tech, and finished with 3,340 yards rushing on 707 carries (4.7 avg.)...Also pulled in 56 passes for 369 yards and 3 TDs in his college career...Earned All-ACC 1st-team honors as a sophomore when he led the ACC and had the 4th-best season in school history with 1,447 rushing yards on 283 carries (5.1 avg.) and a career-high 10 TDs as a sophomore...Named to the All-ACC 1st-team

and gained 1,535 all-purpose yards, and ran for over 100 yards in 6 games as a sophomore in 2003...Became the 3rd Yellow Jacket to lead the league in rushing (Jerry Mays – 1989 and Rovert Lavette – 1982) as he rushed for a career-high 1,447 yards (4th in ACC history) and 10 TDs as a sophomore...Averaged 22 carries per game, setting a Tech record with 283 attempts...Put an exclamation point on his season with 307 yards rushing and 4 TDs, which ranked as the 3rd-best rushing performance in school history...Daniels' effort also ranked as the 3rd-best rushing day in ACC history and set an NCAA record for rushing yards in a bowl game...Also tied the Tech record with 4 TDs, as he was named to **ESPN.com's "All-Bowl!"** team...Was awarded a scholarship following his freshman season...His college teammate, S Dawan Landry, was drafted by the Ravens in the 5th round in 2006...Was named to the 2003 and 2004 All-Academic football team and the 2003-04 ACC academic honor roll...Majored in management at Georgia Tech.


**PERSONAL:** Attended Elsik (Houston, TX) HS, where he lettered 4 times and was named the team MVP as a senior...Rushed for 1,600 yards and played in the Houston North-South All-Star game as a senior...Along with teammates David Pittman, Demetrius Williams and Derrick Martin, Daniels took a group of youngsters from the Sunshine Kids (a nonprofit organization dedicated to children with cancer) to Six Flags Amusement park in May 2007...Daniels participated as an instructor in the Art Monk Football Camp in July 2006...In Sep. 2007, P.J. participated in the United Way Extreme Makeover Challenge, teaming with Baltimore-area businesses to make-over 6 classrooms in a local YMCA childcare facility...He also joined other Ravens RBs for a Thanksgiving basket distribution for Baltimore families in Nov. 2007...With teammate Jared Gaither, he spoke to 5th grade students at Woodholme Elementary School in May 2008...Full name: Prince Ahadzie Daniels, Jr.

### DID YOU KNOW?

The Ravens had 3 rookies earn significant starting experience in 2007: 1st-round pick G Ben Grubbs and 3rd-round T Marshal Yanda each started 12 games, while 4th-round FB LeRon McClain made 11 starts.

PLAYERS • 2007 REVIEW • HISTORY • RECORDS • GAMEDAY





# 93

## Defensive Tackle – 5 Seasons

### DWAN EDWARDS

**HT: 6-3**

**WT: 295**

**COLLEGE: OREGON STATE**

**HS: COLUMBUS (MT)**

**BORN: 5/16/81, BILLINGS, MT**

**JOINED RAVENS: DRAFT 2 (51ST), 2004**

**GAMES PLAYED/STARTED:** (2004, 4/0); (2005, 12/1); (2006, 8/0); (2007, 16/13) **Total 40/14**

**Playoffs** (2006, 1/0) **Total 1/0**

**TRANSACTIONS:** Dwan Edwards was the 51st selection (2nd round) of the 2004 NFL Draft...Edwards was the Ravens' 1st draft pick in 2004 and is the 1st Raven to come out of Oregon State.

**PRO:** With the most productive year of his career, he filled in for the injured Trevor Pryce, seeing action in all 16 games with a **career-best 13 starts**, and posted a **career-high 58 tackles** (30 solo), his **1st-career sack** and his **1st-career INT** in 2007.

**2007:** Filled in for the injured Trevor Pryce, seeing action in all 16 games, including a **career-high 13 starts**, and posted a **career-high 58 tackles** (30 solo), his **1st-career sack** and his **1st-career INT**...**2007 SEASON HIGHLIGHTS:** Started and posted 6 tackles and a PD in **game 15 at Sea. (12/23)**...Tied for DL lead with 5 tackles and 2 QB hits in **game 13 vs. Ind. (12/9)**...Started and netted 6 tackles and a QB hit in **game 11 at SD (11/25)**...Saw action off the bench and netted 6 tackles, including his **1st-career sack** (-8 yards) in **game 7 at Buf. (10/21)**... Started and posted 5 tackles (4 solo) and his **1st-career INT**, which was part of a **Ravens' franchise single-game-record 5 INTs** in the 22-3 win in **game 6 vs. STL (10/14)**...Started and had 5 tackles and 2 QB hits, helping hold the 49ers to 49 rushing yards and 6 total 1st downs in the win in **game 5 at SF (10/7)**.

**2006:** Saw action in 8 games, posting 12 tackles and 1 PD for the season...**2006 SEASON HIGHLIGHTS:** Saw action in his **1st-career playoff game** on special teams and from scrimmage, but did not record a tackle in the **Divisional Playoff game vs. Ind. (1/13/07)**...Subbed and had 2 tackles in the 31-7 win in **game 15 at Pit. (12/24)** Saw action off the bench and netted 2 solo tackles in the 27-17 win in **game 14 vs. Cle. (12/17)**...Subbed on the D-line and had 2 tackles, 1 PD and 1 QB hit in the 20-10 victory in **game 13 at KC (12/10)**...Saw action off the bench and netted 2 tackles in **game 12 at Cin. (11/30)**...Was a game-day inactive in **games 7-11**...Was inactive in **games 3-5**.

**2005:** Saw action in 12 games in 2005, recording a **career-high 38 tackles**, including 23 solo in 2005...**2005 SEASON HIGHLIGHTS:** Saw action from scrimmage and posted a **career-high 8 tackles** (5 solo), including 1 TFL as he **started his 1st-career game** in **game 13 at Den. (12/11)**...Played from scrimmage and posted 5 tackles (3 solo) in the 16-15 win in **game 12 vs. Hou. (12/4)**...Recorded 5 tackles (4 solo) in **game 8 vs. Cin. (11/6)**...Saw his 1st action of 2005 in **game 4 at Det. (10/9)** and responded with 7 tackles...Was a game-day inactive in **games 1-3**.

**2004:** Saw action in 4 games as a rookie after being selected in the 2nd round (51st overall) in the 2004 draft...Saw 1st action in career and recorded 2 tackles, 1 solo in **game 1 at Cle. (9/12)**...Totaled 4 tackles for the year...**2004 SEASON HIGHLIGHTS:** Saw action off the bench, but did not record a tackle in the 30-23 victory in the **season finale vs. Mia. (1/2/05)**...Was a game-day inactive in **games 12-15**...Saw action off the bench, but did not record a tackle in **game 11 at NE (11/28)**...Was a game-day inactive in **games 6-10**...Saw action off the bench and had 2 tackles in **game 5 at Was. (10/10)**...Was a game-day inactive in **games 2-4**...Saw action in his **1st-career game** and recorded 2 tackles, 1 solo in **game 1 at Cle. (9/12)**.

**COLLEGE:** Two-time All-Pac 10 Conference selection who recorded 159 tackles (88 solo) and 12.5 sacks (-93 yards)...A mainstay of the Beavers' DL since his sophomore year...Started 36 of 48 games...Registered 8 QB pressures, 3 FRs, 2 FFs and 3 PD while a Beaver...Beavers co-captain as a senior...Graduated in 2003 from Oregon State with a degree in business administration (3.1 GPA).

**PERSONAL:** Played 3 positions at Columbus (MT) HS...Three-year starter on offense and defense...A 3-year All-Conference pick on offense and defense and a 2-year All-State selection as a LB on defense and a FB his senior year...Selected as an All-League TE as a sophomore and junior...Chosen to play in the Montana-North Dakota All-Star game and Montana East-West Shrine game...Two-year starter in basketball and 3-year letterman averaging 20 points a game as a junior and over 22 points a game as a

# 93 DWAN EDWARDS

senior...Double-digit rebounder...Named 1st-team All-League and All-State pick those years...Participated in track and field, placing 3rd in the district in shot put and 4th in the discus...Class president 3 years and member of the National Honor Society...Earned a 3.7 GPA... Visited with fans at several Ravens Nests meetings...Supported high school students at an American Red Cross Blood Drive in 2005... Dwan participated in the 4th annual Big Ed's Band Luau in 2006, which benefits former Raven Edwin Multitalo's charitable arm, Big Ed's Band Foundation, helping to provide musical instruments to underprivileged schools and

students...Also took part in the annual Gridiron Halloween party benefiting Goodwill Industries of the Chesapeake in Oct. 2006...Visited William Winchester Elementary school on 4/18/06 to speak with students about the importance of education...Dwan participated as an instructor in the Art Monk Football Camp, teaching youth the fundamentals of football in July 2007...Participated in Babe Ruth's Birthday Bash in Feb. 2008 at the Sports Legends Museum in downtown Baltimore...Dwan and his wife, Kelsey, have a daughter, Kaitlin (8) a son, Dwan (4) and Ana Grace, born 4/24/08...Full

### 2007 Game-by-Game Stats

Ravens									
Date/Opp.	TT	Solo	AS	INT	FF	FR	Sacks	PD	
9/10 @ Cin.	1	0	1	0-0	0	0	0-0	0	
9/16 vs. NYJ	3	2	1	0-0	0	0	0-0	0	
9/23 vs. Ari.	1	0	1	0-0	0	0	0-0	0	
9/30 @ Cle.	3	2	1	0-0	0	0	0-0	0	
10/7 @ SF	5	2	3	0-0	0	0	0-0	0	
10/14 vs. STL	5	4	1	1-1	0	0	0-0	0	
10/21 @ Buf.	6	2	4	0-0	0	0	1-8	0	
11/5 @ Pit.	4	3	1	0-0	0	0	0-0	0	
11/11 vs. Cin.	3	2	1	0-0	0	0	0-0	0	
11/18 vs. Cle.	1	0	1	0-0	0	0	0-0	0	
11/25 @ SD	6	3	3	0-0	0	0	0-0	0	
12/3 vs. NE	1	0	1	0-0	0	0	0-0	0	
12/9 vs. Ind.	5	3	2	0-0	0	0	0-0	0	
12/16 @ Mia.	6	3	3	0-0	0	0	0-0	0	
12/23 @ Sea.	6	3	3	0-0	0	0	0-0	1	
12/30 vs. Pit.	2	1	1	0-0	0	0	0-0	0	
<b>Totals</b>	<b>58</b>	<b>30</b>	<b>28</b>	<b>1-1</b>	<b>0</b>	<b>0</b>	<b>1-8</b>	<b>1</b>	

### 2005 Game-by-Game Stats

Ravens									
Date/Opp.	TT	Solo	AS	INT	FF	FR	Sacks	PD	
9/11 vs. Ind.				INACTIVE					
9/18 @ Ten.				INACTIVE					
10/2 vs. NYJ				INACTIVE					
10/9 @ Det	7	2	5	0-0	0	0	0-0	0	
10/16 vs. Cle.	4	3	1	0-0	0	0	0-0	0	
10/23 @ Chi.	2	2	0	0-0	0	0	0-0	0	
10/31 @ Pit.	2	1	1	0-0	0	0	0-0	0	
11/6 vs. Cin.	5	4	1	0-0	0	0	0-0	0	
11/13 @ Jax.	0	0	0	0-0	0	0	0-0	0	
11/20 vs. Pit.	0	0	0	0-0	0	0	0-0	0	
11/27 @ Cin.	0	0	0	0-0	0	0	0-0	0	
12/4 vs. Hou.	5	3	2	0-0	0	0	0-0	0	
12/11 @ Den.	8	5	3	0-0	0	0	0-0	0	
12/19 vs. G.B.				INACTIVE					
12/25 vs. Min.	2	1	1	0-0	0	0	0-0	0	
1/1/06 @ Cle.	3	2	1	0-0	0	0	0-0	0	
<b>Totals</b>	<b>38</b>	<b>23</b>	<b>15</b>	<b>0-0</b>	<b>0</b>	<b>0</b>	<b>0-0</b>	<b>0</b>	

### 2006 Game-by-Game Stats

Ravens									
Date/Opp.	TT	Solo	AS	INT	FF	FR	Sacks	PD	
9/10 @ TB	1	1	0	0-0	0	0	0-0	0	
9/17 vs. Oak.	2	1	1	0-0	0	0	0-0	0	
9/24 @ Cle.				INACTIVE					
10/1 vs. SD				INACTIVE					
10/9 @ Den.				INACTIVE					
10/15 vs. Car.	0	0	0	0-0	0	0	0-0	0	
10/29 @ NO				INACTIVE					
11/5 vs. Cin.				INACTIVE					
11/12 @ Ten.				INACTIVE					
11/19 vs. Atl.				INACTIVE					
11/26 vs. Pit.				INACTIVE					
11/30 @ Cin.	2	1	1	0-0	0	0	0-0	0	
12/10 @ KC	2	1	1	0-0	0	0	0-0	1	
12/17 vs. Cle.	2	2	0	0-0	0	0	0-0	0	
12/24 @ Pit.	2	1	1	0-0	0	0	0-0	0	
12/31 vs. Buf.	1	0	1	0-0	0	0	0-0	0	
<b>Totals</b>	<b>12</b>	<b>7</b>	<b>5</b>	<b>0-0</b>	<b>0</b>	<b>0</b>	<b>0-0</b>	<b>1</b>	
<b>Playoffs</b>									
1/13/07 vs. Ind.	0	0	0	0-0	0	0	0-0	0	
<b>Totals</b>	<b>0</b>	<b>0</b>	<b>0</b>	<b>0-0</b>	<b>0</b>	<b>0</b>	<b>0-0</b>	<b>0</b>	

### 2004 Game-by-Game Stats

Ravens									
Date/Opp.	TT	Solo	AS	INT	FF	FR	Sacks	PD	
9/12 @ Cle.	2	1	1	0-0	0	0	0-0	0	
9/19 vs. Pit.				INACTIVE					
9/26 @ Cin.				INACTIVE					
10/4 vs. KC				INACTIVE					
10/10 @ Was.	2	0	2	0-0	0	0	0-0	0	
10/24 vs. Buf.				INACTIVE					
10/31 @ Phi.				INACTIVE					
11/7 vs. Cle.				INACTIVE					
11/14 @ NYJ				INACTIVE					
11/21 vs. Dal.				INACTIVE					
11/28 @ NE	0	0	0	0-0	0	0	0-0	0	
12/5 vs. Cin.				INACTIVE					
12/12 vs. NYG				INACTIVE					
12/19 @ Ind.				INACTIVE					
12/26 @ Pit.				INACTIVE					
1/2/05 vs. Mia.	0	0	0	0-0	0	0	0-0	0	
<b>Totals</b>	<b>4</b>	<b>1</b>	<b>3</b>	<b>0</b>	<b>0</b>	<b>0</b>	<b>0</b>	<b>0</b>	

# 93 DWAN EDWARDS

# 93 DWAN EDWARDS

## REGULAR SEASON

Year	Team	GP	GS	TACKLES				SK	Yards	INTERCEPTIONS				FUMBLES			
				TT	Solo	Asst	Yds			No	Yds	Lg	TDs	PD	FF	FR	Yds
2004	Baltimore	4	0	4	1	3	0	0	0	0	0	0	0	0	0	0	0
2005	Baltimore	12	1	38	23	15	0	0	0	0	0	0	0	0	0	0	0
2006	Baltimore	8	0	12	7	5	0	0	0	0	0	0	1	0	0	0	0
2007	Baltimore	16	13	58	30	28	1	8	1	1	1	0	1	0	0	0	0
<b>Totals</b>		<b>40</b>	<b>14</b>	<b>112</b>	<b>61</b>	<b>51</b>	<b>1</b>	<b>8</b>	<b>1</b>	<b>1</b>	<b>1</b>	<b>0</b>	<b>2</b>	<b>0</b>	<b>0</b>	<b>0</b>	<b>0</b>

## CAREER SINGLE-GAME HIGHS (regular season)

**Total Tackles:**

8 (12/11/05 at Den.)

**Sacks:**

1 (10/21/07 @ Buf.)

**Forced Fumbles:**

None

**Passes Defensed:**

1 2 times (last: 12/23/07 at Sea.)

**Solo Tackles:**

5 (12/11/05 at Den.)


**INTs:**

1 (10/14/07 vs. STL)


**Fumble Recoveries:**

None

# 93 DWAN EDWARDS



*Defensive Tackle Dwan Edwards filled in for the injured Trevor Pryce in 2007 and started 13 of 16 games. Against Buffalo, Dwan posted his 1st-career sack (-8 yards), and against St. Louis, his 1st-career interception.*



# 16

## Wide Receiver/RS – 2 Seasons

### YAMON FIGURS

**HT: 5-11**

**WT: 180**

**COLLEGE: KANSAS STATE**

**HS: WESTWOOD (FORT PIERCE, FL)**

**BORN: 1/10/82, FORT PIERCE, FL**

**JOINED RAVENS: DRAFT 3A (74TH), 2007**

**GAMES PLAYED/STARTED:** (2007, 14/0)  
**Total 14/0**

**TRANSACTIONS:** Yamon Figurs was the 74th selection (3rd round) of the 2007 NFL Draft.

**PRO:** Explosive athlete with great speed and acceleration...Named to the *Pro Football Weekly/Professional Football Writers of America's All-Rookie Team* in 2007 when he played in 14 games and averaged 24.7 yards per KOR (46 for 1,138 yards), including a **94-yard return for a TD**, the 3rd-longest in franchise history...His KOR for a TD was the 1st for the Ravens since 1998...His 1,138 KOR yards is the 2nd-most in team history...Returned 16 punts for 171 yards (10.7 avg.), including a **career-long 75-yard TD return** (game 3 vs. Ari)...He is the 1st Raven with a PR-TD and KOR-TD in the same season.

**2007:** Named to the *Pro Football Weekly/Professional Football Writers of America's All-Rookie Team*, when he played in 14 games as a rookie and averaged 24.7 yards per KOR (46 for 1,138 yards), including a 94-yard return for a TD, the 3rd-longest in franchise history...His KOR for a TD was the 1st for the Ravens since 1998...Returned 16 punts for 171 yards (10.7 avg.), including a **career-long 75-yard TD return** (game 3 vs. Ari)...He became the 1st Raven with a PR-TD and KOR-TD in the same season...Figurs also had 1 reception for 36 yards and a 1st down on the year...**2007 SEASON HIGHLIGHTS:** Recorded his **1st-career reception** (36 yards), good for a 1st down and returned 2 punts for 15 yards and 1 kick for 14 yards in **game 14 at Mia. (12/16)**...Averaged 28.0 yards per KOR, running 7 back for 196 yards including a **career-long 94-yarder** returned for a TD in **game 13 vs. Ind. (12/9)**...Figurs 196 KOR yards are the 2nd-highest total in Ravens single-game history, and his 94-yard return for a TD is the 3rd-longest in franchise history...His KOR for a TD was the 1st for the Ravens since 1998...He also became the **1st Raven in franchise history with a PR-TD and KOR-TD in the same season**...Had 5 KORs for 104 yards (20.8 avg.) and averaged 17.5 yards per punt return (2 for 35 yards), including a long of 33 in **game 12 vs. NE (12/3)**...Returned 6 KOs for 152 yards, including a long

of 57, which set up the Ravens' 1st TD, in **game 11 at SD (11/25)**...Earned **AFC Special Teams Player of the Week** honors, returning 2 punts for 75 yards, including a **career-long 75-yarder** for his **1st-career TD** in the 2nd quarter of the 26-23 win in **game 3 vs. Ari. (9/23)**...It was the 2nd punt returned for a TD for the Ravens in '07, following Ed Reed's PR-TD in week 1 against the Bengals...Figurs also had 2 KORs for 64 yards (32.0 avg.) against the Cardinals...**Played in his 1st-career game** and had 2 KORs for 89 yards (44.5 avg.), with a long of 61 in **game 2 vs. NYJ (9/16)**...Also had 3 punt returns for 20 yards with a long of 16.

**COLLEGE:** One of the nation's premier return specialists and a dangerous deep threat during his 3-year career at Kansas State...Earned **1st-team All-Big 12** honors as a return specialist...He played in 34 games, starting 29 at WR...Finished his career with 73 catches for 1,144 yards to rank 18th in K-State's career receiving yards...Also posted 5 rushes for 79 yards...Registered 48 punt returns for 553 yards and 21 kickoff returns for 499 yards and finished ranked 7th in career KOR average (23.8)...Figurs totaled 2,275 career all-purpose yards during his career...Finished 5th in career punt returns (48) and yards (553), 6th in PR average (11.5 avg.) and 6th in career PR TDs (2)...Scored 11 TDs during his career (6 receiving, 2 rushing, 2 PRs and 1 KOR)...Figurs also tallied 19 tackles and 3 FRs on special teams as one of the Big 12's top performers on coverage units...Earned **1st-team All-Big 12** honors as a return specialist and **honorable mention** honors at WR from the league's coaches as a senior...Also a **1st-team All-Big 12** selection by the *Houston Chronicle* and an **honorable mention** choice by the *Associated Press*...Started and played in 12 of K-State's 13 games during his senior campaign...Was selected to play in the Hula Bowl All-Star Game in Honolulu...Top performances came against Texas when he posted a career-high 123 receiving yards and 2 TDs...Also had a 52-yard PR that set up a score against the Longhorns, en route to earning **Big 12 Special Teams Player of the Week** honors...Earned K-State's "Shorty" Kleinau Award, which represents loyalty, hard work and commitment...Earned All-Jayhawk Conference honor-



# 16 YAMON FIGURS

able mention at wideout as a redshirt freshman in 2003 at Garden City (KS) Community College...Received his bachelor's degree in social science at Kansas State in Dec. 2006.

**PERSONAL:** Attended Westwood (Fort Pierce, FL) HS, where he was a 3-year-starter...Earned All-Conference and All-Area honors as a senior...Also lettered in track and field and basketball...Ran an 11.01 into a stiff headwind to place 2nd in the 100-meter dash at the 2001 Florida State 2A meet...In Sep. 2007, Yamon participated in the United Way Extreme Makeover Challenge, teaming with Baltimore area businesses to make over 6 classrooms in a local YMCA childcare facility...In Oct. 2007, Yamon participated in *A Purple Evening*, a night that included football basics, autographs and fan forums at M&T Bank Stadium...Also joined Ravens' director of college scouting, Eric

DeCosta, at ESPN Zone for a Q&A session and a meet and greet for fans...Visited kids at A Small World Child Care Center to talk about the importance of playing a role in bettering the community...Participated in the inaugural billiards tournament, benefiting Carsons scholars fund, which raises money for children's education...Figurs teamed with the Baltimore City Police Department to distribute coats to men in need at the Helping Up Mission in Baltimore and joined youth at a group home in Baltimore (for Thanksgiving), both in Nov. 2007... Attended the annual ESPN Zone Holiday party to celebrate the holiday season with youth from the Police Athletic League in Dec. 2007...Played football with youth at Camp Shoresh in May 2008...Name is pronounced: YA-mahn Figurs... Full name: Yamon Figurs.

## 2007

### Game-by-Game Ravens

#### KICKOFF RETURNS

Date/Opp.	No.	Yds.	Avg.	LG	TD	No.	FC	Yds	Avg.	LG	TD	No.	Yds.	Avg.	LG	TD
9/10 @ Cin.																
9/16 vs. NYJ	2	89	44.5	61	0	3	0	20	6.7	16	0	0	0	0	0	0
9/23 vs. Ari.	2	64	32.0	35	0	2	1	75	37.5	75t	1	0	0	0	0	0
9/30 @ Cle.	4	94	23.5	27	0	1	0	8	8.0	8	0	0	0	0	0	0
10/7 @ SF	0	0	0	0	0	0	1	0	0.0	0	0	1	-1	-1.0	-1	0
10/14 vs. STL	1	54	54.0	54	0	0	2	0	0.0	0	0	0	0	0.0	0	0
10/21 @ Buf.	3	58	19.3	31	0	3	0	5	1.7	5	0	0	0	0.0	0	0
11/5 @ Pit.	3	71	23.7	33	0	0	0	0	0.0	0	0	0	0	0.0	0	0
11/11 vs. Cin.																
11/18 vs. Cle.	5	120	24.0	30	0	0	0	0	0.0	0	0	0	0	0.0	0	0
11/25 @ SD	6	152	25.3	57	0	0	1	0	0.0	0	0	0	0	0.0	0	0
12/3 vs. NE	5	104	20.8	38	0	2	1	35	17.5	33	0	0	0	0.0	0	0
12/9 vs. Ind.	7	196	28.0	94t	1	1	1	0	0.0	0	0	0	0	0.0	0	0
12/16 @ Mia.	1	14	14.0	14	0	2	1	15	7.5	11	0	0	0	0.0	0	1
12/23 @ Sea.	6	122	20.3	39	0	1	1	16	16.0	16	0	0	0	0.0	0	0
12/30 vs. Pit.	1	0	0.0	0	0	1	0	-3	-3.0	-3	0	0	0	0.0	0	0
<b>Totals</b>	<b>46</b>	<b>1,138</b>	<b>24.7</b>	<b>94t</b>	<b>1</b>	<b>16</b>	<b>9</b>	<b>171</b>	<b>10.7</b>	<b>75t</b>	<b>1</b>	<b>1</b>	<b>-1</b>	<b>-1.0</b>	<b>-1</b>	<b>0</b>

## REGULAR SEASON

### KICKOFF RETURNS

Year	Team	GP	GS	No.	Yds.	Avg.	LG	TD
2007	Baltimore	14	0	46	1,138	24.7	94t	1
<b>Totals</b>		<b>14</b>	<b>0</b>	<b>46</b>	<b>1,138</b>	<b>24.7</b>	<b>94t</b>	<b>1</b>

### PUNT RETURNS

Year	Team	GP	GS	No.	FC	Yds.	Avg.	LG	TD
2007	Baltimore	14	0	16	9	171	10.7	75t	1
<b>Totals</b>		<b>14</b>	<b>0</b>	<b>16</b>	<b>9</b>	<b>171</b>	<b>10.7</b>	<b>75t</b>	<b>1</b>

## CAREER SINGLE-GAME HIGHS (regular season)

### KO Returns

#### Returns:

7 (12/9/07 vs. Ind.)

#### Yardage:

196 (12/9/07 vs. Ind.)

#### Long:

94t (12/9/07 vs. Ind.)

#### Touchdowns:

1 (12/9/07 vs. Ind.)

### Punt Returns

#### Returns:

3 2 times (last: 10/21/07 at Buf.)

#### Yardage:

75 (9/23/07 vs. Ari.)

#### Long:


75t (9/23/07 vs. Ari.)

#### Touchdowns:

1 (9/23/07 vs. Ari.)

**Additional Statistics:** Has 1 career pass reception (12/16/07 @ Mia.) for 36 yards and 1 career rush (10/7/07 @ SF) for -1 yards.

# 16 YAMON FIGURS



71

## JARED GAITHER

HT: 6-9

WT: 330

COLLEGE: MARYLAND

HS: ELEANOR ROOSEVELT (GREENBELT, MD)

BORN: 3/18/86, WHITE PLAINS, MD

JOINED RAVENS: SUPPLEMENTAL DRAFT 5TH, 2007

**GAMES PLAYED/STARTED:** (2007, 6/2)  
**Total 6/2**

**TRANSACTIONS:** Gaither was selected by Baltimore with the 31st selection in the 5th round of the 2007 supplemental draft...Joined the Ravens with 2 years of college eligibility remaining.


**PRO:** Talented, powerful offensive tackle who possesses an ideal combination of size and athleticism...Saw action in 6 games, starting 2 as a rookie in 2007 and helped protect Ravens QBs, allowing them time to complete a *franchise-record 341 passes* (61.2%) for 3,308 yards.

**2007:** Saw action in 6 games, starting 2 as a rookie...Was 1 of 3 Ravens rookies to start along the O-line for the Ravens (most in the NFL) in 2007...Helped protect Ravens QBs, allowing them time to complete a *franchise-record 341 passes* (61.2%) for 3,308 yards and helped open holes, allowing the Ravens to rush for 1,797 yards and 11 TDs...**2007 SEASON HIGHLIGHTS:** Saw action at LT (Jonathan Ogden, toe/foot and Adam Terry, ankle), helping the Ravens to average 4.6 yards per carry in **game 8 at Pit. (11/5)**...Started at LT and the Ravens rushed for 127 yards and a TD, averaging 5.3 yards per carry in **game 7 at Buf. (10/21)**...*Started his 1st-career game* at LT (injuries to Jonathan Ogden and Adam Terry) and helped protect Kyle Boller, paving the way for 6 scoring drives in the 22-3 win in **game 6 vs. STL (10/14)**...*Saw action in his 1st NFL game* at LT after starting tackle Adam Terry injured his ankle in the 2nd quarter...Helped protect QB Steve McNair, allowing him to complete 67.4% of his passes for 214 yards and 0 INTs in the win in **game 5 at SF (10/7)**...Was active, but did not play in **games 1-4**.

**COLLEGE:** Started 17 of his final 21 games at Maryland...In 1,101 career plays in college, Gaither allowed only 1.5 sacks...Made at least 1 TD-resulting block in 12 of the 17 games he started for Maryland...In 24 games, he registered 76 key blocks, including 40 knockdowns and 15 TD-resulting blocks...Played in 12 games, including 9 starts at RT as a sophomore (2006)...Part of an OL that allowed just 19 sacks (2nd-lowest total in the ACC) and paved

the way for RBs Keon Lattimore and Lance Ball to rush for over 700 yards each for the season...Burst on to the scene as a freshman, earning 3rd team Freshman All-American by *College Football News* honors and honorable mention by *The Sporting News*...Saw action in 38 plays, helping the Terps post a season-high 429 yards of total offense vs. Purdue in the 2007 Champs Sports Bowl...Was a member of the 2006 preseason watch list for the Outland Trophy...Was also a consensus preseason All-ACC choice...Third-team Freshman All-American by *College Football News* and honorable mention by *The Sporting News*, seeing action in all 11 games, starting 8 at LT as a freshman in 2005...Did not allow a sack and was only whistled for 2 penalties in 583 plays...Finished the season with a 1.122 grade, 2nd-highest on the team.

**PERSONAL:** Started every game at RT and was rated as the No. 3 prep school prospect in the nation by Rivals.com out of Hargrave Military Academy (Chatham, VA)...Played just 1 season of football at Eleanor Roosevelt (Greenbelt, MD) HS, starting on the DL...Played basketball for 3 years, participating in football for the 1st time as a senior...Played DT and TE for one of the top teams in the state...Recorded 89 tackles, including 9 sacks, and 1 FF while batting down 4 passes at the line of scrimmage...Was primarily a blocking TE, but finished the season with 3 receptions for 93 yards and a pair of TDs...Ranked as the 36th-best DT in the nation by Rivals.com...Was an honorable mention All-Met selection by the Washington Post, a *SuperPrep* All-American and Mid-Atlantic all-region pick and a *PrepStar* honorable mention selection...Was also selected to play for Maryland in the Super 44 All-Star game...Was 1st team all-league and all-county...Helped lead his team to a 12-1 record in 2003 (only loss came in 4A state semifinals)...Lettered 3 years in basketball...Was a major D-I recruit in basketball and had verbally committed to South Carolina in hoops before deciding to play football...Along with teammate P.J. Daniels, Jared spoke to 5th grade students at Woodholme Elementary in May 2008...Full name: Jared Dwight Gaither.



# 63

## Defensive Tackle — 3 Seasons

# AMON GORDON

**HT:** 6-2

**WT:** 305

**COLLEGE:** STANFORD

**HS:** MIRA MESA (SAN DIEGO, CA)

**BORN:** 10/31/81, SAN DIEGO, CA

**JOINED RAVENS:** FREE AGENT, 2007

**GAMES PLAYED/STARTED:** (2004, 6/0); (2005, 1R); (2006, PS); (2007, 1/0) **Total 7/0**

**TRANSACTIONS:** Amon Gordon re-signed with the Ravens on 2/17/08...Signed to the Ravens' active roster from their practice squad on 12/8/07...Signed to Baltimore's practice squad on 11/21/07...Waived by the Denver Broncos on 11/7/07...Signed (reserve/future) by the Broncos on 11/16/07...Signed to the Broncos' practice squad on 9/4/06...Waived by Denver on 9/3/06...Claimed by the Cleveland Browns on 3/22/06...Waived by Cleveland on 3/17/06...Placed on Injured Reserve (knee) on 9/4/05...Originally drafted by the Browns in the 5th round (161st overall) in the 2004 NFL Draft.

**PRO:** Big, athletic lineman who can play both the defensive tackle and end positions...Has NFL game experience, playing in 7 games, posting 13 tackles, including 8 solo.

**2007: (with Baltimore)** Played in 1 game and posted 3 tackles after signing with the Ravens on 11/21...**2007 SEASON HIGHLIGHTS:** Was a game-day inactive in **games 14-16**...Subbed and posted 3 tackles (2 solo) in **game 13 vs. Ind. (12/9)**.

**2006: (with Denver)** Spent the entire season on the Broncos' practice squad after playing in all 4 preseason games.

**2005: (with Cleveland)** Spent the entire season

on Injured Reserve with Cleveland after suffering a knee injury.

**2004: (with Cleveland)** Saw action in 6 games, posting 10 tackles, including 6 solo as a rookie...**2004 SEASON HIGHLIGHTS:** Posted 2 tackles against the Dolphins in the **season finale at Hou. (1/2/05)**...Saw action from scrimmage and recorded 2 tackles in **game 15 at Mia. (12/26)**...**Tied a career high with 3 tackles in game 14 vs. SD (12/19)**...Established a career high with 3 tackles, including 2 solo in **game 13 at Buf. (12/12)**...Saw his **1st-career NFL action** and had a special teams tackle in **game 4 vs. Was. (10/3)**.

**COLLEGE:** Played in 35 games, with 18 starts at Stanford...Moved from DE to DT as a senior...Recorded 71 tackles (43 solo) and 7 sacks (-90 yards), 6 PD, 3 FRs, 2 FFs and 2 blocked kicks as a Cardinal...As a junior (1st year as a starter), Gordon led the team with 4 sacks and was 2nd on the team with 7 TFL...Also played LB during his career at Stanford.

**PERSONAL:** Was a consensus prep All-American as a RB and LB at Mira Mesa (San Diego, CA) HS...Gordon rushed for 1,353 yards and 19 TDs as a RB and posted 107 tackles, 5 sacks, 4 FFs, 4 blocked kicks and 2 INTs as a LB his senior season, en route to being named 1st-team All-State and league offensive MVP...Full name: Amon Cedric Gordon.

### REGULAR SEASON

Year	Team	GP	GS	TACKLES				Yards	INTERCEPTIONS				FUMBLES				
				TT	Solo	Asst	SK		No	Yds	Lg	TDs	PD	FF	FR	Yds	
2004	Cleveland	6	0	10	6	4	0	0	0	0	0	0	0	0	0	0	0
2005	Cleveland	INJURED RESERVE - KNEE															
2006	Denver	0	0	0	0	0	0	0	0	0	0	0	0	0	0	0	0
2007	Baltimore	1	0	3	2	1	0	0	0	0	0	0	0	0	0	0	0
<b>Totals</b>		<b>7</b>	<b>0</b>	<b>13</b>	<b>8</b>	<b>5</b>	<b>0</b>	<b>0</b>	<b>0</b>	<b>0</b>	<b>0</b>	<b>0</b>	<b>0</b>	<b>0</b>	<b>0</b>	<b>0</b>	<b>0</b>

### CAREER SINGLE-GAME HIGHS (regular season)

**Total Tackles:**

3 (2 times (last: 12/19/04 vs. SD))

**Sacks:**

None

**Forced Fumbles:**

None

**Passes Defensed:**

None

**Solo Tackles:**

3 (12/19/04 vs. SD)

**INTs:**

None

**Fumble Recoveries:**

None

## 63 AMON GORDON

33

JUSTIN  
GREEN

HT: 5-11

WT: 250

COLLEGE: MONTANA

HS: UNIVERSITY OF SAN DIEGO (CA)

BORN: 4/30/82, SAN DIEGO

JOINED RAVENS: DRAFT 5 (185TH), 2005

**GAMES PLAYED/STARTED:** (2005, 12/4); (2006, 12/3); (2007, 15/0) **Total 39/7**

**TRANSACTIONS:** Justin Green re-signed by the Baltimore Ravens (restricted free agent) on 3/18/08...Originally selected with the 158th overall pick (5th round) of the 2005 NFL Draft.

**PRO:** Savvy veteran who plays with good technique and has a strong presence on special teams...Has seen action in 39 games as a Raven, starting 7...Entering 2008, Green has totaled 13 receptions for 65 yards and 5 carries for 4 yards in his career...Finished 3rd on the team with a **career-high 19 special teams tackles** in 2007...First player selected out of Montana by the Ravens.

**2007:** Played in 15 games, posting 1 reception for 6 yards and finished 3rd on the team with a **career-high 19 special teams tackles**...**2007 SEASON HIGHLIGHTS:** Pulled in a reception for 10 yards (good for a 1st down), and saw action on special teams, but did not record a tackle in the 27-21 win in the **season finale vs. Pit. (12/30)**...Netted 2 special teams tackles in **game 14 at Mia. (12/16)**...Netted a special teams tackle and played from scrimmage in **game 13 vs. Ind. (12/9)**...Saw action on special teams, posting 3 tackles in **game 12 vs. NE (12/3)**...Saw action on special teams and led the team with 4 tackles in **game 7 at Buf. (10/21)**...Saw action off the bench from scrimmage and on special teams in the 20-13 win in **game 2 vs. NYJ (9/16)**...Subbed from scrimmage (1 reception for 6 yards) and played on special teams (1 solo tackle) in **game 1 at Cin. (9/10)**.

**2006:** Played in 12 games, starting 3, finishing the season with 4 receptions for 17 yards before being placed on Injured Reserve (knee) on 12/4/06...**2006 SEASON HIGHLIGHTS:** Subbed and did not have a carry before leaving the game in the 3rd quarter with a knee injury in **game 12 at Cin. (11/30)**...Subbed and help pave the way for the Ravens to rush for 103 yards, including 91 and a career-high-tying 3 TDs by Jamal Lewis in the 24-10 win in **game 10 vs. Atl. (11/19)**...Started at FB and caught 1 pass for a **career-long 12 yards** (good for a 1st down) and posted 1 special teams tackle in **game 6 vs. Car. (10/15)**...Saw action at FB, helping the Ravens to average 4.1 yards per carry (25 att. for 103 yards) in **game 5 at Den. (10/9)**...Also

played on special teams against the Broncos...Started at FB in the **season opener at TB (9/10)** and helped pave the way for the Ravens to rush for 103 yards and a TD...Also hauled in 1 pass for 2 yards and 1 special teams tackle against the Bucs.

**2005:** Saw action in 12 games, starting 4 at FB as a rookie despite missing 3 games and being slowed in the final 2 games of the season after wrist surgery...Helped pave the way for the Ravens to rush for 1,605 yards...Green also carried the ball 5 times and pulled in 7 receptions...**2005 SEASON HIGHLIGHTS:** Was inactive (wrist surgery) in **games 12-14**...Started and helped pave the way for Jamal Lewis to rush for 113 yards on 23 carries (4.9 ypc) in **game 11 at Cin. (11/27)**...Also had 1 reception for 7 yards (good for a 1st down)...Carried the ball 5 times for 4 yards and converted a 2-point conversion against the Bengals...Started and pulled in 3 receptions for 8 yards and helped pave the way for the Ravens to rush for 104 yards in the 16-13 OT win in **game 10 vs. Pit. (11/20)**...**Started his 1st-career game** and pulled in 1 reception for 7 yards in **game 7 at Pit. (10/31)**...Saw action from scrimmage, catching a pass for 8 yards (his 1st-career reception) and played on special teams, recording 1 solo tackle in **game 6 at Chi. (10/23)**...Played both from scrimmage and on special teams in **game 1 vs. Ind. (9/11)**...Did not have a rushing attempt or a reception, but did return 1 kick for 10 yards against the Colts.

**COLLEGE:** Played in 27 games at Montana, starting 20...Rushed 412 times for 1,784 yards (4.3 avg) and 22 TDs...Caught 15 passes for 93 yards (6.2 avg)...Attended San Diego Mesa College before transferring to Montana...Honorable mention All-Big Sky Conference selection as a senior at Montana...Gained 638 yards and rushed for 8 TDs on 160 carries (4.0 avg)...Played in 14 games and started 11 (missed the Northwestern State 1st-round playoff game with an injury)...Had 9 receptions for 68 yards...Selected Montana's Golden Helmet Award winner, given annually to the team's "hardest hitter," and was only the 4th offensive player to receive the award (since its inception in 1967)...Voted the Big Sky Conference "Newcomer of the Year" by the league coaches...Played in 13 games...His 1,146 rushing yards on 252 carries ranked him 4th in Grizzly



# 33 JUSTIN GREEN

single-season history...His 14 total TDs led the Big Sky and tied for the 4th-most in Montana single-season history...His 84 points ranked 5th (tied) in the Big Sky and were the 8th-most (tied) in single-season history at UM...Received Montana's Terry Dillon Award, given annually to the team's "outstanding back"...Second-team All-Big Sky Conference selection...Was team captain, voted "Best Back," and co-MVP as a sophomore at San Diego Mesa College...Second-ranked rusher in league with 874 yards and 7 TDs...Named a *JC Gridwire* honorable mention All-American...Redshirted as a freshman in 2001...Was a sociology major at Montana.

**PERSONAL:** A standout RB at the University

of San Diego (CA) HS where he rushed for 5,397 career yards, the most in San Diego County history...Rushed for 57 career TDs...First team All-CIF as a junior and senior...Was a *USA Today* honorable mention All-American...Team captain in football...As a senior, he was selected MVP of the CIF title game when he rushed for 252 yards and 3 scores...Chosen league MVP as a junior and senior, and "Outstanding Back" both seasons...Earned 3 letters in football and 2 in basketball...Green's junior hoops team won the state championship, and one of the key players was current NBA player Luke Walton...In Sep. 2005, Green visited Living Classrooms in Baltimore and spoke to middle school students, toured the facility and worked with participants in the

## 2007 Game-By-Game

### Ravens

Date/Opp.	RUSHING					RECEIVING				
	No	Yds	Avg	LG	TD	No	Yds	Avg	LG	TD
9/10 @ Cin.	0	0	0.0	0	0	1	6	6.0	6	0
9/16 vs. NYJ	0	0	0.0	0	0	0	0	0.0	0	0
9/23 vs. Ari.	ACTIVE, DID NOT PLAY									
9/30 @ Cle.	0	0	0.0	0	0	0	0	0.0	0	0
10/7 @ SF	0	0	0.0	0	0	0	0	0.0	0	0
10/14 vs. STL	0	0	0.0	0	0	0	0	0.0	0	0
10/21 @ Buf.	0	0	0.0	0	0	0	0	0.0	0	0
11/5 @ Pit.	0	0	0.0	0	0	0	0	0.0	0	0
11/11 vs. Cin.	0	0	0.0	0	0	0	0	0.0	0	0
11/18 vs. Cle.	0	0	0.0	0	0	0	0	0.0	0	0
11/25 @ SD	0	0	0.0	0	0	0	0	0.0	0	0
12/3 vs. NE	0	0	0.0	0	0	0	0	0.0	0	0
12/9 vs. Ind.	0	0	0.0	0	0	0	0	0.0	0	0
12/16 @ Mia.	0	0	0.0	0	0	0	0	0.0	0	0
12/23 @ Sea.	0	0	0.0	0	0	0	0	0.0	0	0
12/30 vs. Pit.	0	0	0.0	0	0	1	10	10.0	10	0
<b>Totals</b>	<b>0</b>	<b>0</b>	<b>0.0</b>	<b>0</b>	<b>0</b>	<b>2</b>	<b>16</b>	<b>8.0</b>	<b>10</b>	<b>0</b>

## 2006 Game-By-Game

### Ravens

Date/Opp.	RUSHING					RECEIVING				
	No	Yds	Avg	LG	TD	No	Yds	Avg	LG	TD
9/10 @ TB	0	0	0.0	0	0	1	2	2.0	2	0
9/17 vs. Oak.	0	0	0.0	0	0	1	1	1.0	1	0
9/24 @ Cle.	0	0	0.0	0	0	0	0	0.0	0	0
10/1 vs. SD	0	0	0.0	0	0	0	0	0.0	0	0
10/9 @ Den.	0	0	0.0	0	0	0	0	0.0	0	0
10/15 vs. Car.	0	0	0.0	0	0	1	12	12.0	12	0
10/29 @ NO	0	0	0.0	0	0	0	0	0.0	0	0
11/5 vs. Cin.	0	0	0.0	0	0	0	0	0.0	0	0
11/12 @ Ten.	0	0	0.0	0	0	0	0	0.0	0	0
11/19 vs. Atl.	0	0	0.0	0	0	0	0	0.0	0	0
11/26 vs. Pit.	0	0	0.0	0	0	1	2	2.0	2	0
11/30 @ Cin.	0	0	0.0	0	0	0	0	0.0	0	0
12/10 @ KC	INJURED RESERVE - KNEE									
12/17 vs. Cle.	INJURED RESERVE - KNEE									
12/24 @ Pit.	INJURED RESERVE - KNEE									
12/31 vs. Buf.	INJURED RESERVE - KNEE									
<b>Totals</b>	<b>0</b>	<b>0</b>	<b>0.0</b>	<b>0</b>	<b>0</b>	<b>4</b>	<b>17</b>	<b>4.3</b>	<b>12</b>	<b>0</b>
<b>Playoffs</b>										
1/13/07 vs. Ind.	INJURED RESERVE - KNEE									
<b>Totals</b>	<b>INJURED RESERVE - KNEE</b>									

## 2005 Game-By-Game

### Ravens

Date/Opp.	RUSHING					RECEIVING				
	No	Yds	Avg	LG	TD	No	Yds	Avg	LG	TD
9/11 vs. Ind.	0	0	0.0	0	0	0	0	0.0	0	0
9/18 @ Ten.	0	0	0.0	0	0	0	0	0.0	0	0
10/2 vs. NYJ	INACTIVE									
10/9 @ Det.	0	0	0.0	0	0	0	0	0.0	0	0
10/16 vs. Cle.	0	0	0.0	0	0	0	0	0.0	0	0
10/23 @ Chi.	0	0	0.0	0	0	1	8	8.0	8	0
10/31 @ Pit.	0	0	0.0	0	0	1	7	7.0	7	0
11/6 vs. Cin.	0	0	0.0	0	0	1	2	2.0	2	0
11/13 @ Jax.	0	0	0.0	0	0	0	0	0.0	0	0
11/20 vs. Pit.	0	0	0.0	0	0	3	8	2.7	7	0
11/27 @ Cin.	5	4	0.8	4	0	1	7	7.0	7	0
12/4 vs. Hou.	INACTIVE - WRIST									
12/11 @ Den.	INACTIVE - WRIST									
12/19 vs. GB	INACTIVE - WRIST									
12/25 vs. Min.	0	0	0.0	0	0	0	0	0.0	0	0
1/1/06 @ Cle.	0	0	0.0	0	0	0	0	0.0	0	0
<b>Totals</b>	<b>5</b>	<b>4</b>	<b>0.8</b>	<b>4</b>	<b>0</b>	<b>7</b>	<b>32</b>	<b>4.6</b>	<b>8</b>	<b>0</b>



# 33 JUSTIN GREEN

## RAVENS ALL-TIME SINGLE-GAME 100-YARD RECEIVERS/RUSHERS (IN SAME GAME )

DATE/OPPONENT	RECEIVER (YARDS)	RUSHER (YARDS)	RESULT
12/17/06 vs. Cle.	D. Williams (100)	J. Lewis (109)	W
12/19/05 vs. GB	T. Heap (110)	J. Lewis (105)	W
12/28/03 vs. Pit.	M. Robinson (102)	J. Lewis (114)	W
11/23/03 vs. Sea.	M. Robinson (131)	J. Lewis (117)	W
10/19/03 at Cin.*	T. Taylor (138)	J. Lewis (101)	L
11/19/00 vs. Dal.	S. Sharpe (101)	J. Lewis (187)	W
9/3/00 at Pit.	Q. Ismail (102)	P. Holmes (119)	W
12/19/99 vs. NO	Q. Ismail (115)	P. Holmes (130)	W
12/12/99 at Pit.	Q. Ismail (258)	P. Holmes (130)	W
12/5/99 vs. Ten.	Q. Ismail (113)	P. Holmes (100)	W
9/27/98 vs. Cin.	J. Lewis (122)	P. Holmes (173)	W
12/1/96 vs. Pit.	D. Alexander (198)	B. Morris (100)	W

\*Indicates only loss when the Ravens have a 100-yard receiver and rusher

Fresh Start and Project S.E.R.V.E. programs...He met with Kennedy Krieger students for national Red Ribbon Week in Oct. 2005, joining the annual celebration that brings communities and students across America together to commit to living drug-free lives...Spoke to the football team at Waldorf HS in Nov. 2005...Annually joins other Ravens RBs and Mars Food to provide food to families in Columbia, MD at the Owen Brown Interfaith Center for Thanksgiving...Joined then-teammates (RB Jamal Lewis and QB Anthony Wright) at Aunt Hattie's Place, a residential home for boys aged 9-18 to serve Thanksgiving dinner...In Dec. 2005, was one of several Ravens personal shopping partners to 100 children as

part of the inaugural Holiday Helpers event...Participated with Ed Reed and Dick's Sporting Goods to provide each of the 16 young men of Aunt Hattie's Place with \$250 gift certificates and a personal shopping experience...Justin attended the Abilities Network Fundraiser in Nov. 2007; the Abilities Network raises money and awareness for children with neurological disease...He visited patients in Union Memorial Hospital in Dec. 2007...In Nov. 2007, Justin teamed with the Baltimore City Police Department to distribute coats to men in need at the Helping Up Mission in Baltimore...Justin participated in "Sundaes with the Ravens," a holiday event for youth at the Ravens' complex in Dec. 2007....Married the

### REGULAR SEASON

Year	Team	RUSHING							RECEIVING				
		GP	GS	No.	Yds.	Avg.	LG	TD	No.	Yds.	Avg.	LG	TD
2005	Baltimore	12	4	5	4	0.8	4	0	7	32	4.6	8	0
2006	Baltimore	12	3	0	0	0.0	0	0	4	17	4.3	12	0
2007	Baltimore	15	0	0	0	0.0	0	0	2	16	8.0	10	0
<b>Totals</b>		<b>39</b>	<b>7</b>	<b>5</b>	<b>4</b>	<b>0.8</b>	<b>4</b>	<b>0</b>	<b>13</b>	<b>65</b>	<b>5.0</b>	<b>12</b>	<b>0</b>

**SPECIAL TEAMS TACKLES (35):** 2005 (4); 2006 (12); 2007 (19)

### CAREER SINGLE-GAME HIGHS (regular season)

#### RUSHING:

**Carries:**  
5 (11/27/05 at Cin.)

**Yards:**  
4 (11/27/05 at Cin.)

**Long:**  
4 (11/27/05 at Cin.)

**Touchdowns:**  
None

#### RECEIVING:

**Receptions:**  
3 (11/20/05 vs. Pit.)

**Yards:**  
8 2 times (last: 11/20/05 vs. Pit.)

**Long:**  
12 (10/15/06 vs. Car.)

**Touchdowns:**  
None

# 33 JUSTIN GREEN

97

KELLY  
GREGG



HT: 6-0  
WT: 315  
COLLEGE: OKLAHOMA  
HS: EDMOND (OK)  
BORN: 11/1/76, WICHITA, KS  
JOINED RAVENS: FREE AGENT, 2000

**GAMES PLAYED/STARTED:** (1999, 3/0); (2001, 8/1); (2002, 16/16); (2003, 16/15); (2004, 14/14); (2005, 16/16); (2006, 16/16); (2007, 16/16) **Total 105/94**

**Playoffs:** (2001, 2/0); (2003, 1/1); (2006, 1/1) **Total 4/2**

**TRANSACTIONS:** Kelly Gregg signed a contract extension (4 years) with the Ravens on 4/25/07...Signed a contract extension (5 years) 12/29/03...Signed to the active roster on 2/12/01...Signed to the Ravens' practice squad on 9/13/00...Waived by the Eagles on 9/12/00...Signed by the Eagles on 12/8/99...Waived by the Bengals on 9/6/99, then signed to their practice squad on 9/8/99...Was originally selected by Cincinnati in the 6th round of the 1999 draft (173rd overall).

**PRO:** A master technician with tenacity and a non-stop motor who has continuously established himself as one of the most dominant defensive linemen in the NFL...Entering 2008, Gregg *has the most tackles of any interior lineman in the NFL since 2002*...Missed just 2 games in the last 6 seasons (2002-07) at the most physical of positions...Gregg enters 2008 ranked 2nd on the Ravens' all-time tackles list (618)...Has produced 16.5 sacks, 12 PD, 6 FRs and 2 FFs...Posted a *career-high 111 tackles (78 solo)*, 4 PD, 3 sacks (-15 yards) and 1 FR in 2007...Named to *USA Today's All-Joe Team* (players who are critical to their team, but don't receive the Pro Bowl nod) in 2006 and '07 and to *Sports Illustrated's* Peter King's *All-Pro* team in 2006...Allocated to the Rhein Fire of the NFL Europe League in spring 2001...Led the team with 6 sacks, 3 FFs and finished 3rd with 40 tackles and 3 PD.

**2007:** Anchored the D-line, starting all 16 games (3rd-consecutive year), finishing 3rd on the team with a *career-high 111 tackles (78 solo)*, 4 PD, 3 sacks (-15 yards) and 1 FR...**2007 SEASON HIGHLIGHTS:** Saw action in his *100th-career game* and led the team with a *career-high 14 tackles*, including a *career-high 13 solo* and a sack (-9 yards) in **game 14 at Mia. (12/16)**...Led the DL with 11 tackles (8 solo), 2 QB hits and 1 PD in **game 7 at Buf. (10/21)**...Led the DL with 9 solo tackles, 1 sack (-2 yards) and a FR in the 22-3 win in **game 6 vs. STL (10/14)**...Netted 7 tackles (5 solo) and 1 sack (-4 yards), helping hold the 49ers to 6 total

1st downs in the win in **game 5 at SF (10/7)**...Led the DL with 7 tackles (5 solo), holding the Browns to 3.3 yards per carry in **game 4 at Cle. (9/30)**...With his tackles against the Browns, Gregg moved into *2nd place on the Ravens all-time tackles list*...Started and tied for the DL lead with 4 tackles helping to hold the Jets to 2.6 yards per rush in the 20-13 win in **game 2 vs. NYJ (9/16)**.

**2006:** Named to *USA Today's All-Joe Team* (players who are critical to their team, but don't receive the Pro Bowl nod) and to Peter King's *All-Pro* team...Started all 16 games for the 3rd time in his career and led the DL with 101 tackles (3rd-career 100-tackle season), a *career-high 3.5 sacks* (-23 yards), 3 FR, 1 FF and 1 PD...**2006 SEASON HIGHLIGHTS:** Started and netted 7 tackles (5 solo), 1 QB hit and the Ravens' lone sack (-9 yards), helping hold the Colts to 2.9 yards per rush in the **Divisional Playoff game vs. Ind. (1/13/07)**...Tied for the DL lead (Trevor Pryce) with 5 tackles (3 solo) and a 1/2 sack (-4.5 yards) in the 27-17 win in **game 14 vs. Cle. (12/17)**...Started and led the DL with 6 tackles and had 1 sack (-10 yards), holding the Falcons to an 18% 3rd-down conversion rate in the 24-10 win in **game 10 vs. Atl. (11/19)**...Started and tied for the team lead (Adalius Thomas) with a then-career-high 13 tackles in the 27-26 victory in **game 9 at Ten. (11/12)**...Started and posted 6 tackles (4 solo) helping the Ravens' defense hold the Browns to just 38 yards rushing in the 15-14 victory in **game 3 at Cle. (9/24)**...Gregg also had a *career-high 2 FRs*, 1 of which he returned for a *career- and franchise-long 59 yards*, that set up a Ravens' FG against the Raiders...Started at DT in the 27-0 victory in the **season opener at TB (9/10)** and recorded 3 tackles...Had a devastating block, allowing CB Chris McAlister to race 60 yards for a TD following his INT of Chris Simms.

**2005:** Started all 16 games in 2005, posting 102 tackles (61 solo) and 1.5 sacks (-7.5 yards) and a *career-high 4 PD*...**2005 SEASON HIGHLIGHTS:** Earned the defensive game ball when he led the DL with 5 tackles, including 1 TFL and 3 QB hits, in **game 15 vs. Min. (12/25)**...Led the DL with 9 tackles (6 solo) in **game 13 at Den. (12/11)**...Led the DL and tied a then-career high with 10 tackles, including 6 solo, in the 16-15 victory in **game 12 vs. Hou. (12/4)**...Started and

## 97 KELLY GREGG

tied for 2nd on the team with 9 tackles, including 6 solo and 1 sack (-5 yards), in **game 7 at Pit. (10/31)**...Led the DL and was 3rd on the team with 8 tackles (5 solo) and had 1 PD in **game 4 at Det. (10/9)**...Started at DT and led the DL with 7 tackles (4 solo), including 1 TFL in **game 2 at Ten. (9/18)**.

**2004:** Finished tied for 4th on the team (Ed Reed) with 89 tackles (54 solo), posted 1.5 sacks (-5.5 yards), 2 PD, 1 FF and 1 FR...Started 13 games at NT and 1 at RDT at NE (11/28)...Inactive (knee) vs. Pit. (9/19) and in game 3 at Cin. (9/26)...**2004 SEASON HIGHLIGHTS:** Led the DL with 8 tackles, including 1 TFL in **game 14 at Ind. (12/19)**...Led the DL with 10 tackles (6 solo) and 1 QB hit in the 30-10 win in **game 10 vs. Dal. (11/21)**...Led the DL with 8 tackles (5 solo), had 1 PD and 1.5 sacks (-5.5 yards) in the 20-17 OT victory in **game 9 at NYJ (11/14)**...Posted 5 tackles and stuffed the line as the Ravens held the Redskins to 107 total yards (2nd-lowest total in team history), including just 52 yards rushing in **game 5 at Was. (10/10)**...Was inactive in games 2 and 3 (knee).

**2003:** Played in 16 regular-season games, starting 15, and started in the Ravens' Wild Card loss to Tennessee...Finished 4th on the team with 104 tackles (78 solo) and had 3 sacks and 1 FR...**2003 SEASON HIGHLIGHTS:** Posted 10 tackles, including 7 solo, 1 QB hit and helped to disrupt the Steelers' running game, holding them to 56 rushing yards in the **season finale vs. Pit. (12/28)**...Continually disrupted the Seahawks' running game with 7 tackles (6 solo) and 1 sack (-5 yards) in **game 11 vs. Sea. (11/23)**...Started and posted 7 tackles (5 solo) and his 1st sack of the season (-4 yards) in **game 4 vs. KC (9/28)**...Started and had 8 tackles (6 solo) and 1 QB hit in the 24-10 win in **game 3 at SD (9/21)**...Started at NT in **game 1 at Pit. (9/7)**...Posted 8 tackles (6 solo) and 1 FR (led to a Ravens' TD).


**2002:** Played and started all 16 games at NT in 2002, his 1st full NFL season as a starter...Finished 6th on the team and led the defensive line with 90 tackles (61 solo)...Added 2 sacks for 13 yards...**2002 SEASON HIGHLIGHTS:** Posted 10 tackles (6 solo) and 1 sack (-9 yards) in **game 13 vs. NO (12/8)**...Led DL with 6 tackles (4 solo), including 1 TFL in **game 10 at Mia. (11/17)**...Had 6 tackles (4 solo) and his 1st sack of the season (-5 yards) in **game 5 at Ind. (10/13)**...Posted 3 tackles in 26-21 win in **game 4 at Cle. (10/6)**...Started in **game 2 vs. TB (9/15)**...Had 6 tackles (4 solo), including 1 for loss and 2 QB hits against the Bucs...Started in **game 1 at Car. (9/8)**...Was 3rd on the team with 6 tackles (6 solo) at the Panthers.

**2001:** Saw action in 8 games, starting 1, during the regular season, and played in both playoff games...Finished the season with 19 tackles (10 solo)...**2001 SEASON HIGHLIGHTS:** Recorded 4 tackles (2 solo) and 1

PD in 14 plays in 22-10 loss in **game 15 at TB (12/29)**...Played 17 in defensive snaps in his 1st-career start, recording 4 tackles (3 solo), including his *1st-career sack* in 27-17 loss in **game 10 vs. Cle. (11/18)**...The tackles were the 1st of his career...Inactive for 3 midseason games...Played on 3 defensive snaps, 1st action of the season, in 31-23 loss in **game 5 at GB (10/14)**...Inactive for the 1st 4 games of season.

**COLLEGE:** Recorded 117 tackles during his senior season at Oklahoma in 1998, including a Big 12-leading and Sooner record 24 TFL...He also tallied 9 sacks...Led the Sooners' DL in tackles his final 2 seasons with 117 (1998) and 98 (1997) becoming the 1st defensive lineman to do so in 30 years...Sociology major at Oklahoma.

**PERSONAL:** Was named to All-State team each of his final 2 seasons at Edmond (OK) HS...The *Daily Oklahoman* named him the city's Defensive Player of the Year...Was top heavyweight wrestler in the nation as a 17-year-old and a 3-time state champion...Volunteered his time at the Baltimore City Clay Works and helped coach at the Little League Gatorade Football Camp in 2002...Visited children at the University of Maryland Hospital during the holidays in December 2003...Kelly was voted as the "Ravens Extra Effort Award" winner for the 2003 season by Ravens Roost No. 7 from Hagerstown, MD...Gregg earned Ravens Nest Player of the Year honors for the 2006 season...Kelly visited Dick's Sporting Goods in Columbia, MD to meet and sign autographs for fans in Oct. 2007...Full Name: Kelly Michael Gregg.



Entering 2008, Kelly Gregg has the most tackles any interior lineman in the NFL since 2002.



# 97 KELLY GREGG

2007

Game-by-Game Tackles

Ravens

Date/Opp.	TT	Solo	AS	Sacks	FF	FR	INTs	PD
9/10 @ Cin.	3	2	1	0-0	0	0	0-0	0
9/16 vs. NYJ	4	3	1	0-0	0	0	0-0	0
9/23 vs. Ari.	5	2	3	0-0	0	0	0-0	0
9/30 @ Cle.	7	5	2	0-0	0	0	0-0	0
10/7 @ SF	7	6	1	1-4	0	0	0-0	0
10/14 vs. STL	9	9	0	1-2	0	1	0-0	0
10/21 @ Buf.	11	8	3	0-0	0	0	0-0	1
11/5 @ Pit.	8	4	4	0-0	0	0	0-0	0
11/11 vs. Cin.	8	6	2	0-0	0	0	0-0	2
11/18 vs. Cle.	6	2	4	0-0	0	0	0-0	0
11/25 @ SD	6	3	3	0-0	0	0	0-0	0
12/3 vs. NE	8	6	2	0-0	0	0	0-0	1
12/9 vs. Ind.	4	2	2	0-0	0	0	0-0	0
12/16 @ Mia.	14	13	1	1-9	0	0	0-0	0
12/23 @ Sea.	4	3	1	0-0	0	0	0-0	0
12/30 vs. Pit.	7	4	3	0-0	0	0	0-0	0
<b>Totals</b>	<b>111</b>	<b>78</b>	<b>33</b>	<b>3-15</b>	<b>0</b>	<b>1</b>	<b>0-0</b>	<b>4</b>

2005

Game-by-Game Tackles

Ravens

Date/Opp.	TT	Solo	AS	Sacks	FF	FR	INTs	PD
9/11 vs. Ind.	4	2	2	0-0	0	0	0-0	0
9/18 @ Ten.	7	4	3	0-0	0	0	0-0	0
10/2 vs. NYJ	4	3	1	0-0	0	0	0-0	0
10/9 @ Det.	8	5	3	0-0	0	0	0-0	1
10/16 vs. Cle.	5	1	4	0.5-2.5	0	0	0-0	3
10/23 @ Chi.	4	2	2	0-0	0	0	0-0	0
10/31 @ Pit.	9	6	3	1.0-5.0	0	0	0-0	0
11/6 vs. Cin.	6	3	3	0.5-3.5	0	0	0-0	0
11/13 @ Jax.	8	5	3	0-0	0	0	0-0	0
11/20 vs. Pit.	6	5	1	0-0	0	0	0-0	0
11/27 @ Cin.	5	4	1	0-0	0	0	0-0	0
12/4 vs. Hou.	10	6	4	0-0	0	0	0-0	0
12/11 @ Den.	9	6	3	0-0	0	0	0-0	0
12/19 vs. GB	6	2	4	0-0	0	0	0-0	0
12/25 vs. Min.	5	2	3	.5-4	0	0	0-0	0
1/1/06 @ Cle.	6	5	1	0-0	0	0	0-0	0
<b>Totals</b>	<b>102</b>	<b>61</b>	<b>41</b>	<b>2.5-15</b>	<b>0</b>	<b>0</b>	<b>0-0</b>	<b>4</b>

2003

Game-by-Game Tackles

Ravens

Date/Opp.	TT	Solo	AS	Sacks	FF	FR	INTs	PD
9/7 @ Pit.	8	6	2	0-0	0	1	0-0	0
9/14 vs. Cle.	4	2	2	0-0	0	0	0-0	0
9/21 @ SD	8	6	2	0-0	0	0	0-0	0
9/28 vs. KC	7	5	2	1-4	0	0	0-0	0
10/12 @ Ari.	5	2	3	1-6	0	0	0-0	0
10/19 @ Cin.	5	5	0	0-0	0	0	0-0	0
10/26 vs. Den.	4	2	2	0-0	0	0	0-0	0
11/2 vs. Jax.	9	6	3	0-0	0	0	0-0	0
11/9 @ STL	4	4	0	0-0	0	0	0-0	0
11/16 @ Mia.	6	5	1	0-0	0	0	0-0	0
11/23 vs. Sea.	7	6	1	1-5	0	0	0-0	0
11/30 vs. SF	7	6	1	0-0	0	0	0-0	0
12/7 vs. Cin.	5	4	1	0-0	0	0	0-0	0
12/14 @ Oak.	9	7	2	0-0	0	0	0-0	0
12/21 @ Cle.	6	5	1	0-0	0	0	0-0	0
12/28 vs. Pit.	10	7	3	0-0	0	0	0-0	0
<b>Totals</b>	<b>104</b>	<b>78</b>	<b>26</b>	<b>3-15</b>	<b>0</b>	<b>1</b>	<b>0-0</b>	<b>0</b>
<b>Playoffs</b>								
1/3/04 vs. Ten.	6	2	4	0-0	0	0	0-0	0
<b>Totals</b>	<b>6</b>	<b>2</b>	<b>4</b>	<b>0-0</b>	<b>0</b>	<b>0</b>	<b>0-0</b>	<b>0</b>

2006

Game-by-Game Tackles

Ravens

Date/Opp.	TT	Solo	AS	Sacks	FF	FR	INTs	PD
9/10 @ TB	3	1	2	0-0	0	0	0-0	0
9/17 vs. Oak.	6	4	2	0-0	0	2	0-0	0
9/24 @ Cle.	6	4	2	1.5-6	0	0	0-0	0
10/1 vs. SD	8	5	3	0-0	0	0	0-0	0
10/9 @ Den.	5	3	2	0-0	0	0	0-0	0
10/15 vs. Car.	9	8	1	0-0	1	0	0-0	0
10/29 @ NO	7	4	3	0-0	0	0	0-0	0
11/5 vs. Cin.	7	4	3	0-0	0	0	0-0	0
11/12 @ Ten.	13	7	6	0-0	0	0	0-0	0
11/19 vs. Atl.	6	3	3	1-10	0	0	0-0	0
11/26 vs. Pit.	2	1	1	0-0	0	0	0-0	0
11/30 @ Cin.	4	2	2	0-0	0	0	0-0	0
12/10 @ KC	7	4	3	0-0	0	0	0-0	0
12/17 vs. Cle.	5	3	2	.5-4.5	0	0	0-0	0
12/24 @ Pit.	7	4	3	.5-2.5	0	0	0-0	0
12/31 vs. Buf.	6	4	2	0-0	0	1	0-0	1
<b>Totals</b>	<b>101</b>	<b>61</b>	<b>40</b>	<b>3.5-23</b>	<b>1</b>	<b>3</b>	<b>0-0</b>	<b>1</b>
<b>Playoffs</b>								
1/13/07 vs. Ind.	7	5	2	1-9	0	0	0-0	0
<b>Totals</b>	<b>7</b>	<b>5</b>	<b>2</b>	<b>1-9</b>	<b>0</b>	<b>0</b>	<b>0-0</b>	<b>0</b>

2004

Game-by-Game Tackles

Ravens

Date/Opp.	TT	Solo	AS	Sacks	FF	FR	INTs	PD
9/12 @ Cle.	3	2	1	0-0	0	0	0-0	0
9/19 vs. Pit.	INACTIVE - KNEE							
9/26 @ Cin.	INACTIVE - KNEE							
10/4 vs. KC	7	6	1	0-0	0	0	0-0	0
10/10 @ Was.	5	2	3	0-0	0	0	0-0	0
10/24 vs. Buf.	8	4	4	0-0	0	0	0-0	0
10/31 @ Phi.	8	5	3	0-0	0	0	0-0	0
11/7 vs. Cle.	3	1	2	0-0	0	0	0-0	0
11/14 @ NYJ	8	5	3	1.5-5.5	0	0	0-0	1
11/21 vs. Dal.	10	6	4	0-0	0	0	0-0	0
11/28 @ NE	5	3	2	0-0	0	0	0-0	0
12/5 vs. Cin.	6	4	2	0-0	0	0	0-0	0
12/12 vs. NYG	7	4	3	0-0	1	1	0-0	1
12/19 @ Ind.	8	5	3	0-0	0	0	0-0	0
12/26 @ Pit.	6	2	4	0-0	0	0	0-0	0
1/2/05 vs. Mia.	5	5	0	0-0	0	0	0-0	0
<b>Totals</b>	<b>89</b>	<b>54</b>	<b>35</b>	<b>1.5-5.5</b>	<b>1</b>	<b>1</b>	<b>0-0</b>	<b>2</b>

2002

Game-by-Game Tackles

Ravens

Date/Opp.	TT	Solo	AS	Sacks	FF	FR	INTs	PD
9/8 @ Car.	6	6	0	0-0	0	0	0-0	0
9/15 vs. TB	7	4	3	0-0	0	0	0-0	0
9/30 vs. Den.	1	0	1	0-0	0	0	0-0	0
10/6 @ Cle.	3	2	1	0-0	0	0	0-0	0
10/13 @ Ind.	6	4	2	1-4	0	0	0-0	0
10/20 vs. Jax.	5	2	3	0-0	0	0	0-0	0
10/27 vs. Pit.	6	5	1	0-0	0	0	0-0	0
11/3 @ Atl.	7	7	0	0-0	0	0	0-0	0
11/10 vs. Cin.	6	2	4	0-0	0	0	0-0	0
11/17 @ Mia.	6	4	2	0-0	0	0	0-0	0
11/24 vs. Ten.	5	3	2	0-0	0	0	0-0	0
12/1 @ Cin.	6	4	2	0-0	0	0	0-0	0
12/8 vs. NO	10	6	4	1-9	0	0	0-0	0
12/15 @ Hou.	5	5	0	0-0	0	0	0-0	0
12/22 vs. Cle.	5	3	2	0-0	0	0	0-0	0
12/29 @ Pit.	6	4	2	0-0	0	0	0-0	0
<b>Totals</b>	<b>90</b>	<b>61</b>	<b>29</b>	<b>2-14</b>	<b>0</b>	<b>0</b>	<b>0-0</b>	<b>0</b>

# 97 KELLY GREGG

# 97 KELLY GREGG

2001


**Game-by-Game Tackles**

**Ravens**

Date/Opp.	TT	Solo	AS	Sacks	FF	FR	INTs	PD
9/9 vs. Chi.				INACTIVE				
9/23 @ Cin.				INACTIVE				
9/30 @ Den.				INACTIVE				
10/7 vs. Ten.				INACTIVE				
10/14 @ GB	0	0	0-0	0	0	0-0	0	0
10/21 @ Cle.				INACTIVE				
10/28 vs. Jax.				INACTIVE				
11/4 @ Pit.				INACTIVE				
11/12 @ Ten.				INACTIVE				
11/18 vs. Cle.	4	3	1	1-7	0	0	0-0	0
11/25 @ Jax.	2	1	1	0-0	0	0	0-0	0
12/2 vs. Ind.	3	2	1	0-0	0	0	0-0	0
12/16 vs. Pit.	0	0	0	0-0	0	0	0-0	0
12/23 vs. Cin.	4	2	2	0-0	0	0	0-0	1
12/29 @ TB	4	2	2	0-0	0	0	0-0	0
1/7/02 vs. Min.	2	0	2	0-0	0	0	0-0	0
<b>Totals</b>	<b>19</b>	<b>10</b>	<b>9</b>	<b>1-7</b>	<b>0</b>	<b>0</b>	<b>0-0</b>	<b>1</b>

**Playoffs**

1/13/02 @ Mia.	0	0	0	0-0	0	0	0-0	0
1/20/02 @ Pit.	4	3	1	0-0	0	0	0-0	0
<b>Totals</b>	<b>4</b>	<b>3</b>	<b>1</b>	<b>0-0</b>	<b>0</b>	<b>0</b>	<b>0-0</b>	<b>0</b>



**97 KELLY GREGG**

## REGULAR SEASON

Year	Team	GP	GS	TACKLES				Yards	INTERCEPTIONS					FUMBLES				
				TT	Solo	Asst	SK		No	Yds	Lg	TDs	PD	FF	FR	Yds		
1999	Philadelphia	3	0	2	1	1	1	0	0	0	0	0	0	0	0	0	0	0
2001	Baltimore	8	1	19	10	9	1	7	0	0	0	0	1	0	0	0	0	
2002	Baltimore	16	16	90	61	29	2	14	0	0	0	0	0	0	0	0	0	
2003	Baltimore	16	15	104	78	26	3	15	0	0	0	0	0	0	0	1	0	
2004	Baltimore	14	14	89	54	35	1.5	5.5	0	0	0	0	2	1	1	1	0	
2005	Baltimore	16	16	102	61	41	2.5	15	0	0	0	0	4	0	0	0	0	
2006	Baltimore	16	16	101	61	40	3.5	23	0	0	0	0	1	1	3	59		
2007	Baltimore	16	16	111	78	33	3	15	0	0	0	0	4	0	1	0		
<b>Totals</b>		<b>105</b>	<b>94</b>	<b>618</b>	<b>404</b>	<b>214</b>	<b>16.5</b>	<b>94.5</b>	<b>0</b>	<b>0</b>	<b>0</b>	<b>0</b>	<b>12</b>	<b>2</b>	<b>6</b>	<b>59</b>		

### CAREER SINGLE-GAME HIGHS (regular season)

**Total Tackles:**

14 (12/16/07 at Mia.)

**Sacks:**

1.5 2 times (last: 9/24/06 at Cle.)

**Forced Fumbles:**

1 2 times (last: 10/15/06 vs. Car.)

**Passes Defended:**

3 (10/16/05 vs. Cle.)

**Solo Tackles:**

13 (12/16/07 at Mia.)

**INTs:**

None

**Fumble Recoveries:**

2 (9/17/06 vs. Oak.)

## POSTSEASON

Year	Team	GP	GS	TACKLES				Yards	INTERCEPTIONS					FUMBLES			
				TT	Solo	Asst	SK		No	Yds	Lg	TDs	PD	FF	FR	Yds	
2001	Baltimore	2	0	4	3	1	0	0	0	0	0	0	0	0	0	0	0
2003	Baltimore	1	1	6	2	4	0	0	0	0	0	0	0	0	0	0	0
2006	Baltimore	1	1	7	5	2	1	9	0	0	0	0	0	0	0	0	0
<b>Totals</b>		<b>4</b>	<b>2</b>	<b>17</b>	<b>10</b>	<b>7</b>	<b>1</b>	<b>9</b>	<b>0</b>	<b>0</b>	<b>0</b>	<b>0</b>	<b>0</b>	<b>0</b>	<b>0</b>	<b>0</b>	<b>0</b>

**97 KELLY GREGG**



59

**NICK  
GREISEN**

HT: 6-1

WT: 250

COLLEGE: WISCONSIN

HS: STURGEON BAY (WI)

BORN: 8/10/79, STURGEON BAY, WI

JOINED RAVENS: FREE AGENT, 2007

**GAMES PLAYED/STARTED:** (2002, 8/1); (2003, 15/0); (2004, 15/7); (2005, 16/13); (2006, 16/10); (2007 14/2) **Total 84/33**

**Playoffs:** (2002, 1/0); (2003, 1/1) **Total 2/1**

**TRANSACTIONS:** Nick Greisen re-signed with the Ravens (3 years) on 3/24/08...Signed with Baltimore as a free agent on 9/19/07...Terminated (vested veteran) by the Jacksonville Jaguars on 9/1/07...Signed by the Jaguars as an unrestricted free agent on 4/28/06...Originally drafted by the New York Giants in the 5th round (152nd pick overall) of the 2002 draft.

**PRO:** Versatile and talented ILB who has ability to play all 3 LB positions...Enters 2008 with 84 games played, starting 33 in his 1st 6 NFL seasons...Has totaled 275 tackles (185 solo), 4 sacks, 6 FRs, 5 FFs, and 1 INT...Recorded a *career-high 82 tackles* in 2006, along with his 1st-career INT in 10 starts with the Jaguars...Greisen posted a *single-game-career-high 17 tackles* in 2007.

**2007: (with Baltimore)** Saw action in 14 games, starting 2 in his 1st year with the Ravens after being signed by Baltimore on 9/19...Recorded 38 tackles (22 solo), leading the team in tackles in his 2 starts...Also posted a FR from scrimmage and 13 special teams tackles...**2007 SEASON HIGHLIGHTS:** Started (Ray Lewis - finger) and led the team with 15 tackles, 2 QB hits and a FR in the 27-21 win in the **season finale vs. Pit. (12/30)**...Started his 1st game as a Raven at ILB (Ray Lewis - finger) and led the team with a *career-high 17 tackles* in **game 15 at Sea. (12/23)**...Subbed from scrimmage (Ray Lewis - finger) and recorded 6 tackles, including 5 solo in **game 14 at Mia. (12/16)**...Saw action on special teams and had 1 solo tackle in the win in **game 5 at SF (10/7)**...Played on special teams and had 1 tackle in **game 4 at Cle. (9/30)**.

**2006: (with Jacksonville)** Saw action in all 16 games, starting 10 (did not start in 6 games when team opened in nickel defense) for the Jaguars...Finished the season ranked 4th on the team with a *career-high 82 tackles* (48 solo) and posted 1 FR and his *1st-career INT*...**2006 SEASON HIGHLIGHTS:** Registered 10 tackles (7 solo) and 1 QB pressure in the **season finale at**

**KC (12/31)**...Posted a season-high 12 tackles, including 6 solo in **game 9 vs. Hou. (11/12)**...Recorded 8 tackles, including 1 TFL, in **game 6 at Hou. (10/22)**...Recorded his *1st-career INT* in the season opener vs. **Dal. (9/10)**.

**2005: (with NY Giants)** Saw action in 16 games, starting a career-high 13 with the Giants...Registered 79 tackles, including a *career-high 60 solo*, 3 FF and 3 FRs...**2005 SEASON HIGHLIGHTS:** Posted 8 tackles (all solo) in the **season finale at Oak. (12/24)**...Netted 9 tackles, including 8 solo and a sack (-9 yards) in **game 15 at Was. (12/24)**...Posted a season-high 10 tackles (8 solo), 1 FF and 1 FR in **game 5 at Dal. (10/16)**...Recorded 9 tackles, including 5 solo and 1 FR in **game 4 vs. STL (10/2)**.

**2004: (with NY Giants)** Played in 15 games, starting 7 and recorded 72 tackles (53 solo), a career-high 2 sacks (-16 yards), 1 FF and 1 FR...**2004 SEASON HIGHLIGHTS:** Netted 8 tackles, including 7 solo and a PD in the 28-24 win in the **season finale vs. Dal. (1/2/05)**...Had a career day, posting a then-career-high 15 tackles, including a *career-high 13 solo* and 1 sack (-8 yards) in **game 14 at Pit. (12/18)**...Recorded 10 tackles (5 solo) in **game 10 vs. Atl. (11/21)**...Posted 8 tackles, a career-high 2 PD and 1 FR in **game 8 vs. Chi. (11/7)**.

**2003: (with NY Giants)** Saw action in 15 games in his 2nd season with the Giants...Did not post a tackle from scrimmage, but netted 15 special teams tackles on the season.

**2002: (with NY Giants)** Saw action in 8 games, starting 1 as a rookie...Missed 8 games with a stress fracture in his foot...Had 4 tackles (2 solo), 1 sack (-6 yards), 1 FF, 1 FR and 3 special teams tackles on the year...**2002 SEASON HIGHLIGHTS:** Recorded his *1st-career start* and posted his *1st-career sack* (-6 yards) in **game 13 at Was. (12/8)**...Posted a team-high 3 special teams tackles in **game 3 vs. Sea. (9/22)**.

**COLLEGE:** Was a 2-year starter at Wisconsin and finished his career with 337 tackles (201 solo), 11 sacks, 33 TFL and 5 INTs...Started every game as a senior and led the Badgers with a career-high 167 tackles, earning All-Big 10 Conference 1st-team honors...Majored in agricultural business.

# 59 NICK GREISEN

**PERSONAL:** Was a Super Prep regional All-America at Sturgeon Bay (WI) HS...Earned 1st-team All-State honors by the Milwaukee Journal Sentinel after recording career totals of 1,397 yards rushing, 742 yards receiving, 19 TDs, 335 tackles and 6 FRs as a 2-way player...Also was the Packerland Conference Back of the Year as a senior...Participated in the Wisconsin Shrine Game...Had 115 tackles in his senior year and a career-best 155 stops and 5 FF as a junior...Holds the school records for longest punt (79 yards) and single-game rushing (265 yards on 10 carries)...His brother, Chris, played QB for the Arizona Cardinals (1999-2001), his grandfather, Stan Kramer, played for the Green Bay Packers in 1946 and his cousin is former Ravens offensive lineman and current Washington Redskins center Casey Rabach...In 2005, read to students at PS #1 in West New York for "Read Across America"...Honored local volunteers as the host of the Giants Community Quarterback Luncheon and attended the P.A.L. of NYC's "Sports Nite" fundraiser...Participated in the Giants Foundation Golf Outing...Participated in Giants "Iron Chefs" cooking competition...Attended Giants 2005 Jingle Jam, handing out new coats, backpacks, and toys to 750 New Jersey foster kids...Made a financial contribution

to Habitat for Humanity International's Katrina Relief Fund...Attended classes in 2006 at the Wharton School of Business at the University of Pennsylvania as part of the NFL Business Management and Entrepreneurial program: The program is a joint partnership between the NFL, the NFLPA and the country's most elite business school...Partnered with the Ronald McDonald House of Northeast Florida in 2006 and made frequent visits...Participated in a variety of community outreach activities in 2006 that included visits to elementary schools where he read to 2nd graders...Hosted a group of kids from local after-school programs and the Boys & Girls Club to a special day at the movies...Attended Jaguars 2006 Taste of the NFL dinner...Nick attended the Abilities Network Fundraiser in Nov. 2007; the Abilities Network raises money and awareness for children with neurological diseases...He also visited students at Warren Elementary School as part of American Education Week in Nov. 2007 as he participated in a reading lessons, and read a story to students...Participated in "Sundaes with the Ravens," a holiday event for youth at the Ravens' complex in Dec. 2007...Married the former Caroline Barre in Feb. 2008...Full name: Nick Greisen.

## 2007

### Game-by-Game Tackles

#### Ravens

Date/Opp.	TT	Solo	AS	Sacks	FF	FR	INTs	PD
9/10 @ Cin.								NOT ON ROSTER
9/16 vs. NYJ								NOT ON ROSTER
9/23 vs. Ari.								SAW ACTION ON SPECIAL TEAMS
9/30 @ Cle.								SAW ACTION ON SPECIAL TEAMS
10/7 @ SF								SAW ACTION ON SPECIAL TEAMS
10/14 vs. STL								SAW ACTION ON SPECIAL TEAMS
10/21 @ Buf.								SAW ACTION ON SPECIAL TEAMS
11/5 @ Pit.								SAW ACTION ON SPECIAL TEAMS
11/11 vs. Cin.								SAW ACTION ON SPECIAL TEAMS
11/18 vs. Cle.								SAW ACTION ON SPECIAL TEAMS
11/25 @ SD								SAW ACTION ON SPECIAL TEAMS
12/3 vs. NE								SAW ACTION ON SPECIAL TEAMS
12/9 vs. Ind.	0	0	0	0-0	0	0	0-0	0
12/16 @ Mia.	6	5	1	0-0	0	0	0-0	0
12/23 @ Sea.	17	11	6	0-0	0	0	0-0	0
12/30 vs. Pit.	15	6	9	0-0	0	1	0-0	0
<b>Totals</b>	<b>38</b>	<b>22</b>	<b>16</b>	<b>0-0</b>	<b>0</b>	<b>1</b>	<b>0-0</b>	<b>0</b>

## 2005

### Game-by-Game Tackles

#### Giants

Date/Opp.	TT	Solo	AS	Sacks	FF	FR	INTs	PD
9/11 vs. Ari.	3	1	2	0-0	0	0	0-0	0
9/19 @ NO	1	1	0	0-0	0	0	0-0	0
9/25 @ SD	2	1	1	0-0	0	0	0-0	0
10/2 vs. STL	10	6	4	0-0	0	0	0-0	0
10/16 @ Dal.	10	8	2	0-0	0	0	0-0	0
10/23 vs. Den.	5	3	2	0-0	0	0	0-1	0
10/30 vs. Was.	3	2	1	0-0	0	0	0-0	0
11/6 @ SF	3	3	0	0-0	0	0	0-0	0
11/13 vs. Min.	2	1	1	0-0	0	0	0-0	0
11/20 vs. Phi.	8	5	3	0-0	0	0	0-1	0
11/27 @ Sea.	2	2	0	0-0	0	0	0-0	0
12/4 vs. Dal.	6	5	1	0-0	0	0	0-1	0
12/11 @ Phi.	5	3	2	0-0	0	0	0-1	0
12/17 vs. KC	8	8	0	0-0	0	0	0-0	0
12/24 @ Was.	9	8	1	1-9	0	0	0-0	0
12/31 @ Oak.	8	8	0	0-0	0	0	0-0	0
<b>Totals</b>	<b>85</b>	<b>65</b>	<b>20</b>	<b>1-9</b>	<b>0</b>	<b>0</b>	<b>0-0</b>	<b>4</b>

## 2006

### Game-by-Game Tackles

#### Jaguars

Date/Opp.	TT	Solo	AS	Sacks	FF	FR	INTs	PD
9/10 vs. Dal.	4	3	1	0-0	0	0	1-6	1
9/18 vs. Pit.	3	3	0	0-0	0	0	0-0	0
9/24 @ Ind.	1	0	1	0-0	0	0	0-0	0
10/1 @ Was.	7	5	2	0-0	0	0	0-0	0
10/8 vs. NYJ	3	1	2	0-0	0	1	0-0	0
10/22 @ Hou.	8	5	3	0-0	0	0	0-0	0
10/29 @ Phi.	4	3	1	0-0	0	0	0-0	0
11/5 vs. Ten.	5	2	3	0-0	0	0	0-0	0
11/12 vs. Hou.	12	6	6	0-0	0	0	0-0	0
11/20 vs. NYG	5	2	3	0-0	0	0	0-0	0
11/26 @ Buf.	7	4	3	0-0	0	0	0-0	1
12/3 @ Mia.	6	3	3	0-0	0	0	0-0	0
12/10 vs. Ind.	2	0	2	0-0	0	0	0-0	0
12/17 @ Ten.	3	3	0	0-0	0	0	0-0	0
12/24 vs. NE	2	1	1	0-0	0	0	0-0	0
12/31 @ KC	10	7	3	0-0	0	0	0-0	0
<b>Totals</b>	<b>82</b>	<b>48</b>	<b>34</b>	<b>0-0</b>	<b>0</b>	<b>1</b>	<b>1-6</b>	<b>2</b>

## 2004

### Game-by-Game Tackles

#### Giants

Date/Opp.	TT	Solo	AS	Sacks	FF	FR	INTs	PD
9/12 @ Phi.	0	0	0	0-0	0	0	0-0	0
9/19 vs. Was.	0	0	0	0-0	0	0	0-0	2
9/26 vs. Cle.	1	1	0	0-0	0	0	0-0	0
10/3 @ GB	0	1	0	0-0	0	0	0-0	0
10/10 @ Dal.	0	0	0	0-0	0	0	0-0	0
10/24 vs. Det.	7	4	3	0-0	0	0	0-0	0
10/31 @ Min.	7	7	0	0-0	0	0	0-0	0
11/7 vs. Chi.	9	4	5	0-0	0	0	0-0	2
11/14 @ Ari.	8	5	3	0-0	0	0	0-0	0
11/21 vs. Atl.	11	6	5	0-0	0	0	0-0	0
11/28 vs. Phi.	0	1	0	0-0	0	0	0-0	0
12/5 @ Was.	2	2	0	0-0	0	0	0-0	0
12/12 @ Bal.	6	6	0	0-0	0	0	0-0	1
12/18 vs. Pit.	15	13	2	1-14	0	0	0-0	0
12/26 @ Cin.	4	4	0	1-2	0	0	0-0	0
1/2/05 vs. Dal.	8	7	1	0-0	0	0	0-0	1
<b>Totals</b>	<b>79</b>	<b>60</b>	<b>19</b>	<b>2-16</b>	<b>0</b>	<b>0</b>	<b>0-0</b>	<b>6</b>



# 59 NICK GREISEN

2003

Game-by-Game Tackles

Giants

Date/Opp.	TT	Solo	AS	Sacks	FF	FR	INTs	PD
9/7 vs. STL	0	0	0	0-0	0	0	0-0	0
9/15 vs. Dal.	0	0	0	0-0	0	0	0-0	0
9/21 @ Was.	1	1	0	0-0	0	0	0-0	0
10/5 vs. Mia.	3	0	3	0-0	0	0	0-0	0
10/12 @ NE	0	0	0	0-0	0	0	0-0	0
10/19 vs. Phi.	1	1	0	0-0	0	0	0-0	0
10/26 @ Min.	0	0	0	0-0	0	0	0-0	0
11/2 @ NYJ	0	0	0	0-0	0	0	0-0	0
11/9 vs. Atl.	2	0	2	0-0	0	0	0-0	0
11/16 @ Phi.	1	1	0	0-0	0	0	0-0	0
11/24 @ TB	1	1	0	0-0	0	0	0-0	0
11/30 vs. Buf.	1	1	0	0-0	0	0	0-0	0
12/7 vs. Was.	0	0	0	0-0	0	0	0-0	0
12/14 @ NO	0	0	0	0-0	0	0	0-0	0
12/21 @ Dal.	0	0	0	0-0	0	0	0-0	0
12/28 vs. Car.	0	0	0	0-0	0	0	0-0	0
<b>Totals</b>	<b>10</b>	<b>5</b>	<b>5</b>	<b>0-0</b>	<b>0</b>	<b>0</b>	<b>0-0</b>	<b>0</b>

2002

Game-by-Game Tackles

Giants

Date/Opp.	TT	Solo	AS	Sacks	FF	FR	INTs	PD
9/5 vs. SF	0	0	0	0-0	0	0	0-0	0
9/15 @ STL	0	0	0	0-0	0	0	0-0	0
9/22 vs. Sea.	3	2	1	0-0	0	0	0-0	0
9/29 @ Ari.	0	0	0	0-0	0	0	0-0	0
10/6 @ Dal.	0	0	0	0-0	0	0	0-0	0
10/13 vs. Atl.	0	0	0	0-0	0	0	0-0	0
10/28 @ Phi.	0	0	0	0-0	0	0	0-0	0
11/3 vs. Jax.	0	0	0	0-0	0	0	0-0	0
11/10 @ Min.	0	0	0	0-0	0	0	0-0	0
11/17 vs. Was.	0	0	0	0-0	0	0	0-0	0
11/24 @ Hou.	0	0	0	0-0	0	0	0-0	0
12/1 vs. Ten.	0	0	0	0-0	0	0	0-0	0
12/8 @ Was.	1	1	0	1-6	0	0	0-0	0
12/15 vs. Dal.	2	2	0	0-0	0	0	0-0	0
12/22 @ Ind.	0	0	0	0-0	0	0	0-0	0
12/28 vs. Phi.	0	0	0	0-0	0	0	0-0	0
<b>Totals</b>	<b>6</b>	<b>5</b>	<b>1</b>	<b>1-6</b>	<b>0</b>	<b>0</b>	<b>0-0</b>	<b>0</b>
<b>Playoffs</b>								
1/5/03 @ SF	1	1	0	0-0	0	0	0-0	0
<b>Totals</b>	<b>1</b>	<b>1</b>	<b>0</b>	<b>0-0</b>	<b>0</b>	<b>0</b>	<b>0-0</b>	<b>0</b>

# 59 NICK GREISEN

## REGULAR SEASON

Year	Team	GP	GS	TACKLES				SK	Yards	INTERCEPTIONS				FUMBLES		
				TT	Solo	Asst	Yds			No	Yds	Lg	TDs	PD	FF	FR
2002	NY Giants	8	11	6	5	1	1	6	0	0	0	0	0	1	1	0
2003	NY Giants	15	0	10	5	5	0	0	0	0	0	0	0	0	0	0
2004	NY Giants	15	7	79	60	19	2	16	0	0	0	0	6	1	1	2
2005	NY Giants	16	13	85	65	20	1	9	0	0	0	0	4	3	3	18
2006	Jacksonville	16	10	82	48	34	0	0	1	6	6	0	2	0	1	0
2007	Baltimore	14	2	38	22	16	0	0	0	0	0	0	0	0	1	0
<b>Totals</b>		<b>84</b>	<b>33</b>	<b>275</b>	<b>185</b>	<b>90</b>	<b>4</b>	<b>31</b>	<b>1</b>	<b>6</b>	<b>6</b>	<b>0</b>	<b>12</b>	<b>5</b>	<b>7</b>	<b>20</b>

SPECIAL TEAMS TACKLES (51): 2002 (3); 2003 (15); 2004 (9); 2005 (10); 2006 (1); 2007 (13)

## CAREER SINGLE-GAME HIGHS (regular season)

**Total Tackles:**

17 (12/23/07 at Sea.)

**Sacks:**

1 4 times (last: 12/24/05 at Was.)

**Forced Fumbles:**

1 5 times (last: 10/2/05 vs. STL)

**Passes Defended:**

2 2 times (last: 11/7/04 vs. Chi.)

**Solo Tackles:**

13 (12/18/04 at Pit.)

**INTs:**

1 (9/10/06 vs. Dal.)

**Fumble Recoveries:**

1 7 times (last: 12/30/07 vs. Pit.)


## POSTSEASON

Year	Team	GP	GS	TACKLES				SK	Yards	INTERCEPTIONS				FUMBLES		
				TT	Solo	Asst	Yds			No	Yds	Lg	TDs	PD	FF	FR
2002	NY Giants	1	0	0	0	0	0	0	0	0	0	0	0	0	0	0
2005	NY Giants	1	1	7	4	3	0	0	0	0	0	0	0	0	0	0
<b>Totals</b>		<b>2</b>	<b>1</b>	<b>7</b>	<b>4</b>	<b>3</b>	<b>0</b>	<b>9</b>	<b>0</b>	<b>0</b>	<b>0</b>	<b>0</b>	<b>0</b>	<b>0</b>	<b>0</b>	<b>0</b>

# 59 NICK GREISEN

PLAYERS

2007 REVIEW • HISTORY • RECORDS • GAME DAY



# 66

## Guard — 2 Seasons

# BEN GRUBBS

**HT: 6-3**

**WT: 315**

**COLLEGE: AUBURN**

**HS: ELMORE COUNTY (ECLECTIC, AL)**

**BORN: 3/10/84, COLUMBUS, GA**

**JOINED RAVENS: DRAFT 1 (29TH), 2007**

**GAMES PLAYED/STARTED:** (2007, 16/12)  
**Total 16/12**

**TRANSACTIONS:** Ben Grubbs was picked with the 29th-overall selection in the 1st round of the 2007 NFL Draft.

**PRO:** An elite, durable athlete who plays with tenacity and intelligence...He was the top-rated interior lineman on the Ravens' draft board in 2007...Named to the *Pro Football Weekly/Professional Football Writers of America's All-Rookie Team* while earning extensive action as a rookie, playing in all 16 games, including 12 starts at RG...Helped protect Ravens QBs, allowing them time to complete a *franchise-record 341 passes* (61.2%) for 3,308 yards.

**2007:** Named to the *Pro Football Weekly/Professional Football Writers of America's All-Rookie Team* while earning extensive action as a rookie, playing in all 16 games, including 12 starts at RG...Was 1 of 3 Ravens rookies (Jared Gaither and Marshal Yanda) to start along the O-line for the Ravens (most in the NFL) in 2007...Helped protect Ravens QBs, allowing them time to complete a *franchise-record 341 passes* (61.2%) for 3,308 yards and helped open holes, allowing the Ravens to rush for 1,797 yards and 11 TDs...**2007 SEASON HIGHLIGHTS:** Started at RG and helped open up holes, allowing the Ravens to rush for a season-high 180 yards (4.5 yards per carry) and helped protect rookie QB Troy Smith, allowing him to post a career-high 90.2 QB rating in the 27-21 win in the **season finale vs. Pit. (12/30)**...Started at RG and helped protect rookie QB Troy Smith, allowing him to throw for a career-high 199 yards in **game 15 at Sea. (12/23)**...Also helped pave the way for the Ravens to rush for 106 yards against the Seahawks...Started at RG and helped the Ravens to outrush their opponent (98 to 59 rushing yards) for the 10th time this season in **game 13 vs. Ind. (12/9)**...Started at RG and helped pave the way for the Ravens to average 4.5 yards per carry (166 yards and 1 TD on 37 carries) and protected QB Kyle Boller, allowing him to post a 105.3 QB rating in **game 12 vs. NE (12/3)**...Started at RG and helped protect Boller, while paving the way for 6 scoring drives in the 22-3 win in **game 6 vs. STL (10/14)**...*Started*

*his 1st-career NFL game* at RG and helped protect QB Steve McNair, allowing him to complete 67.4% of his passes for 214 yards and no INTs in the win in **game 5 at SF (10/7)**...Subbed at RG and helped pave the way for Baltimore to average 4.3 yards per carry (30 attempts for 129 yards) and protected Ravens QBs, allowing them to complete 75.6% of their passes for 281 yards and 1 TD in the 26-23 win in **game 3 vs. Ari. (9/23)**.

**COLLEGE:** *All-American* and *All-SEC 1st-team selection* by *The NFL Draft Report* as a senior...A perfect blend of power, intensity and athletic ability, Grubbs started 38 consecutive games at LG to close out his career (played in 50 total)...Added *All-American 1st-team* honors from *Rivals.com*...Originally recruited as a defensive lineman, he moved to TE during his redshirt freshman year before becoming a dominant force at LG for the Tigers...Grubbs graded at least 90% for blocking consistency in 30 of his starts and was penalized only 4 times in 2,331 plays while at Auburn...In addition, he allowed just 3 sacks and 7 pressures during that span...*All-American* and *All-SEC 1st-team selection* by *The NFL Draft Report* and was rated the best guard prospect in the country by that scouting service and *ESPN* as a senior in 2006...Added *All-American 1st-team* honors from *Rivals.com*...Consensus *All-SEC 1st-team* preseason pick...Allowed only a half-sack while providing stellar protection for an offense that averaged 320.9 yards per game...The team averaged 148.2 yards per game rushing (75.9% of their ground yardage) and 172.7 yards passing (65.7%) behind the blocking of Grubbs...Grubbs was named to the *All-SEC 1st-team* by *The Sports Xchange* and *The NFL Draft Report* as a junior...Was named *All-American selection* by *The Sports Page* as a sophomore in 2004...Named the team's *Most Improved Offensive Lineman* by the coaching staff...Ben moved from DT to TE in the preseason and appeared in 9 games as a 281-pound blocking TE, but did not have any receptions as a freshman in 2003...Redshirted as a freshman in 2002, competing on the scout team as a DT...Graduated from Auburn in May, 2006 with a degree in public administration and a minor in business.

**PERSONAL:** Attended Elmore County

# 66 BEN GRUBBS

(Eclectic, AL) HS, and played OL, LB and FB during his 4-year career as a starter...*SuperPrep* rated him as one of Alabama's Top 10 prospects...He was a Class 4A All-State selection as an OL by the *Alabama Sports Writers Association*, adding All-County and All-Metro accolades as an OLB...Posted a 2-year total of 260 tackles, 10 sacks and 2 INTs, including 150 tackles, 6 sacks and an INT as a senior...He also rushed for 130 yards on 28 carries, scoring twice, and caught 7 passes for 50 yards that year...As a junior, Grubbs posted 110 tackles, 4 sacks and 1 INT...He also lettered 4 times on the basketball team as a forward...Ben attended the Abilities Network Fundraiser in Nov. 2007; the Abilities Network raises money and awareness for children with neurological diseases...

Participated in Shop with a Raven by helping 50 children from Special Olympics Maryland choose gifts for the holiday season in Dec. 2007...In Nov. 2007, Grubbs teamed with the Baltimore City Police Department to distribute coats to men in need at the Helping Up Mission in Baltimore...Joined youth at Aunt Hattie's Place group home in Baltimore for Thanksgiving dinner in Nov. 2007...Was named the Ravens Roost No. 7's Extra Effort award winner for his on-field performance in 2007...Grubbs accepted the award at the annual banquet in April ('08) in Hagerstown, MD...Ben presented awards to high school athletes at the Ravens Roost #7 Annual Banquet in May 2008...Full Name: Benjamin Richard Grubbs.

## TOP 10 OFFENSIVE/DEFENSIVE GAMES

TOTAL NET YARDS - REGULAR AND POSTSEASON

### DEFENSIVE

RANK	YARDS	RUSH	PASS	DATE	OPPONENT
1.	94	4	90	9/3/00	at Pittsburgh
2.	107	52	55	10/10/04	at Washington
3.	112	28	84	11/26/00	Cleveland
4.	128	64	64	12/10/00	San Diego
5.	132	47	85	11/14/99	at Jacksonville
6.	151	49	102	1/2/00	at New England
7.	142	26	116	9/10/06	at Tampa Bay
8.	152	66	86	1/28/01	at NY Giants (SB XXXV)
	152	28	124	10/2/05	New York Jets
10.	162	39	123	9/17/06	vs. Oakland

### OFFENSIVE

RANK	YARDS	RUSH	PASS	DATE	OPPONENT
1.	479	250	229	11/19/00	Dallas
2.	478	74	404	10/27/96	St. Louis (OT)
3.	463	133	330	10/6/96	New England
4.	461	247	214	11/26/00	Cleveland
5.	460	104	356	11/24/96	Jacksonville (OT)
6.	447	159	288	11/2/97	at NY Jets (OT)
	447	116	331	12/5/99	Tennessee
8.	435	182	253	12/19/05	Green Bay
9.	426	150	276	11/23/03	Seattle (OT)
10.	422	114	308	12/29/02	at Pittsburgh



# 86

## Tight End — 8 Seasons

### TODD HEAP

**HT: 6-5**  
**WT: 250**

**COLLEGE: ARIZONA STATE**  
**HS: MOUNTAIN VIEW (MESA, AZ)**  
**BORN: 3/16/80, MESA, AZ**  
**JOINED RAVENS: DRAFT 1 (31ST), 2001**

**GAMES PLAYED/STARTED:** (2001, 12/6); (2002, 16/16); (2003, 16/16); (2004, 6/6); (2005, 16/16); (2006, 16/16); (2007, 6/6) **Total 88/82**

**Playoffs** (2001, 2/1); (2003, 1/1); (2006, 1/1) **Total 4/3**

**TRANSACTIONS:** Todd Heap was picked with the 31st-overall selection in the 1st round of the 2001 NFL Draft...Entered the draft after his junior season.

**PRO:** A *2-time Pro Bowler* (2002 and 2003), Heap is an elite athlete with a rare combination of size, speed and soft hands, who has led the Ravens in receptions 3 times in the last 6 years...Enters 2008 as the *Ravens all-time leading receiver with 339 catches for 3,897 yards and 27 TDs*...Named the *NFL Alumni TE of the Year* and to the *USA Today's All-Joe Team* (players who are critical to their team, but don't receive the Pro Bowl nod) in **2006**...Was also a Pro Bowl 1st alternate and named to the *NFL.com All-Interview team*...Started all 16 games in **2005**, and set *career highs with 75 receptions for 855 yards and 7 TDs*...Heap also set the franchise records for *career receptions and career reception yards* in 2005...Despite being slowed for most of the season with an ankle injury, Heap finished the **2004** season with 27 receptions for 303 yards and 3 TDs...Heap earned his *2nd-consecutive Pro Bowl and 2nd-team All-Pro honors in 2003*...Earned his *1st Pro Bowl selection in 2002* when he established himself as not only a go-to player for the Ravens, but also as one of the premier TEs in the game.

**2007:** Started all 6 games in which he played before being placed on Injured Reserve with a hamstring injury...Finished 6th on the team with 23 receptions for 239 yards and 1 TD despite missing 10 games (and most of 2 others) with a hamstring injury...**2007 SEASON HIGHLIGHTS:** Was placed on Injured Reserve (hamstring) on 12/29...Started and had 4 receptions (3 good for 1st downs) for 38 yards in his 1st action in 3 weeks in **game 9 vs. Cin. (11/11)**...Started and netted 4 receptions for 36 yards, before leaving the game with a hamstring injury in **game 4 at Cle. (9/30)**...Started and hauled in 4 receptions for 60 yards (15.0 avg.), including 3 good for 1st downs in the 26-23 victory in **game 3 vs. Ari. (9/23)**...Started and pulled in 7 receptions (4

good for 1st downs) for 76 yards and a TD in the 20-13 win in **game 2 vs. NYJ (9/16)**...Started and finished 2nd on the team with 4 receptions for 29 yards and had a potential game-tying TD wiped out on a penalty late in the game in **game 1 at Cin. (9/10)**.

**2006:** Named the *NFL Alumni TE of the Year* and to the *USA Today's All-Joe Team* (players who are critical to their team, but don't receive the Pro Bowl nod)...Was also a Pro Bowl 1st alternate and named to the *NFL.com All-Interview team*...Started all 16 games and *led the team with 73 receptions* (2nd-highest single-season total in his career) for 765 yards (2nd on the team) and a *team-leading 6 TDs* (2nd-most in a single season in his career)...Heap converted 40 catches for 1st downs, including 15 on 3rd down...**2006 SEASON HIGHLIGHTS:** Started and tied for the team lead with 5 receptions for 60 yards (4 good for 1st downs) in the 19-7 win in the **season finale vs. Buf. (12/31)**...Started and finished with 4 receptions for 50 yards (2 good for 1st downs) in the 31-7 win in **game 15 at Pit. (12/24)**...Started and pulled in his *300th-career reception* (becoming the 6th-fastest TE to the mark) with his 4 receptions for 33 yards in the 20-10 victory in **game 13 at KC (12/10)**...Led the team with 84 yards on 4 receptions (21.0 avg.), with a long of 28 in the 26-20 win in **game 8 vs. Cin. (11/5)**...All 4 of Heap's receptions went for 1st downs against the Bengals...Started and tied for the team lead with 4 receptions for a team-high 60 yards (3 good for 1st downs) and the *game-winning TD* in the 16-13 win in **game 4 vs. SD (10/1)**...Heap pulled in a 10-yard strike from McNair with 34 seconds remaining in the game for the Ravens' 2nd come-from-behind win in as many weeks against the Chargers...Netted 5 receptions for 36 yards and a TD in the 15-14 victory in **game 3 at Cle. (9/24)**...Heap's TD came on the 1st play of the 4th quarter, to cut the Browns lead to 14-9.

**2005:** Started all 16 games and finished 2nd on the team with *75 receptions for 855 yards and 7 TDs, all career highs*, and was responsible for 42 1st downs in 2005...Also finished 2nd in the AFC (behind Derrick Mason with 30) and tied for 6th in the NFL with 26 receptions for 261 yards and 3 TDs on 3rd down...**2005 SEASON HIGHLIGHTS:** Hauled in 4 receptions for 30

PLAYERS • 2007 REVIEW • HISTORY • RECORDS • GAME DAY



yards (3 good for 1st downs) and set a new *career-high with his 7th TD* reception in **game 15 vs. Min. (12/25)**...Became the Ravens' all-time receiving yards leader with **9 receptions (tied a career-high)** for 110 yards (3rd-career 100-yard game) and a *career-high tying 2 TDs* in the 48-3 victory in **game 14 vs. GB (12/19)**...Also established a new *single-season career high with his 69th reception of the season* against the Packers...Started and hauled in 5 receptions for 65 yards (4 good for 1st downs) in **game 13 at Den. (12/11)**...Led the team with 6 receptions for 87 yards (14.5 avg.) and *tied a career high with 2 TD receptions* in **game 11 at Cin. (11/27)**...*Pulled in the 205th catch of his career, becoming the franchise's all-time receptions leader*, while grabbing 4 receptions for 28 yards (1 good for a 1st down) in **game 8 vs. Cin. (11/6)**...Led the team with 7 receptions for 71 yards (3 good for 1st downs) in **game 6 at Chi. (10/23)**...Started and pulled in 2 receptions for 54 yards, with a *career-long 48-yarder* and his 1st TD of the season in **game 4 at Det. (10/9)**.

**2004:** Managed to finish 4th on the team with 27 receptions and 303 receiving yards in only 6 games played...Missed a total of 10 games (and most of 2 others) after suffering an ankle injury in the week 2 victory vs. Pit. (9/19)...Was 2nd on the team with 3 TD receptions...Pulled in a *career-high-tying 2 TD receptions* vs. NYG (12/12)...Had a *career-high 9 receptions* (tied for 3rd best single-game performance in Ravens history) for 86 yards in the season opener at Cle. (9/12)...**2004 SEASON HIGHLIGHTS:** Started in a 3-TE set and hauled in 3 receptions for 34 yards (2 good for 1st downs) in **game 15 at Pit. (12/26)**...Started and hauled in 4 receptions (2 good for 1st downs) for a team-high 58 yards and 1 TD in **game 14 at Ind. (12/19)**...Started and led the team with 5 catches for 76 yards (3 for 1st downs), and tied a career high with 2 TD receptions in the 37-14 victory in **game 13 vs. NYG (12/12)**...Started for the 1st time in 9 games (ankle injury), and tied for the team lead with 3 receptions for 22 yards (1 good for a 1st down) in **game 12 vs. Cin. (12/5)**...Was inactive due to an ankle injury in **games 3-11**...Game 3 marked the 1st time he missed a start since 2001...Started and hauled in a team-leading 3 receptions (2 were good for 1st downs) for 27 yards before leaving the game with an ankle injury in the 2nd quarter in **game 2 vs. Pit. (9/19)**...Started in **game 1 at Cle. (9/12)** and led the team with a *career-high 9 receptions* (tied for 3rd best single-game performance in Ravens history) for 86 yards, with a long of 24...Five of Heap's receptions were 1st downs against the Browns.

**2003:** *Earned his 2nd consecutive Pro Bowl and 2nd-team All-Pro honors in 2003*...Started all 16 regular season games and the Ravens'

postseason contest at TE...Led the Ravens in receptions for the 2nd consecutive year (57 for 693 yards and 3 TDs) and his blocking was instrumental in Jamal Lewis' 2,066 yard season...Heap also rushed 3 times for 21 yards...**2003 SEASON HIGHLIGHTS:** Started and pulled in a postseason *career-high 6 receptions for 80 yards and 1 TD* in the **Wild Card loss vs. Ten. (1/3/04)**...Led the team with 6 receptions for 93 yards and 1 TD in **game 14 at Oak. (12/14)**...Of his 6 receptions, 3 were for 1st downs (and 1 for a TD), including a 31-yard circus catch on 3rd-and-5 against the Raiders...Led the team with a then-career-high 8 receptions for 64 yards in **game 10 at Mia. (11/16)**...Started and posted his 2nd-career 100-yard receiving game, as he hauled in 7 receptions for 129 yards in **game 6 at Cin. (10/19)**...Heap also caught a pair of 2-point conversions, and 4 of his 7 receptions accounted for 1st downs against the Bengals...Along with Travis Taylor (138), he became half of the *1st pair of Ravens to record 100-yards receiving in the same game* since Michael Jackson (128) and Derrick Alexander (123) did it vs. NE on 10/6/96.

**2002:** *Earned his 1st-career Pro Bowl berth*...One of only 3 offensive players (T Jonathan Ogden and G Bennie Anderson) to start all 16 games in 2002...Led the team with a then-career-high 68 receptions for 836 yards and 6 TDs...Also rushed 4 times for 38 yards...**2002 SEASON HIGHLIGHTS:** Started and led the team with a then-career-high 7 receptions for a *career-high 146 yards (20.9 avg.)* and 1 TD in **game 16 at Pit. (12/29)**...Started and led the team with 7 receptions for 61 yards in **game 15 vs. Cle. (12/22)**...Four of Heap's 7 receptions accounted for 1st downs against the Browns...Started and posted 5 receptions for a then-career-high 84 yards in **game 3 against Den. (9/30)**...Also *established a career high with 2 TD receptions vs. the Broncos*...Heap scored both of his TDs in the 2nd quarter when he had 3 receptions for 33 yards.

**2001:** Saw action in 12 regular season games, starting 6, as a rookie...Slowed remainder of the season after suffering a high-ankle sprain in **game 3 at Cin. (9/23)**...Also played in 2 postseason games, starting 1...Posted 16 receptions for 206 yards and 1 TD during the regular season; and had 1 reception for 11 yards in the play-offs...**2001 SEASON HIGHLIGHTS:** Caught 3 passes for 39 yards in 24-21 win in **game 11 at Jax. (11/25)**...Caught 2 passes for 16 yards in **game 2 at Cin. (9/23)**...Injured ankle after making a catch in the 3rd quarter...Did not return to game...Made 5 catches for 57 yards in **NFL debut in game 1 vs. Chi. (9/9)**...*1st-career catch was a 3-yard reception in the 1st quarter.*

**COLLEGE:** Ended his Sun Devils' career with the record for TEs with 115 receptions, topping the previous mark of 88 catches by Ken Dyer

## 86 TODD HEAP

(1965-67)...His 1,685 yards broke Dyer's all-time record (for TEs) of 1,365 yards...Started 2 seasons (as a sophomore and junior) and was an All-Pac 10 choice both seasons...Had 9 career special teams tackles and a 2-yard rush...Saw brief action with the 1999-2000 ASU basketball team at the conclusion of the football season...All-America 1st-team selection by *The NFL Draft Report*, earning 2nd-team honors from Walter Camp as a junior...Was an All-Pac 10 Conference 1st-team choice...Finalist for the John Mackey Award, given to the top TE in the country...Started every game...Despite 3 different starters at QB during the season, still managed to lead the team with 48 receptions for 644 yards (13.4 yard avg.) and 3 TDs...All-America 1st-team selection by *SportsPage.com* and an All-Pac 10 Conference 1st-team choice as a sophomore...Became the 1st TE since Ryan McReynolds in 1988 (28 catches) to lead the team in receptions as he hauled in 55 passes for 832 yards (15.1 avg.) and 3 TDs...His 55 receptions set a school season-record for TEs...His 832 yards broke the previous Sun Devil single-season record for TEs by Ken Dyer in 1967 (654)...Recipient of the team's Bill Kajikawa Top Freshman Award.

**PERSONAL:** Lettered 3 times in football and basketball at Mountain View (Mesa, AZ) HS...Helped the team become the 1st school to win back-to-back state championships in 1996 and 1997...Earned Arizona All-Star honors, All-Arizona, Super All-State, Arizona 5A Player of the Year, Ed Doherty Player of the Year Award and All East Valley 2-Way Player of the Year as a senior...*Super Prep* All-America pick...Broke several school records, including career receiving yards (1,377), career receptions (87), career TD receptions, and TD catches in 1 game (3)...Pre-Business major ASU...One of 6 children (sisters, Alyssa and Carli, and brothers, John, Greg and Brad)...Grandfather, Theo, and great uncle, Verl, played basketball at Arizona State...Mother's cousin is Arizona State Hall of Fame QB and former Dallas Cowboy Danny White, the current head coach and general manager of the Arena League's Utah Blaze...In April 2003, Todd traveled to the Bethesda Naval Medical center and Walter Reed Hospitals to visit U.S. soldiers wounded in Operation Iraqi Freedom...Todd joined Baltimore-area military families to connect with troops overseas on 12/9/03 as part of Operation: Live Connections...Adam Vaughn, from Hanover, MD, met Heap at the USO Center of BWI Airport...Vaughn, whose cousin, Airman 1st

class Michael Martinson, was serving duty abroad, was coached by Heap as they connected with Martinson in Germany...Todd, along with former NFL Commissioner Paul Tagliabue, Keith Brooking and Warrick Dunn of the Atlanta Falcons traveled to Germany in the spring of 2004 to visit troops heading to and returning from Iraq and Afghanistan...They also visited several hospitals to spend time with wounded soldiers...Joined Terrell Suggs and other teammates for the Distinguished Speaker Series in Nov. 2004, presented by the Quarterback Club of Baltimore...Met with more than 35 pre-school-aged youngsters who visited the Ravens' training camp in Westminster, MD as part of the Countdown to Kindergarten program in July 2005...CTK promoted school readiness and stresses the importance of early childhood experiences...In Sep. 2005, participated in former teammate Ed Mulitalo's 3rd annual Luau with proceeds benefiting Big Ed's Band Foundations...Joined Will Demps and teammates to serve as personal shoppers for 50 Baltimore youth, who received \$100 gift certificates from Wal-Mart...Todd visited Elmwood Elementary school as part of the NFL's "Take A Player to School" event in Dec. 2006...Todd co-hosts the annual Goodwill Industries Gridiron Halloween Party in Oct. each year...The party benefits Goodwill Industries of the Chesapeake, which provides support and employment for those with disabilities or other disadvantaged conditions...Over \$100,000 is raised annually to support the many Goodwill programs...Joined teammate Matt Katula for a free movie screening of Disney's *Enchanted* with youth in Nov. 2007, as well as joining teammates in Nov. 2007 for the ACT Auction Party benefiting the RACTF and players foundations...In Dec. 2007, Todd participated in teammate Steve McNair's holiday party for Baltimore youth and their families which included appearances by Mayor Sheila Dixon, teammates McNair, Haloti Ngata, Troy Smith and Jamaine Winborne, a holiday meal and a gift distribution to more than 400 people...Heap once again participated in the NFL's Take a Player to School program and joined a student from Aberdeen Middle School in Dec. 2007...Todd established the **Todd Heap Foundation** in 2007...In conjunction with his foundation, Heap pledged to raise \$1 million for a pediatric wing at Franklin Square Hospital in 2008...Heap and his wife, Ashley, have a daughter, Brooklyn (born 7/21/02) and twin boys, Preston and Kyle, (born 1/25/06)...Full name: Todd Benjamin Heap.

### DID YOU KNOW?

Entering 2008, Todd Heap ranks 5th among active NFL tight ends with 323 receptions and is 6th with 3,691 receiving yards since 2002. Heap also ranks 5th with 26 TDs.

# 86 TODD HEAP

2007

Game-by-Game

Ravens

Date/Opp.	Receiving				Rushing			
	Rec.	Yds	Avg.	LG TDs	No.	Yds	Avg.	LG TDs
9/10 @ Cin.	4	29	7.3	10	0	0	0.0	0
9/16 vs. NYJ	7	76	10.9	37	1	0	0.0	0
9/23 vs. Ari.	4	60	15.0	24	0	0	0.0	0
9/30 @ Cle.	4	36	9.0	15	0	0	0.0	0
10/7 @ SF	INACTIVE - HAMSTRING							
10/14 vs. STL	0	0	0.0	0	0	0	0.0	0
10/21 @ Buf.	INACTIVE - HAMSTRING							
11/5 @ Pit.	INACTIVE - HAMSTRING							
11/11 vs. Cin.	4	38	9.5	15	0	0	0.0	0
11/18 vs. Cle.	INACTIVE - HAMSTRING							
11/25 @ SD	INACTIVE - HAMSTRING							
12/3 vs. NE	INACTIVE - HAMSTRING							
12/9 vs. Ind.	INACTIVE - HAMSTRING							
12/16 @ Mia.	INACTIVE - HAMSTRING							
12/23 @ Sea.	INACTIVE - HAMSTRING							
12/30 vs. Pit.	INJURED RESERVE - HAMSTRING							
<b>Totals</b>	<b>23</b>	<b>239</b>	<b>10.4</b>	<b>37</b>	<b>1</b>	<b>0</b>	<b>0.0</b>	<b>0</b>

2006

Game-by-Game

Ravens

Date/Opp.	Receiving				Rushing			
	Rec.	Yds	Avg.	LG TDs	No.	Yds	Avg.	LG TDs
9/10 @ TB	5	46	9.2	13	0	0	0.0	0
9/17 vs. Oak.	5	17	3.4	6	1	0	0.0	0
9/24 @ Cle.	5	36	7.2	12	1	0	0.0	0
10/1 vs. SD	4	60	15.0	29	1	0	0.0	0
10/9 @ Den.	3	21	7.0	10	0	0	0.0	0
10/15 vs. Car.	5	55	11.0	15	1	0	0.0	0
10/29 @ NO	3	47	15.7	30	1	0	0.0	0
11/5 vs. Cin.	4	84	21.0	28	0	0	0.0	0
11/12 @ Ten.	4	49	12.3	19	0	0	0.0	0
11/19 vs. Atl.	6	62	10.3	14	0	0	0.0	0
11/26 vs. Pit.	7	58	8.3	20t	1	0	0.0	0
11/30 @ Cin.	4	29	7.3	15	0	0	0.0	0
12/10 @ KC	4	33	8.3	12	0	0	0.0	0
12/17 vs. Cle.	5	58	11.6	19	0	0	0.0	0
12/24 @ Pit.	4	50	12.5	19	0	0	0.0	0
12/31 vs. Buf.	5	60	12.0	20	0	0	0.0	0
<b>Total</b>	<b>73</b>	<b>765</b>	<b>10.5</b>	<b>30</b>	<b>6</b>	<b>0</b>	<b>0.0</b>	<b>0</b>

Playoffs

1/13/07 vs. Ind.	3	28	9.3	23	0	0	0.0	0
<b>Totals</b>	<b>3</b>	<b>28</b>	<b>9.3</b>	<b>23</b>	<b>0</b>	<b>0</b>	<b>0.0</b>	<b>0</b>

2005

Game-by-Game

Ravens

Date/Opp.	Receiving				Rushing			
	Rec.	Yds	Avg.	LG TDs	No.	Yds	Avg.	LG TDs
9/11 vs. Ind.	4	38	9.5	11	0	0	0.0	0
9/18 @ Ten.	5	56	11.2	20	0	0	0.0	0
10/2 vs. NYJ	4	39	9.8	24	0	0	0.0	0
10/9 @ Det.	2	54	27.0	48	1	0	0.0	0
10/16 vs. Cle.	6	79	13.2	27	1	0	0.0	0
10/23 @ Chi.	7	71	10.1	22	0	0	0.0	0
10/31 @ Pit.	5	38	7.6	22	0	0	0.0	0
11/6 vs. Cin.	4	28	7.0	10	0	0	0.0	0
11/13 @ Jax.	5	58	11.6	19	0	0	0.0	0
11/20 vs. Pit.	4	29	7.3	14	0	0	0.0	0
11/27 @ Cin.	6	87	14.5	34t	2	0	0.0	0
12/4 vs. Hou.	3	51	17.0	24	0	0	0.0	0
12/11 @ Den.	5	65	13.0	22	0	0	0.0	0
12/19 vs. GB	9	110	12.2	27t	2	0	0.0	0
12/25 vs. Min.	4	30	7.5	11	1	0	0.0	0
1/1/06 @ Cle.	2	22	11.0	12	0	0	0.0	0
<b>Totals</b>	<b>75</b>	<b>855</b>	<b>11.4</b>	<b>48</b>	<b>7</b>	<b>0</b>	<b>0.0</b>	<b>0</b>

2004

Game-by-Game

Ravens

Date/Opp.	Receiving				Rushing			
	Rec.	Yds	Avg.	LG TDs	No.	Yds	Avg.	LG TDs
9/12 @ Cle.	9	86	9.6	24	0	0	0.0	0
9/19 vs. Pit.	3	27	9.0	14	0	0	0.0	0
9/26 @ Cin.	INACTIVE - ANKLE							
10/4 vs. KC	INACTIVE - ANKLE							
10/10 @ Was.	INACTIVE - ANKLE							
10/24 vs. Buf.	INACTIVE - ANKLE							
10/31 @ Phi.	INACTIVE - ANKLE							
11/7 vs. Cle.	INACTIVE - ANKLE							
11/14 @ NYJ	INACTIVE - ANKLE							
11/21 vs. Dal.	INACTIVE - ANKLE							
11/28 @ NE	INACTIVE - ANKLE							
12/5 vs. Cin.	3	22	7.3	8	0	0	0.0	0
12/12 vs. NYG	5	76	15.2	37	2	0	0.0	0
12/19 @ Ind.	4	58	14.5	24	1	0	0.0	0
12/26 @ Pit.	3	34	11.3	13	0	0	0.0	0
12/05 vs. Mia.	INACTIVE - ANKLE							
<b>Totals</b>	<b>27</b>	<b>303</b>	<b>11.2</b>	<b>37</b>	<b>3</b>	<b>0</b>	<b>0.0</b>	<b>0</b>

2003

Game-by-Game

Ravens

Date/Opp.	Receiving				Rushing			
	Rec.	Yds	Avg.	LG TDs	No.	Yds	Avg.	LG TDs
9/7 @ Pit.	6	55	9.2	12	0	0	0.0	0
9/14 vs. Cle.	1	7	7.0	7	0	0	0.0	0
9/21 @ SD	5	50	10.0	25	1	0	0.0	0
9/28 vs. KC	4	48	12.0	32	0	1	9.0	9
10/12 @ Ari.	1	2	2.0	2	0	0	0.0	0
10/19 @ Cin.	7	129	18.4	31	0	0	0.0	0
10/26 vs. Den.	3	54	18.0	33	0	0	0.0	0
11/2 vs. Jax.	2	53	26.5	33	1	0	0.0	0
11/9 @ STL	6	49	8.2	14	1	5	5.0	5
11/16 @ Mia.	8	64	8.0	18	0	0	0.0	0
11/23 vs. Sea.	1	22	22.0	22	0	1	7.0	7
11/30 vs. SF	4	38	9.5	11	0	0	0.0	0
12/7 vs. Cin.	1	14	14.0	14	0	0	0.0	0
12/14 @ Oak.	6	93	15.5	31	1	0	0.0	0
12/21 @ Cle.	1	14	14.0	14	0	0	0.0	0
12/28 vs. Pit.	1	1	1.0	1	0	0	0.0	0
<b>Totals</b>	<b>57</b>	<b>693</b>	<b>12.2</b>	<b>33</b>	<b>3</b>	<b>3</b>	<b>21</b>	<b>7.0</b>
<b>Playoffs</b>								
1/3/04 vs. Ten.	6	80	13.3	35	1	0	0.0	0
<b>Totals</b>	<b>6</b>	<b>80</b>	<b>13.3</b>	<b>35</b>	<b>1</b>	<b>0</b>	<b>0.0</b>	<b>0</b>

2002

Game-by-Game

Ravens

Date/Opp.	Receiving				Rushing			
	Rec.	Yds	Avg.	LG TDs	No.	Yds	Avg.	LG TDs
9/8 @ Car.	5	20	4.0	5	0	0	0.0	0
9/15 vs. TB	3	20	6.7	11	0	0	0.0	0
9/30 vs. Den.	5	84	16.8	33	2	0	0.0	0
10/6 @ Cle.	4	53	13.3	17	0	0	0.0	0
10/13 @ Ind.	2	38	19.0	31	0	1	14.0	14
10/20 vs. Jax.	4	39	9.8	20	2	1	7.0	7
10/27 vs. Pit.	6	51	8.5	11	0	0	0.0	0
11/3 @ Atl.	5	60	12.0	16	0	0	0.0	0
11/10 vs. Cin.	4	65	16.3	29	0	0	0.0	0
11/17 @ Mia.	1	6	6.0	6	0	0	0.0	0
11/24 vs. Ten.	4	42	10.5	17	0	1	2.0	2
12/1 @ Cin.	3	30	10.0	22	1	0	0.0	0
12/8 vs. NO	5	87	17.4	43	0	0	0.0	0
12/15 @ Hou.	3	34	11.3	21	0	1	15.0	15
12/22 vs. Cle.	7	61	8.7	12	0	0	0.0	0
12/29 @ Pit.	7	146	20.9	42	1	0	0.0	0
<b>Totals</b>	<b>68</b>	<b>836</b>	<b>12.3</b>	<b>43</b>	<b>6</b>	<b>4</b>	<b>38</b>	<b>9.5</b>


# 86 TODD HEAP

# 86 TODD HEAP

## 2001

### Game-by-Game Ravens

Date/Opp.	Receiving				Rushing			
	Rec.	Yds	Avg.	LG TDs	No.	Yds	Avg.	LG TDs
9/9 vs. Chi.	5	57	11.4	24 0	0	0	0.0	0 0
9/23 @ Cin.	2	16	8.0	11 0	0	0	0.0	0 0
9/30 @ Den.	DNP - ANKLE							
10/7 vs. Ten.	DNP - ANKLE							
10/14 @ GB	DNP - ANKLE							
10/21 @ Cle.	DNP - ANKLE							
10/28 vs. Jax.	0	0	0.0	0 0	0	0	0.0	0 0
11/4 @ Pit.	0	0	0.0	0 0	0	0	0.0	0 0
11/12 @ Ten.	0	0	0.0	0 0	0	0	0.0	0 0
11/18 vs. Cle.	1	24	24.0	24 1	0	0	0.0	0 0
11/25 @ Jax.	3	39	13.0	20 0	0	0	0.0	0 0
12/2 vs. Ind.	1	9	9.0	9 0	0	0	0.0	0 0
12/16 vs. Pit.	1	11	11.0	11 0	0	0	0.0	0 0
12/23 vs. Cin.	1	18	18.0	18 0	0	0	0.0	0 0
12/29 @ TB	2	32	16.0	17 0	0	0	0.0	0 0
1/7/02 vs. Min.	0	0	0.0	0 0	0	0	0.0	0 0
<b>Totals</b>	<b>16</b>	<b>206</b>	<b>12.9</b>	<b>24 1</b>	<b>0</b>	<b>0</b>	<b>0.0</b>	<b>0 0</b>
<b>Playoffs</b>								
1/13/02 @ Mia.	1	11	11.0	11 0	0	0	0.0	0 0
1/20/02 @ Pit.	0	0	0.0	0 0	0	0	0.0	0 0
<b>Totals</b>	<b>1</b>	<b>11</b>	<b>11.0</b>	<b>11 0</b>	<b>0</b>	<b>0</b>	<b>0.0</b>	<b>0 0</b>



## REGULAR SEASON

### RECEIVING

Year	Team	GP	GS	No.	Yds.	Avg.	LG	TD
2001	Baltimore	12	6	16	206	12.9	24t	1
2002	Baltimore	16	16	*68	836	12.3	43	*6
2003	Baltimore	16	16	*57	*693	12.2	33t	3
2004	Baltimore	6	6	27	303	11.2	37	3
2005	Baltimore	16	16	75	855	11.4	48	*7
2006	Baltimore	16	16	*73	765	10.5	30	*6
2007	Baltimore	6	6	23	239	10.4	37	1
<b>Totals</b>		<b>88</b>	<b>82</b>	<b>339</b>	<b>3,897</b>	<b>11.5</b>	<b>48</b>	<b>27</b>

### \*Led Team

### CAREER SINGLE-GAME HIGHS (regular season)

#### Receptions:

9 2 times (last: 12/19/05 vs. GB)

#### Yardage (all 100-yard games):

146 (12/29/02 at Pit.)

129 (10/19/03 at Cin.)

110 (12/19/05 vs. GB)

#### Long Gain:

48 (10/9/05 at Det.)

#### Touchdowns:

2 4 times (last: 12/19/05 vs. GB)

**Additional Statistics:** Has 5 career 2-pt conversions - 1 in 2002 and 4 in 2003. Heap had 1 career passing attempt (incomplete) in 2002.

## POSTSEASON


### RECEIVING

Year	Team	GP	GS	No.	Yds.	Avg.	LG	TD
2001	Baltimore	2	1	1	11	11.0	11	0
2003	Baltimore	1	1	6	80	13.3	35t	1
2006	Baltimore	1	1	3	28	9.3	23	0
<b>Totals</b>		<b>4</b>	<b>3</b>	<b>10</b>	<b>119</b>	<b>11.9</b>	<b>35t</b>	<b>1</b>

# 86 TODD HEAP



35

COREY  
IVY

HT: 5-9  
 WT: 190  
 COLLEGE: OKLAHOMA  
 HS: MOORE, OK  
 BORN: 3/29/77, ST. LOUIS, MO.  
 JOINED RAVENS: FREE AGENT, 2006

**GAMES PLAYED/STARTED:** (2001, 1/0); (2002, 16/0); (2003, 16/2); (2004, 16/0); (2005, 16/5); (2006, 13/0); (2007, 16/13) **Total 94/20**

**Playoffs** (2002, 3/0); (2006, 1/0) **Total 4/0**

**TRANSACTIONS:** Signed with the Ravens (3-year contract) on 3/23/06...Signed by the Rams on 5/2/05...Signed to the Buccaneers' practice squad on 12/5/01...Waived by the Buccaneers on 12/3/01...Signed to the Buccaneers' active roster from their practice squad on 11/10/01...Signed to Tampa Bay's practice squad on 9/4/01...Waived by Tampa Bay on 9/2/01...Signed by the Buccaneers on 6/4/01...Waived by the Browns on 8/27/00...Signed by the Browns on 7/12/00...Signed by the Patriots off of their practice squad on 1/3/00...Signed to the New England practice squad on 12/29/99...Waived by the Patriots on 9/6/99...Originally signed with the Patriots as a rookie free agent on 5/11/99.

**PRO:** Tough, smart, feisty player with a tremendous amount of NFL experience, who enters 2008 with 94 career games, including 20 starts...Has career 163 tackles from scrimmage, 3 INTs and 32 PD...Ivy also has 89 career special teams tackles to his credit...Saw action in all 16 games *starting a career-high 13*, while posting *career bests with 63 tackles (55 solo), 16 PD and 3 sacks (-21 yards)* in 2007...Earned the team's *Ed Block Courage Award* from his teammates after playing in 13 games despite suffering a lacerated kidney in game 5 in 2006.

**2007: (with Baltimore)** Filled in for injured starters Chris McAlister and Samari Rolle, seeing action in all 16 games, *starting a career-high 13*...Posted *career bests with 63 tackles (55 solo), 16 PD and 3 sacks (-21 yards)*...Also recorded 1 INT, 1 FF and 2 special teams tackles on the year...**2007 SEASON HIGHLIGHTS:** Started at CB and netted 5 solo tackles and 2 PD in **game 14 at Mia. (12/16)**...Started (Rolle - illness) and *tied a career-high with 8 solo tackles* in **game 10 vs. Cle. (11/18)**...Started at CB (McAlister - knee) and posted 7 tackles (6 solo), including 1 TFL in **game 7 at Buf. (10/21)**...Started at CB and netted 3 solo tackles, 2 PD and 1 INT (*part of a Ravens' franchise-single-game-record 5 INTs*), which he returned 22 yards in the 22-3 win in **game 6 vs. STL (10/14)**...Started at CB (Rolle - illness), netting 5

solo tackles and leading the team with 3 PD, 1 FF, 1 FR and a sack (-8 yards) in the 26-23 win in **game 3 vs. Ari. (9/23)**...Also had 1 solo special teams tackle against the Jets.

**2006: (with Baltimore)** Earned the team's *Ed Block Courage Award* in a vote by his teammates after playing in 13 games despite suffering a lacerated kidney in game 5...Ivy posted 17 tackles, 6 PD, 2 FF and 2 sacks from scrimmage, while finishing 4th on the team with 14 special teams tackles on the year...Also named Ravens Roost Unsung Hero, an annual award from the fan club...**2006 SEASON HIGHLIGHTS:** Saw action from scrimmage, posting 4 solo tackles, 2 PD, 1 sack and 1 FF in the 31-7 win in **game 15 at Pit. (12/24)**...Also saw action on special teams, netting 2 solo tackles against the Steelers...Had 2 solo tackles from scrimmage and saw action on special teams in **game 12 at Cin. (11/30)**...Also returned 2 punts for 7 yards and 1 KO for 14 yards after B.J. Sams broke his ankle against the Bengals...Subbed and played a spectacular game, posting 3 tackles from scrimmage, including 1 sack (part of a Ravens' record-tying 9 sacks) and a FF (which Adaluis Thomas recovered and returned 57 yards for a TD) in the 27-0 win in **game 11 vs. Pit. (11/26)**...Ivy also posted 3 PD and 1 INT against the Steelers...Saw action for the 1st time in 3 games (kidney) and had 1 special teams tackle in the 27-26 victory in **game 9 at Ten. (11/12)**...Inactive (kidney) in **games 6-8**...Saw action from scrimmage and on special teams in **game 5 at Den. (10/9)**...Ivy was injured in the 3rd quarter of the game against Denver and on the charter flight home was taken to the hospital after the flight was diverted to Pittsburgh, PA...It was determined that Corey had suffered a kidney laceration, and remained in Pittsburgh for observation and tests.

**2005: (with St. Louis)** Saw action in 16 games, starting 5, while posting 57 tackles (47 solo), 7 PD, 2 sacks, 1 INT and 17 special teams tackles for the Rams...**2005 SEASON HIGHLIGHTS:** Saw action at CB, making 2 solo tackles, 2 PD and 1 INT in the **season finale at Dal. (1/1/06)**...Posted 7 tackles, including 5 solo from scrimmage, 1 sack (-11 yards), had 1 FF and posted a team-leading 4 special teams tackles in **game 14 vs. Phi. (12/18)**...Started at CB

## 35 COREY IVY

and recorded 6 tackles (4 solo) and 1 sack (-3 yards) in **game 5 vs. Sea. (10/9)**...Led the secondary with a **career-high 11 tackles** (8 solo) from scrimmage and had 2 special teams stops in **game 2 at Ari. (9/18)**.

**2004: (with Tampa Bay)** Played in all 16 games, racking up 17 special teams tackles...**2004 SEASON HIGHLIGHTS:** Saw action on special teams and tied for the team-lead with 2 tackles in the **season finale at Ari. (12/05)**...Led the Bucs with 3 special teams stops in **game 9 at Atl. (11/14)**...Tied for team-high with 2 special teams stops in **game 5 at NO (10/10)**...Tied for the team lead with 2 special teams tackles in the **season opener at Was. (9/12)**.

**2003: (with Tampa Bay)** Played all 16 games for the Buccaneers, starting 2 and finished with 17 tackles (16 solo) and 2 PD from scrimmage and team-high 16 special teams tackles...**2003 SEASON HIGHLIGHTS:** Collected 4 tackles (1 solo) from scrimmage and 1 special teams stop in **game 10 vs. GB (11/16)**...Saw action from scrimmage and netted 3 stops and had 3 special teams tackles in **game 9 at Car. (11/9)**...**Made 1st-career** start as nickelback and netted 7 tackles and 1 PD in **game 5 at Was. (10/12)**.

**2002: (with Tampa Bay)** Played in all 16 regular season games and all 3 postseason contests... Made 1 tackle on defense and led team with 23 special teams tackles...**2002 SEASON HIGHLIGHTS:** Led team with 3 special teams tackles and had 1 tackle from scrimmage in **Super Bowl XXXVII against Oakland (1/26/03)**...Racked up season-high 4 special teams tackles in the **season finale at Chi. (12/29)**...Led the team with 3 special teams tackles in **game 7 at Phi. (10/20)**...Made 3 special teams tackles in **game 2 at Bal. (9/15)**.

**2001: (with Tampa Bay)** Played in 1 game after being signed to the active roster from Bucs practice squad on 11/10...**2001 SEASON HIGHLIGHTS:** Made 6 tackles in his **NFL debut** in **game 8 at Det. (11/11)**...Spent 1st 8 weeks on practice squad before being signed to active roster.

**2000: (with Cleveland)** Spent training camp with the Browns.

**1999: (with New England)** Spent portion of rookie season on the Patriots' practice squad after signing with club as undrafted free agent.

**COLLEGE:** Two-year letterman at Oklahoma...Finished his career with 69 tackles, 4 INTs, 9 PD, 1 blocked PAT, and another returned for a safety...Ivy was a 2-year starter at Northeastern Oklahoma A&M prior to transfer...Tallied 52 tackles, 3 INTs and team-high 18 PD in final season at A&M...Added 51-yard punt return for a TD...Majored in sociology.

**PERSONAL:** Earned district MVP and All-State honors as senior at Moore (OK) HS...Started at RB and CB...Rushed for 1,614 yards and 21 TDs as a senior...Also lettered in track...Part of group of Buccaneers to visit MacDill Air Force Base in Florida on 9/10/02 to meet and honor men and women of United States Armed Forces for efforts in defending the U.S....Corey won the **2006 Ed Block Courage Award**, voted on by teammates and given annually to players who display a commitment to the principles of sportsmanship and courage...Corey took part in "Shop with a Raven," when players hosted dependants of military personnel and took the children shopping with \$100 gift certificates for the holidays in Dec. 2006...Ivy was also a personal shopper at the 2nd annual Holiday Helpers, hosted by teammates Derrick Mason, Kyle Boller and Samari Rolle in Dec. 2006...Ivy took part in the Football 101 Festival, where he signed autographs and participated in fan forums on 11/13/06...Helped build a house as part of the Sandtown Habitat for Humanity in Sep. 2006...Was named the 2006 Ravens Roost Unsung Hero Award winner...Participated in A Purple Evening, a night that included football basics, autographs and fan forums at M&T Bank Stadium in Oct. 2007...Corey attended An Evening Ringside, a charity boxing event benefiting the Jonathan Ogden Foundation in Nov. 2007...He also participated in Ravens annual Spring Football Festival where he signed autographs and spoke at fan forums in April, 2008...Corey married the former Emilia Downs on April 22, 2006...The couple have a daughter, Blaise, born Sep. 14, 2007...Full name: Corey Terrell Ivy.

Brendon Ayanbadejo . . .EYE-on-bah-day-joe  
 Kyle Boller . . . . .BOWL-er  
 Dwan Edwards . . . . .da-WAHN  
 Haloti Ngata . . . . .ha-LOW-tee Na-tah  
 Yamon Figurs . . . . .YA-mahn Figures  
 Nick Greisen . . . . .GRYE-son  
 Sam Koch . . . . .Cook  
 J'Vonne Parker . . . . .Ja-Von

Haruki Nakamura . . . .ha-ROO-key  
 Nah-kah-MURR-ah  
 Mike Kracalik . . . . .KRAH-cha-lick  
 Quinn Sypniewski . . . .SIP-new-ski  
 Marshal Yanda . . . . .YON-da  
 Tom Zbikowski . . . . .Zih-Bih-KOW-skee  
 Jim Leonhard . . . . .LENard

## RAVENS PRONUNCIATION GUIDE

# 35 COREY IVY

## 2007

### Game-by-Game Tackles

#### Ravens

Date/Opp.	TT	Solo	AS	INT	FF	FR	Sacks	PD
9/10 @ Cin.	2	1	1	0-0	0	0	0-0	0
9/16 vs. NYJ	5	5	0	0-0	0	0	1-7	0
9/23 vs. Ari.	5	5	0	0-0	1	1	1-8	3
9/30 @ Cle.	2	2	0	0-0	0	0	0-0	0
10/7 @ SF	2	1	1	0-0	0	0	0-0	1
10/14 vs. STL	3	3	0	1-22	0	0	0-0	2
10/21 @ Buf.	7	6	1	0-0	0	0	0-0	0
11/5 @ Pit.	4	4	0	0-0	0	0	0-0	1
11/11 vs. Cin.	2	2	0	0-0	0	0	0-0	1
11/18 vs. Cle.	8	8	0	0-0	0	0	0-0	0
11/25 @ SD	6	4	2	0-0	0	0	0-0	1
12/3 vs. NE	4	4	0	0-0	0	0	1-6	1
12/9 vs. Ind.	1	1	0	0-0	0	0	0-0	1
12/16 @ Mia.	5	5	0	0-0	0	0	0-0	2
12/23 @ Sea.	5	3	2	0-0	0	0	0-0	1
12/30 vs. Pit.	2	1	1	0-0	0	0	0-0	2
<b>Totals</b>	<b>63</b>	<b>55</b>	<b>8</b>	<b>1-22</b>	<b>1</b>	<b>1</b>	<b>3-21</b>	<b>16</b>

## 2006

### Game-by-Game Tackles

#### Ravens

Date/Opp.	TT	Solo	AS	INT	FF	FR	Sacks	PD
9/10 @ TB	0	0	0	0-0	0	0	0-0	0
9/17 vs. Oak.	0	0	0	0-0	0	0	0-0	0
9/24 @ Cle.	0	0	0	0-0	0	0	0-0	1
10/1 vs. SD	1	0	1	0-0	0	0	0-0	0
10/9 @ Den.	0	0	0	0-0	0	0	0-0	0
10/15 vs. Car.	INACTIVE - KIDNEY							
10/29 @ NO	INACTIVE - KIDNEY							
11/5 vs. Cin.	INACTIVE - KIDNEY							
11/12 @ Ten.	0	0	0	0-0	0	0	0-0	0
11/19 vs. Atl.	3	3	0	0-0	0	0	0-0	0
11/26 vs. Pit.	3	3	0	1-0	1	0	1-13	3
11/30 @ Cin.	2	2	0	0-0	0	0	0-0	0
12/10 @ KC	2	1	1	0-0	0	0	0-0	0
12/17 vs. Cle.	1	1	0	0-0	0	0	0-0	0
12/24 @ Pit.	4	4	0	0-0	1	0	1-0	2
12/31 vs. Buf.	1	0	1	0-0	0	0	0-0	0
<b>Totals</b>	<b>17</b>	<b>14</b>	<b>3</b>	<b>1-0</b>	<b>2</b>	<b>0</b>	<b>2-13</b>	<b>6</b>

#### Playoffs

1/13/07 vs. Ind.	2	2	0	0-0	0	0	0-0	0
<b>Totals</b>	<b>2</b>	<b>2</b>	<b>0</b>	<b>0-0</b>	<b>0</b>	<b>0</b>	<b>0-0</b>	<b>0</b>

## 2005

### Game-by-Game Tackles

#### Rams

Date/Opp.	TT	Solo	AS	INT	FF	FR	Sacks	PD
9/11 @ SF	2	0	2	0-0	0	0	0-0	0
9/18 @ Ari.	11	8	3	0-0	0	0	0-0	0
9/25 vs. Ten.	0	0	0	0-0	0	0	0-0	0
10/2 @ NYG	0	0	0	0-0	0	0	0-0	0
10/9 vs. Sea.	6	4	2	0-0	0	0	1-3	0
10/17 @ Ind.	1	1	0	0-0	1	0	0-0	1
10/23 vs. NO	6	4	2	0-0	0	0	0-0	1
10/30 vs. Jax.	8	7	1	0-0	0	0	0-0	0
11/13 @ Sea.	3	3	0	0-0	0	0	0-0	0
11/20 vs. Ari.	2	2	0	0-0	0	0	0-0	0
11/27 @ Hou.	3	2	1	0-0	0	0	0-0	0
12/4 vs. Was.	0	0	0	0-0	0	0	0-0	1
12/11 @ Min.	6	4	2	0-0	0	0	0-0	1
12/18 vs. Phi.	7	4	3	0-0	1	0	1-11	0
12/24 vs. SF	2	0	2	0-0	0	0	0-0	0
1/1/06 @ Dal.	3	1	2	0-0	0	0	0-0	2
<b>Totals</b>	<b>60</b>	<b>40</b>	<b>20</b>	<b>1-19</b>	<b>2</b>	<b>0</b>	<b>2-14</b>	<b>6</b>

## 2003

### Game-by-Game Tackles

#### Buccaneers

Date/Opp.	TT	Solo	AS	INT	FF	FR	Sacks	PD
9/8 @ Phi.	0	0	0	0-0	0	0	0-0	0
9/14 vs. Chi.	0	0	0	0-0	0	0	0-0	0
9/21 at Atl.	0	0	0	0-0	0	0	0-0	1
10/6 vs. Ind.	0	0	0	0-0	0	0	0-0	0
10/12 @ Was.	7	7	0	0-0	0	0	0-0	1
10/19 @ SF	1	1	0	0-0	0	0	0-0	0
10/26 vs. Dal.	1	1	0	0-0	0	0	0-0	0
11/2 vs. NO	1	1	0	0-0	0	0	0-0	0
11/9 @ Car.	3	3	0	0-0	0	0	0-0	0
11/16 vs. GB	4	3	1	0-0	0	0	0-0	0
11/24 vs. NYG	0	0	0	0-0	0	0	0-0	0
11/30 @ Jax.	0	0	0	0-0	0	0	0-0	0
12/7 @ NO	0	0	0	0-0	0	0	0-0	0
12/14 vs. Hou.	0	0	0	0-0	0	0	0-0	0
12/20 vs. Atl.	0	0	0	0-0	0	0	0-0	0
12/28 @ Ten.	0	0	0	0-0	0	0	0-0	0
<b>Totals</b>	<b>17</b>	<b>16</b>	<b>1</b>	<b>0-0</b>	<b>0</b>	<b>0</b>	<b>0-0</b>	<b>2</b>

## 2001

### Game-by-Game Tackles

#### Buccaneers

Date/Opp.	TT	Solo	AS	INT	FF	FR	Sacks	PD
9/9 @ Dal.	ON PRACTICE SQUAD							
9/30 @ Min.	ON PRACTICE SQUAD							
10/7 vs. GB	ON PRACTICE SQUAD							
10/14 @ Ten.	ON PRACTICE SQUAD							
10/21 vs. Pit.	ON PRACTICE SQUAD							
10/28 vs. Min.	ON PRACTICE SQUAD							
11/4 @ GB	ON PRACTICE SQUAD							
11/11 @ Det.	5	3	2	0-0	0	0	0-0	2
11/18 vs. Chi.	DID NOT PLAY							
11/26 @ STL	DID NOT PLAY							
12/2 @ Cin.	DID NOT PLAY							
12/9 vs. Det.	DID NOT PLAY							
12/16 @ Chi.	DID NOT PLAY							
12/23 vs. NO	DID NOT PLAY							
12/29 vs. Bal.	DID NOT PLAY							
1/6/02 vs. Phi.	DID NOT PLAY							
<b>Totals</b>	<b>5</b>	<b>3</b>	<b>2</b>	<b>0-0</b>	<b>0</b>	<b>0</b>	<b>0-0</b>	<b>2</b>



# 35 COREY IVY

## REGULAR SEASON

Year	Team	GP	GS	TACKLES				SK	Yards	INTERCEPTIONS				FUMBLES		
				TT	Solo	Asst	Yds			No	Yds	Lg	TDs	PD	FF	FR
2001	Tampa Bay	1	0	5	3	2	0	0	0	0	0	0	2	0	0	0
2002	Tampa Bay	16	0	1	0	1	0	0	0	0	0	0	0	0	0	0
2003	Tampa Bay	16	2	17	16	1	0	0	0	0	0	0	2	0	0	0
2004	Tampa Bay	16	0	0	0	0	0	0	0	0	0	0	0	0	0	0
2005	St. Louis	16	5	60	40	20	2	14	1	19	19	0	6	2	0	0
2006	Baltimore	13	0	17	14	3	2	13	1	0	0	0	6	2	0	0
2007	Baltimore	16	13	63	55	8	3	21	1	22	22	0	16	1	1	0
<b>Totals</b>		<b>94</b>	<b>20</b>	<b>163</b>	<b>128</b>	<b>35</b>	<b>7</b>	<b>48</b>	<b>3</b>	<b>41</b>	<b>22</b>	<b>0</b>	<b>32</b>	<b>5</b>	<b>1</b>	<b>0</b>

**Special Teams Tackles (89):** 2002 (23); 2003 (16); 2004 (17); 2005 (17); 2006 (14); 2007 (2)

## CAREER SINGLE-GAME HIGHS (regular season)

**Total Tackles:**

11 (9/18/05 at Ari.)

**Sacks:**

1 7 times (last: 12/3/07 vs NE)

**Forced Fumbles:**

1 5 times (last: 9/23/07 vs. Ari.)

**Passes Defended:**

3 2 times (last: 9/23/07 vs. Ari.)

**Solo Tackles:**

8 2 times (last: 11/18/07 vs. Cle.)

**INTs:**

1 3 times (last: 10/14/07 vs STL)

**Fumble Recoveries:**

1 (9/23/07 vs. Ari.)

## POSTSEASON

Year	Team	GP	GS	TACKLES				SK	Yards	INTERCEPTIONS				FUMBLES		
				TT	Solo	Asst	Yds			No	Yds	Lg	TDs	PD	FF	FR
2002	Tampa Bay	3	0	3	3	0	0	0	0	0	0	0	0	0	0	0
2006	Baltimore	1	0	2	2	0	0	0	0	0	0	0	0	0	0	0
<b>Totals</b>		<b>4</b>	<b>0</b>	<b>5</b>	<b>5</b>	<b>0</b>	<b>0</b>	<b>0</b>	<b>0</b>	<b>0</b>	<b>0</b>	<b>0</b>	<b>0</b>	<b>0</b>	<b>0</b>	<b>0</b>

# 35 COREY IVY


## DID YOU KNOW?

The Ravens have been one of the NFL's best teams at home since 2000. Here are several trends Baltimore has established when playing at M&T Bank Stadium since then:

- When posting 3 or more sacks . . . . . 32-6 . . . . .
- When registering 4 or more sacks . . . . . 20-1 . . . . .
- When totaling at least 2 INTs . . . . . 31-2 . . . . .
- When holding opponent to 14 points or fewer . . . . . 31-3 . . . . .
- When allowing 225 total net yards or fewer . . . . . 18-1 . . . . .
- When allowing 70 net rush yards or fewer . . . . . 24-4 . . . . .
- When allowing 200 net passing yards or fewer . . . . . 29-6 . . . . .
- When scoring 26-plus points . . . . . 27-2 . . . . .
- When making at least 3 FGs . . . . . 22-3 . . . . .
- When rushing for 100 or more net yards . . . . . 37-10 . . . . .



95

JARRET  
JOHNSON

**HT: 6-3**  
**WT: 265**  
**COLLEGE: ALABAMA**  
**HS: CHIEFLAND (FL)**  
**BORN: 8/14/81, HOMESTEAD, FL**  
**JOINED RAVENS: DRAFT 4A (109TH), 2003**

**GAMES PLAYED/STARTED:** (2003, 15/1); (2004, 16/0); (2005, 16/12); (2006, 16/2); (2007, 16/16) **Total 79/31**

**Playoffs** (2003, 1/0); (2006, 1/0) **Total 2/0**

**TRANSACTIONS:** Jarret Johnson signed a 5-year contract with the Ravens on 3/5/07...Re-signed with the Ravens on 3/17/06...Was originally selected with the 109th-overall pick and was the 1st of 2 (Ovie Mughelli) Ravens selected in the 4th round of the 2003 NFL Draft.

**PRO:** Physical, hard-nosed athlete with tremendous versatility...Has seen action in 79-career games, including 31 starts, and has netted 238 tackles (145 solo), 5 sacks, 8 PD, 3 FFs, 1 FR and 1 INT (returned for a TD)...Started all 16 games for the 1st time in his career and finished the season tied for 5th on the team (Haloti Ngata) with a **career-high 94 tackles** (59 solo), despite being slowed for much of the year with a broken thumb in 2007.

**2007:** Started all 16 games for the 1st time in his career and finished the season tied for 5th on the team (Haloti Ngata) with a **career-high 94 tackles** (59 solo), including a **career-high 11** vs. NYJ, despite being slowed for much of the year with a broken thumb...Johnson also recorded a **career-high 2 sacks** (-19 yards), 2 PD and 2 FFs in his 1st year as a full-time starter...**2007 SEASON HIGHLIGHTS:** Posted 9 tackles, including 8 solo and 3 QB hits before leaving the game in the 4th quarter with a mild concussion and a thumb injury in **game 11 at SD (11/25)**...Finished with 8 tackles, 5 QB hits and a PD, while helping force a **franchise-record 5 INTs** in the 22-3 win in **game 6 vs. STL (10/14)**...Posted 7 tackles (5 solo), 1 sack (-6 yards), 1 FF and helped hold the 49ers to 49 rushing yards and 6 1st downs in the win in **game 5 at SF (10/7)**...Started and netted 9 tackles, while helping hold the Browns to 3.3 yards per carry in **game 4 at Cle. (9/30)**...Tied for the team lead with a **career-high 11 tackles** and had 1 FF, helped hold the Jets to 2.6 yards per rush and forcing 2 INTs in the 20-13 win in **game 2 vs. NYJ (9/16)**.

**2006:** Saw action in all 16 games, starting 2...Posted 35 tackles (23 solo), 2 PD and 1.5 sacks...**2006 SEASON HIGHLIGHTS:** Subbed and posted 2 tackles in the 19-7 win in the **season finale vs. Buf. (12/31)**...Saw action at DE, OLB

and MLB, posting 2 solo tackles and a half-sack (part of the Ravens' record-tying 9 sacks) in the 27-0 win in **game 11 vs. Pit. (11/26)**...Started at LB for Ray Lewis (back) and netted 3 tackles and a solo special teams tackle in the 24-10 win in **game 10 vs. Atl. (11/19)**...Posted 4 tackles and had 2 QB hits in **game 6 vs. Car. (10/15)**...Johnson also had 1 KOR for 6 yards against the Saints...Started at RDE and had 3 solo tackles, including a sack (-11 yards) on the last play of the game when QB Philip Rivers was looking for a Hail Mary attempt in the 16-13 win in **game 4 vs. SD (10/1)**.

**2005:** Played in all 16 games, starting 12 in 2005...Recorded a then-career-high 61 tackles (37 solo), 1.5 sacks, 2 PD and 1 FF...**2005 SEASON HIGHLIGHTS:** Posted 2 solo tackles, including 1 TFL (-5 yards) during a goal-line stand in **game 15 vs. Min. (12/25)**...Netted 5 tackles and 3 QB pressures in the 48-3 win in **game 14 vs. GB (12/19)**...Netted 4 tackles (3 solo) and had 1 PD, which led to a LB Adalius Thomas INT (Thomas returned it for a TD), in **game 12 vs. Hou. (12/4)**...Posted 6 tackles (4 solo), his **1st-career sack** (-1 yard) and 1 FF, which was recovered by Bart Scott, in the 16-13 OT win in **game 10 vs. Pit. (11/20)**...Started at LB and posted 8 tackles (7 solo) and a half-sack (-3 yards) in **game 9 at Jax. (11/13)**.

**2004:** Saw action in 16 games in 2004, providing solid depth along the DL...Posted 30 tackles (17 solo), 1 PD and his 1st-career INT, which he returned for his 1st-career TD in the season finale vs. Miami (1/2/05)...**2004 SEASON HIGHLIGHTS:** Saw action off the bench, recording 1 tackle and the **1st INT of his career**, which he returned 6 yards for his **1st-career TD** in the 30-23 victory in the **season finale vs. Mia. (1/2/05)**...Posted 4 tackles and 1 PD in **game 15 at Pit. (12/26)**...Saw extended action from scrimmage and posted 3 tackles, including 1 TFL in the 37-14 victory in **game 13 vs. NYG (12/12)**...Saw action off the bench and tied for the DL lead with 6 tackles in **game 11 at NE (11/28)**...Recorded 3 tackles, including 1 TFL, as the Ravens held the Redskins to 107 total yards (2nd-lowest total in team history), including just 52 yards rushing in **game 5 at Was. (10/10)**.

**2003:** Saw action in 15 games, starting 1 as a rookie...Recorded 18 tackles (9 solo) and 1 PD in

# 95 JARRET JOHNSON

15 games...Also had 1 tackle in the Ravens' post-season contest...**2003 SEASON HIGHLIGHTS:** *Started his 1st-career game* at LDE, subbing for injured Anthony Weaver in **game 12 vs. SF (11/30)** and posted 2 solo tackles and 1 PD (which led to an INT)...Played from scrimmage and netted 1 tackle in **game 11 vs. Sea. (11/23)**...Saw action from scrimmage and on special teams and posted 4 tackles, including 1 for loss (-5 yards) in **game 7 vs. Den. (10/26)**...Subbed and tallied 2 tackles in **game 5 at Ari. (10/12)**.

**COLLEGE:** Only 2-time captain in Alabama Crimson Tide history...Recorded 190 tackles (110 solo) with 23 sacks (-194 yards) and 25 TFL...His 23 sacks ranked 2nd on the Alabama's career-record list, topped only by Derrick Thomas (52 for -408 yards, 1985-88)...His 25 TFL (-74 yards) tied Leroy Cook (1972-75) for 2nd place on the school's career-record list behind Kindal Moorehead's record of 34 (1998-2002)...His combined sacks and TFL (48) is surpassed only by Thomas (74) on Alabama's career-record chart...A 3-year starter, Johnson joined Kenny King and Moorehead to form one of the premier DLs in college football his final 3 years...All-American 2nd-team choice by *The NFL Draft Report* as a senior...All-SEC 1st-team pick by the *AP*...The heart and soul of a defensive unit that held opponents to under 100 yards rushing in 7 game...All-SEC 1st-team choice by the *Associated Press* and *Birmingham News* as a junior...Started all year at LDT, serving as team captain...Played in the Independence Bowl vs. Iowa State and posted 6 tackles and 1 sack for an 8-yard loss...All-SEC 2nd-team choice by the *AP* as a sopho-

more...Played in every game, starting the Houston contest as a freshman...Majored in public relations.

**PERSONAL:** Attended Chiefland (FL) HS...*Super Prep* All-American and Border Wars 3rd-team All-South pick...Played both DE and DT...As a junior, led his team to the 2A state championship game and earned 2nd-team All-State honors...Second-team All-South choice by Forrest Davis...Jarret helped coach at a FCA (Fellowship of Christian Athletes) football camp in Tuscaloosa, AL in the 2004 offseason...Participated in the Maryland Kids Fest in July 2004, signing autographs and running a Gatorade Junior Training Camp...Posed with Tucker, Johnson's chocolate Labrador, for the 2005 and 2006 Friends of Baltimore Animal Shelter calendar...Proceeds benefited area shelters...Served as celebrity bagger with Maake Kemoatu at the Giant in Westminster, MD in 2005; donations and a silent auction benefited the Carroll County Youth Service Bureau...The bureau provides a continuum of community-based mental health services for children and adults...Jarret won the 2005 Extra Effort Award...Given each year by the Ravens Roost No. 7 (Hagerstown, MD) to a Ravens' player who worked hard all season, providing "extra effort" on the field...Participated in the annual Goodwill Industries Gridiron Halloween Party in Oct. 2005 and '06, and the funds raised support the many Goodwill Industries of the Chesapeake programs...Jarret earned the Ravens Nest Player of the Year Award for the 2007 season...Married the former Anna Grimes on 4/3/04...Full name: Jarret Webster Johnson.

## REGULAR SEASON

Year	Team	GP	GS	TT	TACKLES			SK	Yards	INTERCEPTIONS				FUMBLES		
					Solo	Asst	SK			No	Yds	Lg	TDs	PD	FF	FR
2003	Baltimore	15	1	18	9	9	0	0	0	0	0	0	1	0	0	0
2004	Baltimore	16	0	30	17	13	0	0	1	6	6	1	1	0	1	0
2005	Baltimore	16	12	61	37	24	1.5	4	0	0	0	0	2	1	0	0
2006	Baltimore	16	2	35	23	12	1.5	16.5	0	0	0	0	2	0	0	0
2007	Baltimore	16	16	94	59	35	2	19	0	0	0	0	2	2	0	0
<b>Totals</b>		<b>79</b>	<b>31</b>	<b>238</b>	<b>145</b>	<b>93</b>	<b>5</b>	<b>35.5</b>	<b>1</b>	<b>6</b>	<b>6</b>	<b>1</b>	<b>8</b>	<b>3</b>	<b>1</b>	<b>0</b>

Special Teams Tackles (6): 2006 (6)

### CAREER SINGLE-GAME HIGHS (regular season)

**Total Tackles:**

11 (9/16/07 vs. NYJ)

**Sacks:**

1 4 times (last: 10/7/07 at SF)

**Forced Fumbles:**

1 3 times (last: 10/7/07 at SF)

**Passes Defensed:**

1 8 times (last: 12/30/07 vs. Pit.)

**Solo Tackles:**

8 2 times (last: 11/25/07 at SD)

**INTs:**

1 (1/2/05 vs. Mia.)

**Fumble Recoveries:**

1 (10/24/04 vs. Buf.)

**Additional Statistics:** Has 4 career KO returns for 34 yards - 3 for 28 in 2006, 1 for 6 yards in 2004

## POSTSEASON

Year	Team	GP	GS	TT	TACKLES			SK	Yards	INTERCEPTIONS				FUMBLES		
					Solo	Asst	SK			No	Yds	Lg	TDs	PD	FF	FR
2003	Baltimore	1	0	1	0	1	0	0	0	0	0	0	0	0	0	0
2006	Baltimore	1	0	2	2	0	0	0	0	0	0	0	0	0	0	0
<b>Totals</b>		<b>2</b>	<b>0</b>	<b>3</b>	<b>2</b>	<b>1</b>	<b>0</b>	<b>0</b>	<b>0</b>	<b>0</b>	<b>0</b>	<b>0</b>	<b>0</b>	<b>0</b>	<b>0</b>	<b>0</b>

# 95 JARRET JOHNSON

2007

**Game-by-Game Tackles**

**Ravens**


Date/Opp.	TT	Solo	AS	INT	FF	FR	Sacks	PD
9/10 @ Cin.	5	5	0	0-0	0	0	1-13	0
9/16 vs. NYJ	11	5	6	0-0	1	0	0-0	0
9/23 vs. Ari.	4	4	0	0-0	0	0	0-0	0
9/30 @ Cle.	9	6	3	0-0	0	0	0-0	0
10/7 @ SF	7	5	2	0-0	1	0	1-6	0
10/14 vs. STL	8	2	6	0-0	0	0	0-0	1
10/21 @ Buf.	9	4	5	0-0	0	0	0-0	0
11/5 @ Pit.	7	4	3	0-0	0	0	0-0	0
11/11 vs. Cin.	8	5	3	0-0	0	0	0-0	0
11/18 vs. Cle.	6	3	3	0-0	0	0	0-0	0
11/25 @ SD	9	8	1	0-0	0	0	0-0	0
12/3 vs. NE	0	0	0	0-0	0	0	0-0	0
12/9 vs. Ind.	4	2	2	0-0	0	0	0-0	0
12/16 @ Mia.	1	0	1	0-0	0	0	0-0	0
12/23 @ Sea.	3	3	0	0-0	0	0	0-0	0
12/30 vs. Pit.	3	3	0	0-0	0	0	0-0	1
<b>Totals</b>	<b>94</b>	<b>59</b>	<b>35</b>	<b>0-0</b>	<b>2</b>	<b>0</b>	<b>2-19</b>	<b>2</b>

2005

**Game-by-Game Tackles**

**Ravens**

Date/Opp.	TT	Solo	AS	INT	FF	FR	Sacks	PD
9/11 vs. Ind.	1	1	0	0-0	0	0	0-0	0
9/18 @ Ten.	6	3	3	0-0	0	0	0-0	0
10/2 vs. NYJ	2	2	0	0-0	0	0	0-0	0
10/9 @ Det.	3	1	2	0-0	0	0	0-0	0
10/16 vs. Cle.	3	2	1	0-0	0	0	0-0	1
10/23 @ Chi.	2	2	0	0-0	0	0	0-0	0
10/31 @ Pit.	2	1	1	0-0	0	0	0-0	0
11/6 vs. Cin.	4	1	3	0-0	0	0	0-0	0
11/13 @ Jax.	8	7	1	0-0	0	0	5-3	0
11/20 vs. Pit.	6	4	2	0-0	1	0	1.0-1.0	0
11/27 @ Cin.	3	1	2	0-0	0	0	0-0	0
12/4 vs. Hou.	4	3	1	0-0	0	0	0-0	1
12/11 @ Den.	6	2	4	0-0	0	0	0-0	0
12/19 vs. GB	5	2	3	0-0	0	0	0-0	0
12/25 vs. Min.	2	2	0	0-0	0	0	0-0	0
1/1/06 @ Cle.	4	3	1	0-0	0	0	0-0	0
<b>Totals</b>	<b>61</b>	<b>37</b>	<b>24</b>	<b>0-0</b>	<b>1</b>	<b>0</b>	<b>1.5-4.0</b>	<b>2</b>



2006

**Game-by-Game Tackles**

**Ravens**

Date/Opp.	TT	Solo	AS	INT	FF	FR	Sacks	PD
9/10 @ TB	1	1	0	0-0	0	0	0-0	1
9/17 vs. Oak.	2	1	1	0-0	0	0	0-0	0
9/24 @ Cle.	3	1	2	0-0	0	0	0-0	0
10/1 vs. SD	3	3	0	0-0	0	0	1.0-11.0	0
10/9 @ Den.	2	2	0	0-0	0	0	0-0	0
10/15 vs. Car.	4	1	3	0-0	0	0	0-0	0
10/29 @ NO	3	2	1	0-0	0	0	0-0	1
11/5 vs. Cin.	2	2	0	0-0	0	0	0-0	0
11/12 @ Ten.	3	2	1	0-0	0	0	0-0	0
11/19 vs. Atl.	3	2	1	0-0	0	0	0-0	0
11/26 vs. Pit.	2	2	0	0-0	0	0	5-5.5	0
11/30 @ Cin.	0	0	0	0-0	0	0	0-0	0
12/10 @ KC	2	1	1	0-0	0	0	0-0	0
12/17 vs. Cle.	0	0	0	0-0	0	0	0-0	0
12/24 @ Pit.	3	2	1	0-0	0	0	0-0	0
12/31 vs. Buf.	2	1	1	0-0	0	0	0-0	0
<b>Totals</b>	<b>35</b>	<b>23</b>	<b>12</b>	<b>0-0</b>	<b>0</b>	<b>0</b>	<b>1.5-16.5</b>	<b>2</b>

**Playoffs**

1/13/07 vs. Ind.	2	2	0	0-0	0	0	0-0	0
<b>Totals</b>	<b>2</b>	<b>2</b>	<b>0</b>	<b>0-0</b>	<b>0</b>	<b>0</b>	<b>0-0</b>	<b>0</b>

2004

**Game-by-Game Tackles**

**Ravens**

Date/Opp.	TT	Solo	AS	INT	FF	FR	Sacks	PD
9/12 @ Cle.	1	1	0	0-0	0	0	0-0	0
9/19 vs. Pit.	1	0	1	0-0	0	0	0-0	0
9/26 @ Cin.	2	2	0	0-0	0	0	0-0	0
10/4 vs. KC	2	0	2	0-0	0	0	0-0	0
10/10 @ Was.	3	2	1	0-0	0	0	0-0	0
10/24 vs. Buf.	0	0	0	0-0	0	1	0-0	0
10/31 @ Phi.	1	1	0	0-0	0	0	0-0	0
11/7 vs. Cle.	2	2	0	0-0	0	0	0-0	0
11/14 @ NYJ	1	1	0	0-0	0	0	0-0	0
11/21 vs. Dal.	1	0	1	0-0	0	0	0-0	0
11/28 @ NE	6	2	4	0-0	0	0	0-0	0
12/5 vs. Cin.	1	1	0	0-0	0	0	0-0	0
12/12 vs. NYG	3	1	2	0-0	0	0	0-0	0
12/19 @ Ind.	1	1	0	0-0	0	0	0-0	0
12/26 @ Pit.	4	2	2	0-0	0	0	0-0	1
1/2/05 vs. Mia.	1	1	0	1-6t	0	0	0-0	0
<b>Totals</b>	<b>30</b>	<b>17</b>	<b>13</b>	<b>1-6</b>	<b>0</b>	<b>1</b>	<b>0-0</b>	<b>1</b>

2003

**Game-by-Game Tackles**


**Ravens**

Date/Opp.	TT	Solo	AS	INT	FF	FR	Sacks	PD
9/7 @ Pit.	2	1	1	0-0	0	0	0-0	0
9/14 vs. Cle.	1	1	0	0-0	0	0	0-0	0
9/21 @ SD	0	0	0	0-0	0	0	0-0	0
9/28 vs. KC	1	1	0	0-0	0	0	0-0	0
10/12 @ Ari.	2	1	1	0-0	0	0	0-0	0
10/19 @ Cin.	0	0	0	0-0	0	0	0-0	0
10/26 vs. Den.	4	0	4	0-0	0	0	0-0	0
11/2 vs. Jax.	0	0	0	0-0	0	0	0-0	0
11/9 @ STL	0	0	0	0-0	0	0	0-0	0
11/16 @ Mia.	0	0	0	0-0	0	0	0-0	0
11/23 vs. Sea.	1	1	0	0-0	0	0	0-0	0
11/30 vs. SF	2	1	1	0-0	0	0	0-0	1
12/7 vs. Cin.	2	1	1	0-0	0	0	0-0	1
12/14 @ Oak.	2	1	1	0-0	0	0	0-0	0
12/21 @ Cle.	INACTIVE							
12/28 vs. Pit.	1	1	0	0-0	0	0	0-0	0
<b>Totals</b>	<b>18</b>	<b>9</b>	<b>9</b>	<b>0-0</b>	<b>0</b>	<b>0</b>	<b>0-0</b>	<b>1</b>

**Playoffs**

1/3/04 vs. Ten.	1	1	0	0-0	0	0	0-0	0
<b>Totals</b>	<b>1</b>	<b>1</b>	<b>0</b>	<b>0-0</b>	<b>0</b>	<b>0</b>	<b>0-0</b>	<b>0</b>

# 95 JARRET JOHNSON



# 91

## Linebacker – 2 Seasons

### EDGAR JONES

**HT: 6-3**  
**WT: 263**  
**COLLEGE: SOUTHEAST MISSOURI**  
**HS: RAYVILLE, LA**  
**BORN: 12/1/84, MONROE, LA**  
**JOINED RAVENS: FREE AGENT, 2007**

**GAMES PLAYED/STARTED:** (2007, 4/0)  
**Total 4/0**

**TRANSACTIONS:** Re-signed by Baltimore on 11/13/07...Waived by the Ravens on 11/10/07...Re-signed by Baltimore on 11/6/07...Waived by Baltimore on 11/5/07...Jones originally signed with the Ravens as a rookie free agent on 5/4/07.

**PRO:** Versatile young athlete with pass-rushing ability...Saw action in 4 games after making the team as an undrafted rookie free agent in 2007.

**2007:** Saw action in 4 games after making the team as an undrafted rookie free agent...Recorded 5 tackles and a sack, and netted 2 special teams tackles...**2007 SEASON HIGHLIGHTS:** Played from scrimmage and on special teams, posting 2 tackles in the 27-21 win in the **season finale vs. Pit. (12/30)**...Saw action off the bench, and posted a tackle in **game 15 at Sea. (12/23)**...Posted his **1st-career tackle**, finishing the game with 4, including his **1st-career sack** in **game 14 at Mia. (12/16)**...Was a game-day inactive in **games 10-13**...Was a game-day inactive in **games 4-7**...Saw his **1st NFL action**, but did not record a tackle in the 26-23 win in **game 3 vs. Ari. (9/23)**...Was a game-day inactive in **games 1 and 2**.

**COLLEGE:** Excellent athlete and pass-rushing specialist who was slowed by injuries in his career at Division I-AA Southeast Missouri State University...Named to the *Associated Press* All-America team in 2006 after leading the nation in sacks (12)...Jones tallied 53 tackles (37 solo)

including the 18 TFL (-103 yards) and 12 sacks (-88 yards)...Was 1 of 3 players from the Ohio Valley Conference selected to play in the Magnolia Gridiron Classic All-Star Game in Jackson, MI...The Classic is geared towards college players whose teams have not been invited to postseason competition, but have the potential to make it into the NFL...Was a Southeast Scholar Athlete and majored in criminal justice.

**PERSONAL:** Was a 2-time All-State selection as a DE and TE at Rayville (LA) HS...Was named 4-time All-District performer in football and 3-time All-State honoree in basketball, once scoring 59 points in 1 game...Edgar worked with Sandtown Habitat for Humanity to refurbish homes for Baltimore families by framing walls and building flooring in Oct. 2007...In Nov. 2007, Jones visited students at the Maryland School for the Blind with teammates David Pittman and Ronnie Prude...Players answered questions and presented game-day football items to students...Jones joined youth at Aunt Hattie's Place group home in Baltimore for Thanksgiving dinner in Nov. 2007...He also participated in the 3rd Annual Holiday Helpers shopping event in Dec. 2007 serving as a personal shopper for youth with \$150 gift certificates to Target donated by teammates Kyle Boller, Derrick Mason and Samari Rolle...In Dec. 2007, Jones attended "Sundaes with the Ravens," making ice cream sundaes with youth at the Ravens' training facility to celebrate the holiday season...Full name: Edgar Devon Jones.

### REGULAR SEASON

Year	Team	GP	GS	TACKLES				SK	Yards	INTERCEPTIONS				FUMBLES			
				TT	Solo	Asst				No	Yds	Lg	TDs	PD	FF	FR	Yds
2007	Baltimore	4	0	5	2	3	1	0	0	0	0	0	0	0	0	0	0
<b>Totals</b>		4	0	5	2	3	1	0	0	0	0	0	0	0	0	0	0

Special Teams Tackles (2): 2007 (2)

### CAREER SINGLE-GAME HIGHS (regular season)

**Total Tackles:**  
4 (12/16/07 at Mia.)

**Sacks:**  
1 (12/16/07 at Mia.)

**Solo Tackles:**  
2 (12/16/07 at Mia.)

## 91 EDGAR JONES





70

Long Snapper – 4 Seasons

MATT  
KATULA

HT: 6-6

WT: 272

COLLEGE: WISCONSIN

HS: CATHOLIC MEMORIAL (WAUKESHA, WI)

BORN: 8/22/82, BROOKFIELD, WI

JOINED RAVENS: ROOKIE FREE AGENT, 2005

**GAMES PLAYED/STARTED:** (2005, 16/0); (2006, 16/0); (16/0) **Total 48/0**

**Playoffs** (2006, 1/0) **Total 1/0**

**TRANSACTIONS:** Matt Katula signed with the Baltimore Ravens on 4/29/05 as a rookie free agent.

**PRO:** One of the league's elite long snappers...Katula possesses great speed and ball placement...Has played in 48 games, not missing one contest in his NFL career...Has 22 career-special teams tackles and led all NFL long-snappers with 10 in 2005.

**2007:** Saw action in all 16 games and snapped on all 78 punts, 32 FGAs and 26 PATs, as well as posting 7 solo special teams tackles on the year...**2007 SEASON HIGHLIGHTS:** Snapped for all 5 punts, 3 PATs and 1 FGA and had a special teams tackle in **game 12 vs. NE (12/3)**...Snapped on 6 punts and 2 FGAs and posted a solo special teams tackle in **game 7 at Buf. (10/21)**...Snapped on 4 FGAs, 2 PATs, 3 punts and recorded 1 solo tackle on a punt return in the 26-23 win in **game 3 vs. Ari. (9/23)**...Snapped for 6 punts, 3 FGs and 2 PATs in **game 2 vs. NYJ (9/16)**.

**2006:** Saw action in all 16 games for the 2nd-consecutive year, snapping for all 37 PATs, 30 FGAs and 86 punts...Also posted 5 special teams tackles on the year...**2006 SEASON HIGHLIGHTS:** Saw action in his *1st-career postseason game*, snapping for all 5 punts and both FGs and had 1 tackle in the **Divisional Playoff game vs. Ind. (1/13/07)**...Snapped on all 4 punts, 4 FGAs and 2 XPAs and netted 2 special teams tackles in the 26-20 win in **game 8 vs. Cin. (11/5)**...Snapped on all 6 punts and 3 FGAs, including the 52-yard game-winner, plus added 1 special teams tackle in the 15-14 victory in **game 3 at Cle. (9/24)**...Snapped on all 7 punts, 4 FGs and 2 PATs and had 1 special teams tackle in the 28-6 victory in **game 2 vs. Oak. (9/17)**...Snapped on all 3 PATs, both FGAs and 6 punts and also had 1 special teams tackle in the 27-0 victory in the **season opener at TB (9/10)**.

**2005:** Saw action in all 16 games as a rookie and snapped for every special teams play...*Katula led all NFL long snappers with 10 special teams tackles.*

**2005 SEASON HIGHLIGHTS:** Snapped on all 8 punts, 1 PAT and the game-winning 38-yard FG, and a special teams tackle in the 16-15 win in **game 12 vs. Hou. (12/4)**...Snapped on all 8 punts, a PAT and 3 FGAs, including the 44-yard game winner in OT, in the 16-13 OT win in **game 10 vs. Pit. (11/20)**...Also had 2 special teams tackles against the Steelers...Snapped on 7 punts and 1 FGA and had a *career-high 3 special teams tackle* in **game 9 at Jax. (11/13)**...*Saw his 1st-career NFL action*, snapping on 4 punts, 3 FGAs and 1 PAT in **game 1 vs. Ind. (9/11)**.

**COLLEGE:** Was a significant contributor to the Badgers' special teams unit, seeing action in 48 of 51 games in his career...Earned 4 varsity letters...Was the Badgers' No. 1 long snapper all 4 seasons at Wisconsin...Drew significant attention during the Wisconsin Pro Day, when he hit the mark on all but 1 of 35 attempts in a targeted long-snap exercise...The Badgers had just 1 punt blocked in 2004, and none of their 21 FGAs...His sophomore year, Katula played in all 14 games, making 3 tackles...In 2001, played in the 1st 9 games before suffering a broken arm, which caused him to miss the final 3 games...Red-shirted in 2000...Majored in political science.

**PERSONAL:** Was 1st-team All-Conference on offense and 2nd-team on defense his senior year at Catholic Memorial (Waukesha, WI) HS...With former teammate Dave Zastudil in Sep. 2005, visited the Living Classrooms educational campus in downtown Baltimore and spoke to students from Crossroads Middle School, toured the facility and worked with participants in the Fresh Start program...In Oct. 2005, joined Ravens staff and volunteers in refurbishing a home with Sandtown Habitat for Humanity, as part of the NFL/United Way Hometown Huddle...Matt participated in the ESPN Zone Holiday PAL (Police Athletic League) Party, hosting underprivileged youth at an event with food, games and fun Dec. 2006...He took part in the Football 101 Festival, where he signed autographs and participated in fan forums (Nov. 2005 and '06)...Also took part in the Ravens' annual Goodwill Gridiron Halloween party benefiting Goodwill Industries of the Chesapeake in 2005, '06 and '07...Visited Sharp Leadenhall Elementary school and spoke to the students about the importance of education in Oct. 2006...Created the *Matt Katula Foundation* in

## 70 MATT KATULA

2007, established to provide for the growth and development of community sports programs...The foundation helps children that need financial support and guidance to achieve their goals...Matt's website is [www.perfectlaces.com](http://www.perfectlaces.com)...In Sep. 2007, Katula, along with other Ravens teammates, participated in the 15th Annual Golf Classic fundraiser to benefit Sarah's House, a facility that provides emergency shelter for Baltimore families...Also participated in A Purple Evening, a night that included football basics, autographs and fan forums at M&T Bank Stadium and the Pam Shriver Tennis Classic benefiting the Baltimore Community Foundation in

Oct. 2007...In Nov. 2007, Katula and the Matt Katula Foundation hosted a free movie screening of Disney's *Enchanted* for Baltimore youth...He also joined teammates for the ACT Auction Party benefiting the RACTF and players foundations in Nov. 2007...He also participated in Ravens annual Spring Football Festival where he signed autographs and spoke at fan forums in April, 2008...Matt held his inaugural Matt Katula Foundation Golf Tournament in June 2008...Married the former Allison Casper on 2/19/05...Full name: Matthew Charles Katula.

### REGULAR SEASON

**SPECIAL TEAMS TACKLES (22):** 2005 (10); 2006 (5); 2007 (7)

### CAREER SINGLE-GAME HIGHS (regular season)

**Total Special Teams Tackles:**  
3 (11/13/05 at Jax.)


### Solo Tackles:

1 15 times (last: 12/3/07 vs. NE)

### POSTSEASON

**SPECIAL TEAMS TACKLES (1):** 2006 (1)

## 70 MATT KATULA



# 4

## Punter - 3 Seasons

# SAM KOCH

**HT:** 6-1

**WT:** 220

**COLLEGE:** NEBRASKA

**HS:** SEWARD (NE)

**BORN:** 8/13/82, YORK, NE

**JOINED RAVENS:** DRAFT 6A (203RD), 2006

**GAMES PLAYED/STARTED:** (2006, 16/0); (2007, 16/0) **Total 32/0**

**Playoffs** (2006, 1/0) **Total 1/0**

**TRANSACTIONS:** Sam Koch was the 203rd selection (6th round) of the 2006 NFL Draft...Koch is the 1st-ever Raven drafted from Nebraska in franchise history.

**PRO:** Accurate punter with outstanding leg strength...Entering 2008, Koch has booted 164 punts for 7,092 yards (43.2 average), with a long

of 64 and has placed 50 inside the 20...Punted 78 times for 3,397 yards for a **career-high 43.6 yards average**, including a **career-long 64-yard boot** (game 6 vs. STL) in 2007.

**2007:** Punted 78 times for 3,397 yards for a **career-high 43.6 yards average**, including a **career-long 64-yard boot** (game 6 vs. STL)...Koch also placed 20 kicks inside the 20 and added 1 special teams tackle on the year...**2007 SEASON HIGHLIGHTS:** Punted 4 times for 188 yards (47.0 avg.), with a long of 56

## 4 SAM KOCH

and placed 2 inside the 20 in the 27-21 win in the **season finale vs. Pit. (12/30)**...Booted 4 punts for 200 yards, for a 50.0 average, with a long of 62 in **game 14 at Mia. (12/16)**...Punted a **career-high 10 times** for 436 yards (43.6 average), with a long of 55 in **game 8 at Pit. (11/5)**...Punted 5 times for 305 yards, tying a career high with a 50.8 average, with a long of 61 and placed 2 inside the 20 in **game 7 at Buf. (10/21)**...Booted 5 punts for 254 yards for a **career-high 50.8 average**, including a **career-long 64-yarder**, while placing 1 inside the 20 in the 22-3 win in **game 6 vs. STL (10/14)**...Punted 7 times for 291 yards (41.6 average), placing 3 inside the 20-yard line in the win in **game 5 at SF (10/7)**.

**2006:** Saw action in all 16 games, punting 86 times for 3,695 yards for a 43.0 average, placing 30 inside the 20 (4th-most in the NFL)...Koch also finished the year tied (Jones, Mia.) with the 2nd-most punts downed inside the 10-yard line with 12 and tied for the 2nd-fewest TBs (3) in the NFL...**2006 SEASON HIGHLIGHTS:** Booted 4 punts for 184 yards for a 46.0 avg., placing 2 inside the 20 in the 31-7 win in **game 15 at Pit. (12/24)**...Hit 4 punts for 162 yards for a 40.5 avg., including 3 inside the 20 and a long of 51 in severe windy conditions in the 20-10 victory in **game 13 at KC (12/10)**...Punted 7 times for 330 yards with a long of 61 (47.1 average), placing 1 inside the 20 in **game 12 at Cin. (11/30)**...Booted 6 punts for 259 yards (43.2 avg.), with a long of 54, and placed 2 inside the 20 in the 35-22 victory in **game 7 at NO (10/29)**...Koch placed a punt on the Saints' 2-yard line in the 3rd quarter, which set up a Dawan Landry INT, returned for a TD against the Saints...Punted 7 times for 336 yards (48.0 avg.), placing 2 inside the 20 and had a crushing tackle on a punt return in the 16-13 win in **game 4 vs. SD (10/1)**...Continued to be a weapon as he punted 7 times for 303 yards (43.3 avg.), placing 3 inside the 20, with a long of 60 in the 28-6 victory in **game 2 vs. Oak. (9/17)**...Kicked off 6 times and booted 6 punts for 282 yards (47.0 avg.), including a long of 56 in the 27-0 victory in the **season opener at TB (9/10)**.

**COLLEGE:** A former walk-on, he received a scholarship at Nebraska before the start of the 2004 season...Was Nebraska's punter from 2004-05 after holding KO duties for 7 games in 2003...Played in 30 career games, 23 of which came as the Huskers' No. 1 punter...He racked up a career-punting average of 44.1 yards (with 56 kicks inside the 20 and a long of 84 yards) to finish 3rd in school annals...As a senior in 2005, Koch put together the best campaign ever at his position in school history, as he **broke the single-season punting average mark with a 46.5-yard average**...Koch's average ranked 2nd nationally and helped Nebraska to a No. 2 national ranking in net punting (39.9 avg.)...Was a semifinalist for the Ray Guy Award and earned a 1st-team All-American nod by *NationalChamps.net*...Also a

1st-team All-Big 12 pick (*Kansas City Star*), **2nd-team All-Big 12 selection** (*San Antonio Express News*) and **honorable mention All-Conference** honoree by The Associated Press and Big 12 Coaches...Posted a stellar campaign by breaking Nebraska's single-season punting average with a 46.5-yard mark, placing 29 boots inside the 20 and launching a long of 84 yards...The 2005 average bested the previous record of 45.1 yards per punt by current Bengals P Kyle Larson in 2003...Finished the year ranked 2nd nationally in punting average...Guided the Huskers special teams to a No. 2 collegiate ranking in net punting (39.9 avg.)...Earned **1st-team All-America** honors by *NationalChamps.net* and **1st-team All-Big 12** accolades (*Kansas City Star*)...Koch was also a **2nd-team all-conference** selection by the *San Antonio Express News* and an **honorable-mention All-League** choice by The Associated Press and the Big 12 coaches...In the Huskers' 1st 3 contests, Koch kicked 3 punts of 70 yards or more to become only the 2nd punter in school history with 3 kicks of 70 yards or more...One of his top boots on the year came on a 76-yard blast in a win over Wake Forest (9/10) when he stuck the Demon Deacons at their own 8-yard line...Against Pitt (9/17), Koch delivered a **career-long 84-yarder, the 2nd-longest punt in school history and the longest in Big 12 history**...That performance earned him Big 12 Special Teams Player of the Week...In his collegiate finale in the 2005 Alamo Bowl (12/28), Koch posted a 51.5-yard average on 8 punts against Michigan, including 5 50-plus yarders...Koch backed up Kyle Larson at punter as a sophomore in 2003, but did not attempt a punt...He was the Huskers' KO specialist for the 2nd half of the season...Did not see game action as a redshirt freshman in 2002, but served as the backup punter...Redshirted as a freshman...He was named to the 2005 2nd-team Academic All-Big 12 squad and the 2005 Big 12 Commissioner's Spring and Fall Academic Honor Roll...Earned a degree in business administration in Dec. of 2005.

**PERSONAL:** A versatile athlete at Seward (NE) HS, Koch played LB, FB and TE along with taking on all the team's kicking duties...He also played soccer, basketball and baseball...Sam took part in the Football 101 Festival when he signed autographs and participated in fan forums in Nov. 2006...In Sep. 2007, Koch, along with teammates, participated in the 15th Annual Golf Classic fundraiser to benefit Sarah's House, a facility that provides emergency shelter for Baltimore families...Koch also participated in Ravens annual Spring Football Festival where he signed autographs and spoke at fan forums in April, 2008...He and his wife, Nikki, were married in May 2005...The couple has 3 children, Ryan (10) and Braxtyn (4) and Kamdyn (2)...Name is pronounced: COOK...Full name: Sam David Koch.

# 4 SAM KOCH

2007

Game-by-Game

Ravens

PUNTING

Date/Opp.	No.	Yards	Avg.	TB	In 20	LG	BK	50+
9/10 @ Cin.	5	223	44.6	1	2	51	0	1
9/16 vs. NYJ	6	285	47.5	2	1	62	0	1
9/23 vs. Ari.	3	94	31.3	0	2	57	0	1
9/30 @ Cle.	0	0	0.0	0	0	0	0	0
10/7 @ SF	7	291	41.6	1	3	47	0	0
10/14 vs. STL	5	254	50.8	1	1	64	0	2
10/21 @ Buf.	6	305	50.8	2	2	61	0	4
11/5 @ Pit.	10	436	43.6	0	0	55	0	3
11/11 vs. Cin.	3	110	36.7	0	2	52	0	1
11/18 vs. Cle.	4	194	48.5	0	0	57	0	3
11/25 @ SD	6	222	37.0	0	1	45	0	0
12/3 vs. NE	5	191	38.2	0	1	46	0	0
12/9 vs. Ind.	1	35	35.0	0	0	35	1	0
12/16 @ Mia.	4	200	50.0	1	0	62	0	2
12/23 @ Sea.	9	369	41.0	1	3	47	0	0
12/30 vs. Pit.	4	188	47.0	0	2	56	0	1
<b>Totals</b>	<b>78</b>	<b>3,397</b>	<b>43.6</b>	<b>9</b>	<b>20</b>	<b>64</b>	<b>1</b>	<b>19</b>

2006

Game-by-Game

Ravens

PUNTING

Date/Opp.	No.	Yards	Avg.	TB	In 20	LG	BK	50+
9/10 @ TB	6	282	47.0	1	0	56	0	2
9/17 vs. Oak.	7	303	43.3	0	3	60	0	3
9/24 @ Cle.	6	235	39.2	0	3	53	0	1
10/1 vs. SD	7	336	48.0	0	2	56	0	1
10/9 @ Den.	6	253	42.2	0	1	55	0	3
10/15 vs. Car.	5	216	43.2	0	2	58	0	1
10/29 @ NO	6	259	43.2	0	2	54	0	1
11/5 vs. Cin.	4	182	45.5	0	2	52	0	1
11/12 @ Ten.	5	194	38.8	0	2	47	0	0
11/19 vs. Atl.	4	146	36.5	0	1	41	0	0
11/26 vs. Pit.	6	259	43.2	0	2	55	0	2
11/30 @ Cin.	7	330	47.1	1	1	61	0	2
12/10 @ KC	4	162	40.5	0	3	51	0	2
12/17 vs. Cle.	5	201	40.2	0	1	49	0	0
12/24 @ Pit.	4	184	46.0	1	2	55	0	2
12/31 vs. Buf.	4	153	38.3	0	3	54	0	1
<b>Totals</b>	<b>86</b>	<b>3,695</b>	<b>43.0</b>	<b>3</b>	<b>30</b>	<b>61</b>	<b>0</b>	<b>22</b>
<b>Playoffs</b>								
1/13/07 vs. Ind.	5	190	38.0	1	1	47	0	0
<b>Totals</b>	<b>5</b>	<b>190</b>	<b>38.0</b>	<b>1</b>	<b>1</b>	<b>47</b>	<b>0</b>	<b>0</b>

## REGULAR SEASON

### PUNTING

Year	Team	GP	GS	No.	Yds.	Avg.	LG	I20	TB	Blk
2006	Baltimore	16	0	86	3,695	43.0	61	30	3	0
2007	Baltimore	16	0	78	3,397	43.6	64	20	9	1
<b>Totals</b>		<b>32</b>	<b>0</b>	<b>164</b>	<b>7,092</b>	<b>43.2</b>	<b>64</b>	<b>50</b>	<b>12</b>	<b>1</b>

Special Teams Tackles (3): 2006 (2); 2007 (1)

### CAREER HIGHS

Punts: 10 (11/5/07 at Pit.)

Longest: 64 (10/14/07 vs. STL)

Inside 20: 3 6 times (last: 12/23/07 at Sea.)

### POSTSEASON

#### PUNTING

Year	Team	GP	GS	No.	Yds.	Avg.	LG	I20	TB	Blk
2006	Baltimore	1	0	5	190	38.0	47	1	1	0

# 4 SAM KOCH

## PROLIFIC PUNTING

In his 2 years with the Ravens, Sam Koch has already made his mark on the Ravens' record books. With his 43.2-yard career average, Koch is currently tied (Greg Montgomery, 1996-97) for the best career punting average (min. 100 punts) in franchise history. Below are Koch's impressive rankings:

STAT	No.	FRANCHISE RANK
Career Punting Average	43.2	1st (T)
Career Punts	164	3rd
Placed Inside 20	50	3rd
Season Punting Average ('07)	43.6	3rd



26

DAWAN  
LANDRY

**HT: 6-0**  
**WT: 220**  
**COLLEGE: GEORGIA TECH**  
**HS: HAHNVILLE (BOUTTE, LA)**  
**BORN: 12/30/82, AMA, LA**  
**JOINED RAVENS: DRAFT 5A (146TH), 2006**

**GAMES PLAYED/STARTED:** (2006, 16/14); (2007, 16/16) **Total 32/30**

**Playoffs** (2006, 1/1) **Total 1/1**

**TRANSACTIONS:** Dawan Landry was the 146th selection (5th round) of the 2006 NFL Draft...He was the 1st of 2 selections in the 5th round with TE Quinn Sypniewski taken 166th overall.

**PRO:** Has developed into a consistent and productive force in the defensive backfield...Enters 2008 with 180 tackles (128 solo), 5 INTs (1 returned for a TD), 4 sacks and 20 PD...**Started a career-best 16 games** and was 6th on the team with a **career-high 91 tackles** (73 solo), 7 PD, and 1 sack (-9 yards) in **2007**...Named to the **2006 Pro Football Weekly/Professional Football Writers of America All-Rookie Team**...Finished 2nd on the NFL's No. 1-rated defense with an **NFL rookie-best 5 INTs** (1 of which he returned for a TD)...His **1st-career INT** in 2006 ended Carolina QB Jake Delhomme's franchise-record 150 passes without an INT...Landry was the top recipient of Performance Based Pay for the 2006 season and he was 3rd in 2007...The Performance Based Pay system was created as part of the 2002 Collective Bargaining Agreement extension...The system creates a fund used as a supplemental form of player compensation based on a comparison of playing time to salary.

**2007: Started a career-best 16 games** and was 6th on the team with a **career-high 91 tackles** (73 solo), 7 PD, and 1 sack (-9 yards)...**2007 SEASON HIGHLIGHTS:** Started and tallied a **career-high 11 tackles**, including 8 solo in **game 15 at Sea. (12/23)**...Netted 6 solo tackles and a PD and had 2 special teams tackles in **game 10 vs. Cle. (11/18)**...Led the secondary with 9 tackles, including 3 TFL in **game 9 vs. Cin. (11/11)**...Posted 7 tackles (5 solo), 1 QB hit, helping to force the Rams into a **Ravens' franchise-single-game-record 5 INTs** in the 22-3 win in **game 6 vs. STL (10/14)**...Also recorded a special teams tackle against the Rams...Netted 3 tackles and 1 PD, helping hold the 49ers to 114 yards passing in the win in **game 5 at SF (10/7)**...Started and led the secondary with 7 tackles (6 solo), 1 sack (-9 yards) and 1 PD in the

20-13 win in **game 2 vs. NYJ (9/16)**.

**2006:** Named to the **Pro Football Weekly/Professional Football Writers of America All-Rookie Team** on 1/22/07...Saw action in all 16 games, starting 14...Recorded 89 tackles, the 2nd-highest rookie total in team history (Ray Lewis - 142 in 1996)...Also finished 2nd on the NFL's No. 1-rated defense with an **NFL rookie-best 5 INTs** (1 of which he returned for a TD), had 13 PD and 3 sacks (-16 yards)...**2006 SEASON HIGHLIGHTS:** Started and netted 4 tackles (3 solo), 2 PD, 1 sack (-8 yards) and 1 INT, setting up a Ravens' FG in the 31-7 win in **game 15 at Pit. (12/24)**...Started and posted 5 tackles (3 solo), an INT (which he returned 37 yards to the Cleveland 16), setting up the Ravens' 1st score in the 27-17 win in **game 14 vs. Cle. (12/17)**...Started and was all over the field, posting 10 tackles (7 solo), netting his **1st-career sack** (-1 yard) and had 1 PD in the 27-26 victory in **game 9 at Ten. (11/12)**...Saw action off the bench and had 4 tackles, 2 PD and a **career-high 2 INTs**, returning 12 yards for his **1st-career TD** in **game 7 at NO (10/29)**...Along with fellow DB Ronnie Prude, the duo became the 1st pair of rookie teammates to return INTs for a TD in the same game (NO) since 1964 (when Houston's Pete Jaquess and Benny Nelson achieved this feat against Oakland on 9/19/64)...Netted 6 tackles (3 solo), 1 TFL, 1 PD and his **1st-career INT**, ending Carolina QB Jake Delhomme's franchise-record 150 passes without an INT in **game 6 vs. Car. (10/15)**...Started his **1st-career game** at safety and had 5 tackles (3 solo) and 1 PD in the 27-0 victory in the **season opener at TB (9/10)**.

**COLLEGE:** The All-Atlantic Coast Conference 2nd-team FS was originally recruited as a QB, but moved to the secondary during 2002 spring drills...Started 37 of 50 career games...Landry closed out his career with 250 tackles, the 3rd-highest total in school history for a DB...He posted 141 solo tackles and 3 sacks (-28 yards), plus 20.5 TFL (-88 yards)...Landry also posted 1 FF and 4 FRs...He gained 38 yards on 7 INT returns and 9 PD...Spent his sophomore and junior seasons at SS before moving to FS as a senior...All-Atlantic Coast Conference 2nd-team selection as a senior in 2005...Played every game on special

# 26 DAWAN LANDRY

teams as a redshirt freshman in 2002...Graduated in Dec. 2005 with a degree in management.

**PERSONAL:** Named to the All-Southern team by the *Orlando Sentinel* and tabbed to Max Emfinger's Louisiana Super Elite 18 as a senior at Hahnville (Boutte, LA) HS...He was rated the 3rd-best athletic QB in the nation by Emfinger and was selected to *PrepStar's* All-Southeast Region team...Landry added All-Metro and All-River Parishes MVP honors during his final year and garnered All-State honorable mention...He passed for 1,291 yards and rushed for 1,575 yards accounting for 25 TDs, including 15 rushing and 10 passing, with only 2 INTs...Led

Hahnville to an 11-0 regular season record before falling in the 2nd round of the playoffs in his senior campaign...Was also a standout basketball player...Younger brother, LeRon, was drafted by the Washington Redskins in the 1st round (6th overall) in the 2007 NFL Draft...In Dec. 2007, Dawan participated in teammate Ed Reed's shopping event at a Baltimore Wal-Mart that provided gift certificates to 100 students from Booker T. Washington school for the holiday season...Participated in 'Teach for America Week' with teammate Ronnie Prude in April 2008...The players taught a 7th grade english class at Arundel Middle School...Full name: Dawan Frank Landry.

### 2007

#### Game-by-Game Tackles

##### Ravens

Date/Opp.	TT	Solo	AS	INT	FF	FR	Sacks	PD
9/10 @ Cin.	6	6	0	0-0	0	0	0-0	0
9/16 vs. NYJ	7	6	1	0-0	0	0	1-9	1
9/23 vs. Ari.	4	3	1	0-0	0	0	0-0	1
9/30 @ Cle.	7	6	1	0-0	0	0	0-0	0
10/7 @ SF	3	2	1	0-0	0	0	0-0	1
10/14 vs. STL	7	5	2	0-0	0	0	0-0	1
10/21 @ Buf.	5	4	1	0-0	0	0	0-0	0
11/5 @ Pit.	4	3	1	0-0	0	0	0-0	0
11/11 vs. Cin.	9	6	3	0-0	0	0	0-0	0
11/18 vs. Cle.	6	6	0	0-0	0	0	0-0	1
11/25 @ SD	8	6	2	0-0	0	0	0-0	0
12/3 vs. NE	4	3	1	0-0	0	0	0-0	0
12/9 vs. Ind.	3	3	0	0-0	0	0	0-0	0
12/16 @ Mia.	5	4	1	0-0	0	0	0-0	1
12/23 @ Sea.	11	8	3	0-0	0	0	0-0	0
12/30 vs. Pit.	2	2	0	0-0	0	0	0-0	1
<b>Totals</b>	<b>91</b>	<b>73</b>	<b>18</b>	<b>0-0</b>	<b>0</b>	<b>0</b>	<b>1-9</b>	<b>7</b>

### 2006

#### Game-by-Game Tackles

##### Ravens

Date/Opp.	TT	Solo	AS	INT	FF	FR	Sacks	PD
9/10 @ TB	5	3	2	0-0	0	0	0-0	1
9/17 vs. Oak.	9	6	3	0-0	0	0	0-0	1
9/24 @ Cle.	6	4	2	0-0	0	0	0-0	0
10/1 vs. SD	4	3	1	0-0	0	0	0-0	0
10/9 @ Den.	3	2	1	0-0	0	0	0-0	0
10/15 vs. Car.	6	3	3	1-0	0	0	0-0	1
10/29 @ NO	4	3	1	2-28(t)	0	0	0-0	2
11/5 vs. Cin.	5	3	2	0-0	0	0	0-0	0
11/12 @ Ten.	10	7	3	0-0	0	0	1-1	1
11/19 vs. Atl.	4	1	3	0-0	0	0	0-0	2
11/26 vs. Pitt.	4	1	3	0-0	0	0	0-0	0
11/30 @ Cin.	8	5	3	0-0	0	0	1-7	0
12/10 @ KC	5	3	2	0-0	0	0	0-0	1
12/17 vs. Cle.	5	3	2	1-37	0	0	0-0	1
12/24 @ Pit.	4	3	1	1-36	0	0	1-8	2
12/31 vs. Buf.	7	5	2	0-0	0	0	0-0	1
<b>Totals</b>	<b>89</b>	<b>55</b>	<b>34</b>	<b>5-101</b>	<b>0</b>	<b>0</b>	<b>3-16</b>	<b>13</b>
<b>Playoffs</b>								
1/13/07 vs. Ind.	1	0	1	0-0	0	0	0-0	0
<b>Totals</b>	<b>1</b>	<b>0</b>	<b>1</b>	<b>0-0</b>	<b>0</b>	<b>0</b>	<b>0-0</b>	<b>0</b>

### REGULAR SEASON

Year	Team	GP	GS	TACKLES			SK	Yards	INTERCEPTIONS				FUMBLES			
				TT	Solo	Asst			No	Yds	Lg	TDs	PD	FF	FR	Yds
2006	Baltimore	16	14	89	55	34	3	16	5	101	37	1	13	0	0	0
2007	Baltimore	16	16	91	73	18	1	9	0	0	0	0	7	0	0	0
<b>Totals</b>		<b>32</b>	<b>30</b>	<b>180</b>	<b>128</b>	<b>52</b>	<b>4</b>	<b>25</b>	<b>5</b>	<b>101</b>	<b>37</b>	<b>1</b>	<b>20</b>	<b>0</b>	<b>0</b>	<b>0</b>

Special Teams Tackles (9): 2006 (4); 2007 (5)

### CAREER SINGLE-GAME HIGHS (regular season)

#### Total Tackles:

11 (12/23/07 at Sea.)

#### Sacks:

1 4 times (last: 9/16/07 vs. NYJ)

#### Forced Fumbles:

None

#### Passes Defensed:

2 3 times (last: 12/24/06 at Pit.)

#### Solo Tackles:

8 (12/23/07 at Sea.)

#### INTS:

2 (10/29/06 at NO)

#### Fumble Recoveries:


None

### POSTSEASON

Year	Team	GP	GS	TACKLES			SK	Yards	INTERCEPTIONS				FUMBLES			
				TT	Solo	Asst			No	Yds	Lg	TDs	PD	FF	FR	Yds
2006	Baltimore	1	0	1	0	1	0	0	0	0	0	0	0	0	0	0
<b>Totals</b>		<b>1</b>	<b>0</b>	<b>1</b>	<b>0</b>	<b>1</b>	<b>0</b>	<b>0</b>	<b>0</b>	<b>0</b>	<b>0</b>	<b>0</b>	<b>0</b>	<b>0</b>	<b>0</b>	<b>0</b>

# 26 DAWAN LANDRY

36

**JIM  
LEONHARD**


**HHT: 5-8**  
**WT: 186**  
**COLLEGE: WISCONSIN**  
**HS: FLAMBEAU (TONY, WI)**  
**BORN: 10/27/82, LADYSMITH, WI**  
**JOINED RAVENS: UNRESTRICTED FA (BUF.), 2008**

**GAMES PLAYED/STARTED:** (2005, 10/0); (2006, 15/1); (2007, 13/6) **Total 38/7**

**TRANSACTIONS:** Jim Leonhard signed with the Ravens (unrestricted free agent) on 4/28/08... Contract with the Buffalo Bills expired on 2/28/08... Re-signed by Buffalo on 9/13/06... Waived by the Bills on 9/2/06... Originally signed by the Buffalo Bills as an undrafted rookie free agent in 2005.

**PRO:** Physical and productive safety who worked his way from a rookie free agent to a starting safety... Enters 2008 having played in 38 games, including 7 starts while accumulating 59 tackles (45 solo), 2 INTs and 3 PD... Also has 18 career special teams tackles to his credit... Was the only undrafted rookie to make the Bills' opening day 53-man roster in 2005.

**2007: (with Buffalo)** Saw action in 13 games (missed 3 games with a calf injury), including a **career-best 6 starts**... Recorded a **career-high 51 tackles**, including 40 solo and his 1st-career INT, as well as 3 PD and 5 special teams tackles on the year... **2007 SEASON HIGHLIGHTS:** Started and netted 6 tackles (all solo) in the **season finale at Phi. (12/30)**... Had 6 tackles from scrimmage and recorded 2 KORs for 32 yards (16.0 avg.) and 2 PRs for 18 yards in **game 14 at Cle. (12/16)**... Posted 7 tackles and nabbed 1 INT (returned for 24 yards) in **game 2 at Pit. (9/16)**... Tied for the team lead with a **career-high 11 tackles** and posted his **1st-career INT** in the **season opener vs. Den. (9/9)**.

**2006: (with Buffalo)** Saw action in 15 games, including his 1st-career start... Posted 6 tackles (4 solo) from scrimmage and established a career high with 9 special teams tackles... **2006 SEASON HIGHLIGHTS:** Made his **1st-career start** and netted 5 tackles from scrimmage and added another stop on special teams in **game 13 at NYJ (12/10)**... Posted 1 special teams tackle and recorded a **career-long 32-yard PR**, setting up a Bills TD in **game 12 vs.**

**SD (12/3)**... Led the team with 2 special teams tackles and recorded an 18-yard KOR on a lateral from Terrence McGee in **game 9 at Ind. (11/12)**.

**2005: (with Buffalo)** Saw action in 10 games after making the team as an undrafted free agent... Recorded 4 special teams tackles and 2 tackles from scrimmage as a rookie... **2005 SEASON HIGHLIGHTS:** Saw action from scrimmage and played on special teams, returning his 1st-career KO for 36 yards and saw action from scrimmage, but did not record a tackle in **game 15 at Cin. (12/24)**... Played on special teams and netted 3 tackles in **game 11 vs. Car. (11/27)**... **Played in his 1st-career game** on special teams, but did not record a tackle in **game 4 at NO (10/2)**.

**COLLEGE:** Played in every game, including 39 starts during his 4-year career at Wisconsin... Started every game his last 3 seasons and was a 4-year letterman for the Badgers... Finished his career with 281 total tackles, ranking 21st in Wisconsin history... Jim finished his career tied for the school record with 21 INTs and tied for 4th most in Big Ten history... His 50 passes defended ranked 4th in school history... Leonhard ended his career as the Big Ten's career leader in punt return yardage with 1,347 yards... His 105 PR attempts are a school record and are the 3rd most in league history... He is also only the 4th player in school history with 3 career punt returns for TDs... Also posted a school-record 12.8-yard punt return average... Majored in kinesiology.

**PERSONAL:** Prepped at Flambeau (Tony, WI) HS... Was a 2-time 1st-team All-State selection who captained team as a junior and senior... Earned his team Most Valuable Player honors as a senior... Registered 8 INTs and made 120 tackles as a senior... Was also a WIAA scholar-athlete... Married the former Katie Childs... Name is pronounced: LEN-ard... Full name: James Andrews Leonhard.

## DID YOU KNOW?

*Jim Leonhard was a great basketball player at his alma mater until he started to play Badger football at Wisconsin. In Jim's 1st year with UW-Madison football, he was a walk-on freshman. The next year, he was an All-American and the team's MVP.*

# 36 JIM LEONHARD

2007

**Game-by-Game Tackles**

**Bills**

Date/Opp.	TT	Solo	AS	INT	FF	FR	Sacks	PD
9/9 vs. Den.	11	7	4	1-36	0	0	0-0	1
9/16 @ Pit.	7	5	2	1-24	0	0	0-0	1
9/23 @ NE	5	3	2	0-0	0	0	0-0	0
9/30 vs. NYJ	5	5	0	0-0	0	0	0-0	0
10/8 vs. Dal.	INACTIVE - CALF							
10/21 vs. Bal.	INACTIVE - CALF							
10/28 @ NYJ	INACTIVE - CALF							
11/4 vs. Cin.	0	0	0	0-0	0	0	0-0	0
11/11 @ Mia.	0	0	0	0-0	0	0	0-0	0
11/18 vs. NE	0	0	0	0-0	0	0	0-0	0
11/25 @ Jax.	3	2	1	0-0	0	0	0-0	0
12/2 @ Was.	3	3	0	0-0	0	0	0-0	1
12/9 vs. Mia.	4	3	1	0-0	0	0	0-0	0
12/16 @ Cle.	6	6	0	0-0	0	0	0-0	0
12/23 vs. NYG	1	0	1	0-0	0	0	0-0	0
12/30 @ Phi.	6	6	0	0-0	0	0	0-0	0
<b>Totals</b>	<b>51</b>	<b>40</b>	<b>11</b>	<b>2-60</b>	<b>0</b>	<b>0</b>	<b>0-0</b>	<b>3</b>

2006

**Game-by-Game Tackles**

**Bills**


Date/Opp.	TT	Solo	AS	INT	FF	FR	Sacks	PD
9/10 @ NE	NOT ON ROSTER							
9/17 @ Mia.	0	0	0	0-0	0	0	0-0	0
9/24 vs. NYJ	0	0	0	0-0	0	0	0-0	0
10/1 vs. Min.	0	0	0	0-0	0	0	0-0	0
10/8 @ Chi.	0	0	0	0-0	0	0	0-0	0
10/15 @ Det.	0	0	0	0-0	0	0	0-0	0
10/22 vs. NE	0	0	0	0-0	0	0	0-0	0
11/5 vs. GB	0	0	0	0-0	0	0	0-0	0
11/12 @ Ind.	0	0	0	0-0	0	0	0-0	0
11/19 @ Hou.	0	0	0	0-0	0	0	0-0	0
11/26 vs. Jax.	0	0	0	0-0	0	0	0-0	0
12/3 vs. SD	0	0	0	0-0	0	0	0-0	0
12/10 @ NYJ	5	4	1	0-0	0	0	0-0	0
12/17 vs. Mia.	0	0	0	0-0	0	0	0-0	0
12/24 vs. Ten.	1	0	1	0-0	0	0	0-0	0
12/31 @ Bal.	0	0	0	0-0	0	0	0-0	0
<b>Totals</b>	<b>6</b>	<b>4</b>	<b>2</b>	<b>0-0</b>	<b>0</b>	<b>0</b>	<b>0-0</b>	<b>0</b>

2005

**Game-by-Game Tackles**

**Bills**

Date/Opp.	TT	Solo	AS	INT	FF	FR	Sacks	PD
9/11 vs. Hou.	INACTIVE							
9/18 @ TB	INACTIVE							
9/25 vs. Atl.	INACTIVE							
10/2 @ NO	0	0	0	0-0	0	0	0-0	0
10/9 vs. Mia.	0	0	0	0-0	0	0	0-0	0
10/16 vs. NYJ	INACTIVE							
10/23 @ Oak	INACTIVE							
10/30 @ NE	INACTIVE							
11/13 vs. KC	0	0	0	0-0	0	0	0-0	0
11/20 @ SD	0	0	0	0-0	0	0	0-0	0
11/27 vs. Car.	2	1	1	0-0	0	0	0-0	0
12/4 @ Mia.	0	0	0	0-0	0	0	0-0	0
12/11 vs. NE	0	0	0	0-0	0	0	0-0	0
12/17 vs. Den.	0	0	0	0-0	0	0	0-0	0
12/24 @ Cin.	0	0	0	0-0	0	0	0-0	0
1/1/06 @ NYJ	0	0	0	0-0	0	0	0-0	0
<b>Totals</b>	<b>2</b>	<b>1</b>	<b>1</b>	<b>0-0</b>	<b>0</b>	<b>0</b>	<b>0-0</b>	<b>0</b>



**36 JIM LEONHARD**

**REGULAR SEASON**

Year	Team	GP	GS	TACKLES				SK	Yards	INTERCEPTIONS				FUMBLES		
				TT	Solo	Asst	SK			No	Yds	Lg	TDs	PD	FF	FR
2005	Buffalo	10	0	2	1	1	0	0	0	0	0	0	0	0	0	0
2006	Buffalo	15	1	6	4	2	0	0	0	0	0	0	0	0	0	0
2007	Buffalo	13	6	51	40	11	0	0	2	60	36	0	3	0	0	0
<b>Totals</b>		<b>38</b>	<b>7</b>	<b>59</b>	<b>45</b>	<b>14</b>	<b>0</b>	<b>0</b>	<b>2</b>	<b>60</b>	<b>36</b>	<b>0</b>	<b>3</b>	<b>0</b>	<b>0</b>	<b>0</b>

**Special Teams Tackles (18):** 2005 (4); 2006 (9); 2007 (5)

**CAREER SINGLE-GAME HIGHS (regular season)**

**Total Tackles:** 11 (9/9/07 vs. Den.)

**Sacks:** None

**Forced Fumbles:** None

**Passes Defensed:** 1 3 times (last: 12/2/07 at Was.)

**Solo Tackles:** 7 (9/9/07 vs. Den.)

**INTs:** 1 2 times (last: 9/16/07 at Pit.)

**Fumble Recoveries:** None

**Additional Statistics:** Has 3 career KO returns for 86 yards (2 for 32 in 2007, 1 for 18 yards in 2006 and 1 for 36 yards in 2005); Also has 11 PRs for 94 yards (7 for 58 in 2006 and 4 for 36 in 2007)





52

RAY  
LEWIS

**HT: 6-1**  
**WT: 250**  
**COLLEGE: MIAMI**  
**HS: KATHLEEN (LAKELAND, FL) HS**  
**BORN: 5/15/75, BARTOW, FL**  
**JOINED RAVENS: DRAFT 1B (26TH), 1996**

**GAMES PLAYED/STARTED:** (1996, 14/13); (1997, 16/16); (1998, 14/14); (1999, 16/16); (2000, 16/16); (2001 16/16); (2002, 5/5); (2003, 16/16); (2004, 15/15); (2005, 6/6); (2006, 14/14); (2007, 14/14) **Total 162/161**

**Playoffs** (2000, 4/4); (2001, 2/2); (2003, 1/1); (2006, 1/1) **Total 8/8**

**TRANSACTIONS:** Ray Lewis re-signed with the Ravens on 8/1/03...Signed a renegotiated contract with Baltimore on 7/21/02... Signed a renegotiated contract with Baltimore on 2/27/01...Signed a renegotiated contract with the Ravens on 11/20/98...Signed a renegotiated agreement with Baltimore on 8/25/97...Was Baltimore's 2nd pick in the 1st round (26th overall) of the 1996 NFL Draft (after Jonathan Ogden was selected with the 4th overall choice in that draft)...Ravens obtained the 26th pick from San Francisco in a 1995 draft-day trade...Was the 4th LB selected overall in the draft (Kevin Hardy - 12nd overall by Jacksonville, John Mobley - 15th overall by Denver and Reggie Brown - 17th overall by Detroit).

**PRO: Nine-time Pro Bowler, 2-time NFL Defensive Player of the Year and Super Bowl XXXV MVP**, who continues to cement his legacy as the greatest LB and one of the best players in NFL history...**Enters 2008 as the Ravens' franchise leader with 2,022 career tackles** (1,367 solo)...Also posted 30 sacks, 25 INTs (2nd in franchise history), 90 PD, 11 FFs and 12 FRs...Recorded 102 tackles (63 solo), 2 INTs returned for 54 yards (including 1 for a TD), 10 PD, 2 FFs and 1 FR in 8 career postseason games...Named to his **9th Pro Bowl** after starting all 14 games in which he played (missed the final 2 with a finger injury) and **led the team for the 10th time in his career with 184 tackles** in 2007...Earned his **8th Pro Bowl** nod in 2006 after an injury to Broncos LB Al Wilson, but Lewis could not play due to a hand injury, giving way to teammate Bart Scott, who earned his 1st-career Pro Bowl...Led the **NFL's No.1-rated defense** in tackles in 9 games and finished with a team-leading 164 tackles...Lewis started 6 games in 2005 before a hamstring injury and subsequent surgery ended his sea-

son...Started 15 games in 2004 (missing 1 due to a broken wrist)...Earned 2nd-straight **Pro Bowl** berth after leading the team with 200 tackles (3rd 200-tackle season)...Also named **1st-team All Pro** by the AP, **2nd-team All Pro** by *College and Pro Football Weekly* and *Football Digest* and **All Pro** by the *Sporting News* in 2004...Earned 2003 **AP NFL Defensive Player of the Year** honors for the 2nd time (2000), becoming just the 6th player in NFL history to win multiple times (Lawrence Taylor – 3 times, Joe Greene, Mike Singletary, Bruce Smith and Reggie White – 2 times each)...Was the leading vote-getter (49 of 50) when he earned **1st-team AP All-Pro** honors...Also earned **Pro Football Weekly, PFWA and Football Digest Defensive MVP** honors...Was named to **Dr. Z's Sports Illustrated All-Pro team, Pro Football Weekly's All-NFL team, Pro Football Weekly's All-AFC team, Football Digest's All-Pro 1st-team, the Sporting News' All-Pro team** and received the **KC 101 AFC Defensive Player of the Year** award for the 3rd time...Lewis and DE Bruce Smith are the only players to win the award 3 times...Finished the season with a **franchise-record 225 tackles** in 2003...Also recorded 13 PD and led all NFL LBs with 6 INTs...In June 2003, Ray was voted the NFL's most dominant player by NFL head coaches (*CBS Sportsline*)...He received 10 votes while no other player received more than 2...Earned **AFC Defensive Player of the Week** honors week 3 (2002) vs. Denver after posting 20 tackles (12 solo), 2 PD and an INT on Monday Night Football...Ray earned his 5th consecutive **Pro Bowl** in 2001 when he led the NFL in tackles (196) and also was named 1st-team **All Pro** in 2001...He was the 2nd player in NFL history to win both **NFL Defensive Player of the Year** and **Super Bowl MVP (2000)**...DT Harvey Martin of Dallas won Defensive Player of the Year in 1977 and was co-MVP of Super Bowl XXII with DT Randy White...**Pro Bowl starter** and 1st-team **All Pro** while leading the Ravens to the Super Bowl - all at age 25...The emotional and physical leader of the Ravens, Lewis was voted to his **4th straight Pro Bowl** in 2000 and again led the team in tackles (187)...Named

a unanimous *All Pro*...In 2000, led a defense that set a **16-game single-season record for fewest points allowed (165)**, set the 16-game record for fewest rushing yards allowed (970), recorded 4 shutouts, 1 shy of the post-1970 merger record, and finished 1st league-wide in 6 key defensive categories...Led all NFL tacklers in 2000 postseason with 31 (44 after coaches video review)...Ray made his 2nd trip to the *Pro Bowl* following the 1998 season after leading the Ravens for the 3rd straight year with 154 tackles...Also tabbed for *The Sporting News All Pro Team*...Won the **John Mackey Award** in June of '97, as voted by his peers, as the AFC's best LB...Selected as the "needs" player for the victorious AFC squad in the **1997 Pro Bowl** after leading the NFL with 210 tackles, 68 more than his team-leading total in 1996...Stepped into the starting MLB role in his rookie season at age 21 and earned *USA Today's All-Rookie* team honors after leading the Ravens with 142 tackles.

**2007:** Named to his **9th Pro Bowl** after starting all 14 games he played (missing the final 2 with a finger injury)...**Led the team in tackles for the 10th time in his career with 184 stops**, 10 PD (2nd-highest total of his career), 2 sacks (-7 yards), 2 INTs, 2 FFs and 1 FR...**2007 SEASON HIGHLIGHTS:** Led the team with 13 tackles (6 solo), 1 PD and 1 QB hit in **game 12 vs. NE (12/3)**...**Surpassed the 2,000-career tackle mark** with his performance against the Patriots...Led the team with 15 tackles and posted a PD in **game 11 at SD (11/25)**...Was all over the field leading the team with a season-high 23 tackles (2nd-highest single-game total and 6th-career 20-tackle performance of his career), including 15 solo, 1 INT, which he returned 35 yards for a TD (2nd INT returned for a TD in his career, 3 including postseason), 1 FR and 1 PD in **game 10 vs. Cle. (11/18)**...Led the team with 14 tackles (7 solo), **tied a career high with 3 PD** (1 of which led to an INT and a Ravens' FG) and helped force the Rams into a **Ravens' franchise-single-game-record 5 INTs** in the 22-3 win in **game 6 vs. STL (10/14)**...Started and led the team with 19 tackles, while helping hold the Browns to 3.3 yards per carry in **game 4 at Cle. (9/30)**...**Started his 150th-career game** and netted 6 tackles, including 4 solo in the 26-23 win in **game 3 vs. Ari. (9/23)**...Tied for the team lead with 11 tackles and a game-saving INT in the end zone with 1:04 remaining...Helped hold the Jets to a 2.6 yards per rush average in the 20-13 win in **game 2 vs. NYJ (9/16)**.

**2006:** Earned his **8th Pro Bowl** nod after an injury to Broncos LB Al Wilson, but Lewis could not play due to a hand injury, giving way

to teammate Bart Scott, who earned his 1st-career Pro Bowl...Started 14 games (missing 2 with a back injury) and **led the team for the 9th time in his career with 164 tackles** (9th 100-tackle season), 9 PD, 5 sacks (-36.5 yards), 2 INTs, 1 FF and 1 FR...Led the NFL's No.1-rated defense in tackles in 9 games...**2006 SEASON HIGHLIGHTS:** Started and led the team with a **postseason franchise-record and career-high 23 tackles**, including 13 solo while helping hold the Colts to 2.9 yards per rush in the **Divisional Playoff game vs. Ind. (1/13/07)**...Lewis also tied for the team lead with 3 PD (with 1 leading to an INT) and had 2 QB hits against the Colts...Started and led the team with 11 tackles (7 solo), a .5 sack and 2 QB hits in the 27-17 win in **game 14 vs. Cle. (12/17)**...Led the team with 9 tackles (6 solo) and 1 sack (part of a Ravens' record-tying 9 sacks), and held the Steelers to just 21 rushing yards in the 27-0 win in **game 11 vs. Pit. (11/26)**...Was a game-day inactive (back) in **games 9 and 10**...Posted 7 tackles (6 solo) and had 2 PD in the 35-22 victory in **game 7 at NO (10/29)**...Lewis also had an INT (in the end zone - the 23rd of his career) against the Saints, which resulted in a Ravens' TD 12 plays later...Started and had 10 tackles (7 solo) in **game 5 at Den. (10/9)**...Started and led the team with 22 tackles (his 5th-career 20-tackle game), including 12 solo and 2 QB hits in the 16-13 win in **game 4 vs. SD (10/1)**...Led the team with 10 tackles, including 7 solo en route to earning **AFC Defensive Player of the Week** honors for his performance in the 27-0 victory in the **season opener at TB (9/10)**...Also had 1 sack (-9 yards) and led the team with 3 PD, one of which was on 3rd-and-4 from the Ravens' 13-yard line to force 4th down...His 2nd was on the ensuing play on 4th down when he knocked away a QB Chris Simms pass to preserve the shutout.

**2005:** Started the 1st 6 games of the season and recorded 77 tackles (was on pace for 205 tackles on the season), 1 sack, 3 PD, 1 INT and 1 FR before missing the final 10 games of the year after surgery to repair a torn hamstring...Placed on Injured Reserve on 12/8...**2005 SEASON HIGHLIGHTS:** Was inactive (hamstring) in **games 7-12**...Posted 13 tackles (5 solo) before leaving the game in the 4th quarter with a hamstring injury in **game 6 at Chi. (10/23)**...Was all over the field, leading the team with 10 tackles, 2 PD, an INT (which led to a FG) and a FR, which led to a TD, in **game 5 vs. Cle. (10/16)**...Earned defensive game ball for his effort vs. the Browns...Led the team with 14 tackles (9 solo), including 1 TFL and a QB hit in **game 4 at Det. (10/9)**...Paced the team with 13 tackles (10 solo) and his 1st sack of the season (-1 yard) in

## 52 RAY LEWIS

the 13-3 victory in **game 3 vs. NYJ (10/2)**...Started and led the team with 15 tackles (10 solo) and a PD in **game 2 at Ten. (9/18)**...Started at LB and picked up where he left off last season, leading the team with 12 tackles, including 9 solo, and 1 QB hit in **game 1 vs. Ind. (9/11)**.

**2004:** Dynamic ILB earned his **7th Pro Bowl** nod in 9 seasons after leading the Ravens with 200 tackles (the 3rd 200-tackle performance of his career), including **122 solo**...Named **Ist-team All Pro** by the *AP*, **2nd-team All Pro** by *College and Pro Football Weekly* and *Football Digest* and **All Pro** by the *Sporting News* in 2004...Lewis started the season's 1st 15 games, but missed game 16 vs. Mia. due to a broken wrist...Recovered 2 fumbles, had 3 PD, 1 sack and 1 FF...Two of his PD led to INTs by teammates, including 1 that Ed Reed returned 106 yards for a TD in game 8 vs. Cle., setting an NFL record...Posted a season-high 17 tackles, including 9 solo (surpassing 1,000 solo tackles for his career), and 1 TFL vs. Pit. (9/19)...**2004 SEASON HIGHLIGHTS:** Was a game-day inactive (broken wrist) in the 30-23 victory in the **season finale vs. Mia. (1/2/05)**...Led the team with 16 tackles, including 10 solo in **game 15 at Pit. (12/26)** while playing with a broken wrist...Recorded 10 tackles, including 7 solo and 1 FF in **game 14 at Ind. (12/19)**, when he broke his wrist in the 1st half...Led the Ravens with 16 tackles, including 10 solo in the 30-10 victory in **game 10 vs. Dal. (11/21)**...Led the team with 12 tackles (8 solo), including 1 TFL and a PD, leading to an Ed Reed INT...Reed returned it an NFL record 106 yards for a TD to seal the win in **game 8 vs. Cle. (11/7)**...Posted 16 tackles (10 solo) and 1 PD, which led to a Chad Williams INT that he returned 94 yards...Ravens capitalized with a Matt Stover FG to extend the lead to 20-6 in **game 6 vs. Buf. (10/24)**...Led the team with 11 tackles (6 solo) as the Ravens held the Redskins to 107 total yards (2nd-lowest total in team history), including just 52 yards rushing in **game 5 at Was. (10/10)**...Led the team with 17 tackles, including 9 solo (surpassing 1,000 solo tackles for his career), including 1 for loss, and 1 QB hit in 30-13 win in **game 2 vs. Pit. (9/19)**.

**2003:** Started all 16 games earning **AP NFL Defensive Player of the Year** honors for the 2nd time (2000), becoming just the 6th player in NFL history to win multiple times (Lawrence Taylor – 3 times, Joe Greene, Mike Singletary, Bruce Smith and Reggie White – 2 times each)...Earned his **6th Pro Bowl** nod and was the leading vote-getter (49 of 50) for **Ist-team AP All-Pro** honors...Also earned **Pro Football Weekly, PFWA and Football Digest Defensive MVP** honors...Was named to Dr. Z's

*Sports Illustrated All-Pro team, Pro Football Weekly's All-NFL team, Pro Football Weekly's All-AFC team, Football Digest's All-Pro Ist-team and The Sporting News' All Pro team*...Was named **AFC Defensive Player of the Year** by the KC 101 Club for the 3rd time in 4 years, and won the **NFL Alumni LB of the Year** award as he finished the season with a **franchise-record 225 tackles**...Also recorded 13 PD, led all NFL LBs with 6 INTs, 1.5 sacks, 2 FFs and 2 FRs in the regular season...**2003 SEASON HIGHLIGHTS:** Led team with a then-postseason franchise-record 18 tackles, including 12 solo in the **Wild Card loss vs. Ten. (1/3/04)**...Led team with 15 tackles (9 solo), 1 PD and 1 INT, his **career-high 6th INT in the season finale vs. Pit. (12/28)**...**Earned Defensive Player of the Week** honors for his performance against the Steelers...Was named the **AFC Defensive Player of the Month** for November after posting 58 tackles (44 solo), a half sack, 2 INTs (1 returned for a TD), 1 FF and 1 FR in that span...Tied a season high with 19 tackles (16 solo) in **game 12 vs. SF (11/30)**...Lewis' PD was recorded on an INT he returned 29 yards for his **1st-career INT return for a TD (regular season)**...Led the team with 14 tackles (10 solo), including 2 QB hits in **game 5 at Ari. (10/12)**...**Started his 100th-career game** and led the team with 19 tackles (12 solo) in **game 4 vs. KC (9/28)**...Started his 1st game after missing 11 games in 2002 with a shoulder injury in the **season opener at Pit. (9/7)**, posting 14 tackles (9 solo) and 2 PD against the Steelers.

**2002:** Started 5 games before being placed on injured reserve (shoulder) on 11/26...Still managed to finish 5th on the team with 85 tackles (57 solo)...Also had 1 FF, 1 FR, 2 PD and 2 INTs for the season...Placed on IR (shoulder) on 11/26...**2002 SEASON HIGHLIGHTS:** Returned to the starting lineup **week 10 at Mia. (11/17)**, after missing 5 games with a shoulder injury...**Led the team with 18 tackles** (13 solo) against the Dolphins...Was inactive weeks 5-9 with a shoulder injury (partial subluxation) suffered at Cle., **breaking a streak of 63 consecutive starts**...Started at ILB in 26-21 victory in **game 4 at Cle. (10/6)**...Paced team with 11 tackles (8 solo), despite missing the 4th quarter with a shoulder injury...Also had 1 INT and 1 FF, which he recovered...Both turnovers resulted in Ravens TDs on the ensuing possessions...Started at ILB and **led the team with a season-high 20 tackles** (12 solo) in **game 3 vs. Den. (9/30)**...Had an INT and 2 PD against the Broncos...Earned **AFC Defensive Player of the Week** award for his performance versus the Broncos.

**2001:** First-team **All-Pro** and earned **5th con-**

*secutive Pro Bowl* nod as he started all 16 games and led the team and the NFL with 196 tackles, the 6th consecutive year that he led the Ravens in tackles...Made 2 tackles and scored 1 TD in the Pro Bowl...After CB Ty Law intercepted QB Donovan McNabb and ran 31 yards, he pitched the ball to Lewis, who rumbled 13 yards into the end zone while carrying 3 defenders on his back...**2001 SEASON HIGHLIGHTS:** Recorded 12 tackles (8 solo) and 2 INTs in a 16-0 win in **game 14 vs. Cin. (12/23)**...*Recorded season-high 19 tackles* (13 solo), including 1 sack and 2 TFL, in 39-27 win in **game 12 vs. Ind. (12/2)**...Led the team with 16 tackles (10 solo), including 1 sack in the 20-13 win in **game 3 at Den. (9/30)**...The defense held Denver to 61 yards rushing...Made 10 tackles (7 solo), including 2 TFL in **game 2 at Cin. (9/23)**.

**2000: NFL Defensive MVP and Super Bowl MVP...Pro Bowl Starter and 1st-Team All-Pro** while leading the Ravens to the World Championship - all at age 25...Ray was voted to his *4th-straight Pro Bowl* and once again *led the team with 187 tackles*...Named unanimous *All-Pro...Ravens 2000 Player of the Year* by the QB Club of Baltimore...Was named *AFC Defensive Player of the Year* by the KC 101 Club...Led a defense that set a 16-game single-season record for fewest points allowed (165), set the 16-game record for fewest rushing yards allowed (970), recorded 4 shutouts, 1 shy of the post-1970 merger record, and finished ranked 1st in 6 defensive categories...*In the postseason, Ray led all NFL players with 44 tackles (28 solo), 2 INTs (one for a 50-yard TD at Ten. on 1/7/01), 7 PD and 1 FR*...Baltimore outscored opponents 95-23 in the postseason and the defense permitted just 1 TD (a 2-yard rush by Titans' RB Eddie George)...**2000 SEASON HIGHLIGHTS:** Recorded 11 tackles (5 solo) and 4 PD in the Ravens' 34-7 win over NYG (1/28/01) in *Super Bowl XXXV*...Led team with 12 total tackles, 1 INT (stolen from George) for a 50-yard TD in the Ravens' 24-10 AFC Divisional Playoff victory at Ten. (1/7/01)...Named *NFL Defensive Player of the Year* prior to the Titans' game and had 9 solo tackles...Recorded a game-high 15 tackles (14 solo), 1 FR and had 2 TFL in the 13-7 win in **game 15 at Ari. (12/17)**...Led all tacklers with 16 stops (11 solo) in **game 9 vs. Pit. (10/29)**...*Had 20 tackles (13 solo), in game 7 at Was. (10/15)*...Led the team with 10 tackles in the Ravens 12-0 shutout win in **game 5 at Cle. (10/1)**, the 1st consecutive shutout win by a team since the 1985 Bears...Had 5 stops in the Ravens' 37-0 win in **game 4 vs. Cin. (9/24)**, as the defense limited the Bengals to 4 yards rushing, 94 total net yards and 7 1st downs, all Ravens records.

**1999: Pro Bowl starter** and named *AP, Sports Illustrated, Pro Football Weekly, The Sporting News, Football Digest and USA Today 1st-Team All-Pro*...Named to *Football News and Pro Football Weekly's All-AFC Team* and *College & Pro Football Newsweekly's 2nd-Team All-Pro*...Also won the *NFL Alumni Linebacker of the Year Award*...Named *Ravens 1999 Player of the Year by the QB Club of Baltimore*...*Led the team and the NFL with 198 tackles*...Also had 3.5 QB sacks, a career-high 3 INTs, 8 PD and 1 FF...Recorded double digits in tackles in 11 games...**1999 SEASON HIGHLIGHTS:** Led the team with 11 tackles (7 solo), 1 FF, a 19-yard INT, 1 PD and 1 TFL in **game 14 vs. NO (12/19)**, as the defense set team records by allowing only 11 rushing yards and 8 total 1st downs in the 31-8 win...Led team with 12 tackles in 31-24 win in **game 13 at Pit. (12/12)**...Recorded 13 stops (9 solo) and a half-sack, plus a PD in the Ravens' 41-14 win in **game 12 vs. Ten. (12/5)**...*Surpassed the 600-tackle mark in game 7 vs. Buf. (10/31)* by recording 16 tackles (13 solo), including a 2-yard sack...*Played in 50th-career game in game 6 vs. KC (10/21)*...Had 18 stops (12 solo) in **game 2 vs. Pit. (9/19)**...Recorded 15 tackles, including an 8-yard sack, *a career-long 60-yard INT return*, 2 TFL and 1 PD in **game 1 at STL (9/12)**.

**1998: Voted to the Pro Bowl** as 1 of 2 MLBs (along with Junior Seau)...Also named *All-Pro* by *The Sporting News* and *2nd-team All-Pro* by AP...*Led team with 154 tackles* despite missing almost 3 games with a dislocated elbow...Also had 2 INTs, 3 sacks, 10 PD and 1 FF...**1998 SEASON HIGHLIGHTS:** *Recorded season-high 17 tackles in game 14 vs. Min. (12/13)* and was on the field for all 92 plays against the Vikings...Had a game-high 10 tackles in 38-31 win in **game 12 vs. Ind. (11/29)**, to give him 100 on the season...Had 7 stops (3 solo) in **game 8 vs. Jax. (11/1)**, to *surpass the career 400-tackle mark in only his 36th NFL game*...Recorded 8 tackles and a pressure in **game 7 at GB (10/25)**...Returned to starting lineup in **game 6 at Pit. (10/18)** after missing 11 quarters with a dislocated elbow and led the team with 11 tackles (9 solo)...Helped limit Pit. to 241 net yards and 1 TD...Led all tacklers with 11 (9 solo) in **game 1 vs. Pit. (9/6)**, including a 1-yard sack.

**1997:** Received the *John Mackey Award*, voted on by his peers, as the *AFC's best linebacker*...Selected as the "needs player" for the *Pro Bowl*...Was named to Dr. Z's *Sports Illustrated All-Pro Team, College & Pro Football Weekly All-Pro (1st team) and Football Digest's All-NFL (2nd team)*...Named *Ravens 1997 MVP* by the Baltimore QB



# 52 RAY LEWIS

Club...Led the NFL with 210 tackles, 68 more than his team-leading total as a rookie in 1996...Tied for 4th on team with 4 sacks, 9 PD, an INT, and 1 FF...**1997 SEASON HIGHLIGHTS:** Posted a 5-tackle performance in game 16 at Cin. (12/21) to solidify NFL tackle lead...Recorded 22 stops (15 solo), 1 sack and 2 PD in 21-19 win in game 15 vs. Ten. (12/14)...Made a game-high 16 tackles, in addition to recording 2 QB pressures and a QB hurry in game 9 at NYJ (11/2)...Named AFC Defensive Player of the Week after Ravens 20-17 win in game 8 at Was. (10/26)...Recorded a game-high 17 total tackles, 1 sack and his 2nd career INT off of Gus Frerotte to seal the 20-17 win...Recorded a Ravens' record 25 tackles, as well as 2 PD, in 24-23 win in game 3 at NYG (9/14)...Won Pro Football Weekly's Defensive Player of the Week award.

**1996:** Named to *USA Today's All-Rookie team* (selected by Jarrett Bell)...Led the Ravens with 142 tackles (avg. 10.1 per game)...Had 2.5 QB sacks, 6 PD and 1 INT...Recorded dou-

ble digits in tackles in 7 of his 14 games...Led or tied for team tackle lead in 10 games...Had 7 starts at MLB in 4-3 and 6 starts at ILB in 3-4...**1996 SEASON HIGHLIGHTS:** Led team with 13 stops in game 16 vs. Hou. (12/22)...Had game-high 10 tackles (9 solo) in game 14 at Cin. (12/8), including a half-sack, plus 1 PD...Started at LILB in 3-4 defense in 37-31 OT win in game 8 vs. STL (10/29) and recorded season-high 16 stops, 15 solo...Named AFC Defensive Player of the Week after win in game 1 vs. Oak. (9/1)...Recorded 9 tackles and 1 INT in the end zone in Ravens 19-14 win over Oak...Missed 2 games: game 11 at SF (11/17) (ankle) and game 15 at Car. (12/22) (hip).

**COLLEGE:** Three-year starter at Miami, who came out after his junior season...Consensus All-American and runner-up for the Butkus Award...Finished 5th on Miami's all-time tackles chart with 388 career stops, including 19 TFL and 6 sacks...Led the Hurricanes in tackles for 22 consecutive games and led the Big East Conference in tackles for 2 straight sea-

## 2007

### Game-by-Game Tackles

#### Ravens

Date/Opp.	TT	Solo	AS	INT	FF	FR	Sacks	PD
9/10 @ Cin.	14	10	4	0-0	0	0	0-0	0
9/16 vs. NYJ	11	5	6	1-0	0	0	0-0	0
9/23 vs. Ari.	6	4	2	0-0	0	0	0-0	0
9/30 @ Cle.	19	13	6	0-0	0	0	0-0	0
10/7 @ SF	10	6	4	0-0	0	0	0-0	0
10/14 vs. STL	14	7	7	0-0	0	0	0-0	3
10/21 @ Buf.	18	11	7	0-0	0	0	0-0	1
11/5 @ Pit.	13	6	7	0-0	0	0	0-0	1
11/11 vs. Cin.	11	8	3	0-0	1	0	1-0	0
11/18 vs. Cle.	23	15	8	1-35*	0	1	0-0	1
11/25 @ SD	15	6	9	0-0	0	0	0-0	1
12/3 vs. NE	13	6	7	0-0	0	0	0-0	1
12/9 vs. Ind.	11	6	5	0-0	0	0	0-0	1
12/16 @ Mia.	6	5	1	0-0	1	0	1-0	1
12/23 @ Sea.								INACTIVE - HAND/BACK
12/30 vs. Pit.								INACTIVE - HAND/BACK
<b>Totals</b>	<b>184</b>	<b>108</b>	<b>76</b>	<b>2-35</b>	<b>2</b>	<b>1</b>	<b>2-7</b>	<b>10</b>

\*INT returned for a TD

## 2005

### Game-by-Game Tackles

#### Ravens

Date/Opp.	TT	Solo	AS	INT	FF	FR	Sacks	PD
9/11 vs. Ind.	12	9	3	0-0	0	0	0-0	0
9/18 @ Ten.	15	10	5	0-0	0	0	0-0	1
10/2 vs. NYJ	13	10	3	0-0	0	0	1.0-1.0	0
10/9 @ Det.	14	9	5	0-0	0	1	0-0	0
10/16 vs. Cle.	10	4	6	1-0	0	1	0-0	2
10/23 @ Chi.	13	5	8	0-0	0	0	0-0	0
10/31 @ Pit.								INACTIVE - HAMSTRING
11/6 vs. Cin.								INACTIVE - HAMSTRING
11/13 @ Jax.								INACTIVE - HAMSTRING
11/20 vs. Pit.								INACTIVE - HAMSTRING
11/27 @ Cin.								INACTIVE - HAMSTRING
12/4 vs. Hou.								INACTIVE - HAMSTRING
12/11 @ Den.								INJURED RESERVE - HAMSTRING
12/19 vs. GB								INJURED RESERVE - HAMSTRING
12/25 vs. Min.								INJURED RESERVE - HAMSTRING
1/1/06 @ Cle.								INJURED RESERVE - HAMSTRING
<b>Totals</b>	<b>77</b>	<b>47</b>	<b>30</b>	<b>1-0</b>	<b>0</b>	<b>1</b>	<b>1.0-1.0</b>	<b>3</b>

## 2006

### Game-by-Game Tackles

#### Ravens

Date/Opp.	TT	Solo	AS	INT	FF	FR	Sacks	PD
9/10 @ TB	10	7	3	0-0	0	0	1-9	3
9/17 vs. Oak.	10	6	4	1-27	0	0	0-0	1
9/24 @ Cle.	11	7	4	0-0	0	0	0-0	0
10/1 vs. SD	22	12	10	0-0	0	0	0-0	1
10/9 @ Den.	10	7	3	0-0	0	0	0-0	0
10/15 vs. Car.	15	8	7	0-0	0	1	0-0	0
10/29 @ NO	7	6	1	1-0	0	0	0-0	2
11/5 vs. Cin.	12	7	5	0-0	0	0	0-0	0
11/12 @ Ten.								INACTIVE - BACK
11/19 vs. Atl.								INACTIVE - BACK
11/26 vs. Pit.	9	6	3	0-0	0	0	1-8	0
11/30 @ Cin.	11	6	5	0-0	0	0	0-0	1
12/10 @ KC	14	10	4	0-0	0	0	-5-3	0
12/17 vs. Cle.	11	7	4	0-0	0	0	1-8	0
12/24 @ Pit.	10	9	1	0-0	0	0	-5-1	1
12/31 vs. Buf.	12	8	4	0-0	1	0	1-8	0
<b>Totals</b>	<b>164</b>	<b>106</b>	<b>58</b>	<b>2-27</b>	<b>1</b>	<b>1</b>	<b>5-36.5</b>	<b>9</b>

#### Playoffs

1/13/07 vs. Ind.	23	13	10	0-0	0	0	0-0	3
<b>Totals</b>	<b>23</b>	<b>13</b>	<b>10</b>	<b>0-0</b>	<b>0</b>	<b>0</b>	<b>0-0</b>	<b>3</b>

## 2004

### Game-by-Game Tackles

#### Ravens

Date/Opp.	TT	Solo	AS	INT	FF	FR	Sacks	PD
9/12 @ Cle.	15	13	2	0-0	0	0	1-9	0
9/19 vs. Pit.	17	9	8	0-0	0	0	0-0	0
9/26 @ Cin.	12	7	5	0-0	0	1	0-0	0
10/4 vs. KC	13	6	7	0-0	0	0	0-0	0
10/10 @ Was.	11	6	5	0-0	0	0	0-0	0
10/24 vs. Buf.	16	10	6	0-0	0	0	0-0	1
10/31 @ Phi.	15	8	7	0-0	0	0	0-0	0
11/7 vs. Cle.	12	8	4	0-0	0	0	0-0	1
11/14 @ NYJ	16	10	6	0-0	0	0	0-0	0
11/21 vs. Dal.	16	10	6	0-0	0	0	0-0	0
11/28 @ NE	12	8	4	0-0	0	0	0-0	0
12/5 vs. Cin.	10	5	5	0-0	0	0	0-0	0
12/12 vs. NYG	9	5	4	0-0	0	1	0-0	1
12/19 @ Ind.	10	7	3	0-0	1	0	0-0	0
12/26 @ Pit.	16	10	6	0-0	0	0	0-0	0
1/2/05 vs. Mia.								INACTIVE - WRIST
<b>Totals</b>	<b>200</b>	<b>122</b>	<b>78</b>	<b>0-0</b>	<b>1</b>	<b>2</b>	<b>1-9</b>	<b>3</b>

# 52 RAY LEWIS

## 2003

### Game-by-Game Tackles

#### Ravens

Date/Opp.	TT	Solo	AS	INT	FF	FR	Sacks	PD
9/7 @ Pit.	14	9	5	0-0	0	0	0-0	2
9/14 vs. Cle.	14	11	3	0-0	0	1	0-0	2
9/21 @ SD	18	9	9	0-0	0	0	0-0	0
9/28 vs. KC	19	12	7	0-0	0	0	0-0	0
10/12 @ Ari.	14	10	4	0-0	0	0	0-0	0
10/19 @ Cin.	9	7	2	0-0	0	0	0-0	0
10/26 vs. Den.	14	10	4	1-37	0	0	0-0	2
11/2 vs. Jax.	12	12	0	1-0	1	0	0-0	0
11/9 @ STL	9	5	4	1-18	0	0	0.5-5	3
11/16 @ Mia.	16	13	3	0-0	0	0	0-0	0
11/23 vs. Sea.	14	10	4	0-0	1	1	0-0	1
11/30 vs. SF	19	16	3	1-29T	0	0	0-0	0
12/7 vs. Cin.	14	10	4	1-1	0	0	0-0	1
12/14 @ Oak.	12	10	2	0-0	0	0	0-0	1
12/21 @ Cle.	12	7	5	0-0	0	0	1-6	0
12/28 vs. Pit.	15	9	6	1-14	0	0	0-0	1
<b>Totals</b>	<b>225</b>	<b>160</b>	<b>65</b>	<b>6-99</b>	<b>2</b>	<b>2</b>	<b>1.5-11</b>	<b>13</b>

#### Playoffs

1/3/04 vs. Ten.	18	12	6	0-0	0	0	0-0	0
<b>Totals</b>	<b>18</b>	<b>12</b>	<b>6</b>	<b>0-0</b>	<b>0</b>	<b>0</b>	<b>0-0</b>	<b>0</b>

## 2001

### Game-by-Game Tackles

#### Ravens

Date/Opp.	TT	Solo	AS	INT	FF	FR	Sacks	PD
9/9 vs. Chi.	9	6	3	1-21	0	0	0-0	0
9/23 @ Cin.	10	7	3	0-0	0	0	0-0	0
9/30 @ Den.	16	10	6	0-0	0	0	1-3	0
10/7 vs. Ten.	11	7	4	0-0	0	0	5-3	0
10/14 @ GB	9	4	5	0-0	0	0	0-0	0
10/21 @ Cle.	9	5	4	0-0	0	0	0-0	0
10/28 vs. Jax.	9	7	2	0-0	0	0	0-0	0
11/4 @ Pit.	13	11	2	0-0	0	0	0-2	0
11/12 @ Ten.	15	13	2	0-0	1	0	0-0	0
11/18 vs. Cle.	14	9	5	0-0	0	0	0-2	0
11/25 @ Jax.	11	8	3	0-0	0	0	0-2	0
12/2 vs. Ind.	19	13	6	0-0	0	1	1-15	0
12/16 vs. Pit.	16	11	5	0-0	0	0	1-5	3
12/23 vs. Cin.	12	8	4	2-94	0	0	0-0	0
12/29 @ TB	14	7	7	0-0	0	0	0-0	1
1/7/02 vs. Min.	9	4	5	0-0	0	0	0-0	0
<b>Totals</b>	<b>196</b>	<b>130</b>	<b>66</b>	<b>3-115</b>	<b>1</b>	<b>1</b>	<b>13.5-26</b>	<b>10</b>

#### Playoffs

1/13/02 @ Mia.	7	4	3	0-0	0	0	0-0	0
1/20/02 @ Pit.	10	6	4	0-0	2	0	0-0	0
<b>Totals</b>	<b>17</b>	<b>10</b>	<b>7</b>	<b>0-0</b>	<b>2</b>	<b>0</b>	<b>0-0</b>	<b>0</b>

## 1999

### Game-by-Game Tackles

#### Ravens

Date/Opp.	TT	Solo	AS	INT	FF	FR	Sacks	PD
9/12 @ STL	15	13	2	1-60	0	0	1-8	1
9/19 vs. Pit.	13	10	3	0-0	0	0	0-0	0
9/26 vs. Cle.	16	9	7	0-0	0	0	1-9	0
10/3 @ Atl.	12	10	2	0-0	0	0	0-0	0
10/10 @ Ten.	19	13	6	0-0	0	0	0-0	0
10/21 vs. KC	11	8	3	0-0	0	0	0-0	0
10/31 vs. Buf.	16	13	3	0-0	0	0	1-2	1
11/7 @ Cle.	9	2	7	0-0	0	0	0-0	0
11/14 @ Jax.	16	10	6	1-18	0	0	0-0	0
11/21 @ Cin.	9	5	4	0-0	1	0	0-0	1
11/28 vs. Jax.	6	5	1	0-0	0	0	0-0	1
12/5 vs. Ten.	15	9	6	0-0	0	0	.5-1.5	1
12/12 @ Pit.	11	7	4	0-0	0	0	0-0	1
12/19 vs. NO	11	7	4	1-19	0	0	0-0	1
12/26 vs. Cin.	11	7	4	0-0	0	0	0-0	1
1/2/00 @ NE	8	3	5	0-0	0	0	0-0	0
<b>Totals</b>	<b>198</b>	<b>131</b>	<b>67</b>	<b>3-97</b>	<b>1</b>	<b>0</b>	<b>3.5-20.5</b>	<b>8</b>

## 2002

### Game-by-Game Tackles

#### Ravens

Date/Opp.	TT	Solo	AS	INT	FF	FR	Sacks	PD
9/8 @ Car.	17	11	6	0	0	0	0-0	0
9/15 vs. TB	19	13	6	0	0	0	0-0	0
9/30 vs. Den.	20	12	8	1-4	0	0	0-0	2
10/6 @ Cle.	11	8	3	1-0	1	1	0-0	0
10/13 @ Ind.							INACTIVE - SHOULDER	
10/20 vs. Jax.							INACTIVE - SHOULDER	
10/27 vs. Pit.							INACTIVE - SHOULDER	
11/3 @ Atl.							INACTIVE - SHOULDER	
11/10 vs. Cin.							INACTIVE - SHOULDER	
11/17 @ Mia.	18	13	5	0	0	0	0-0	0
11/24 vs. Ten.							INACTIVE - SHOULDER	
12/1 @ Cin.							INJURED RESERVE	
12/8 vs. NO							INJURED RESERVE	
12/15 @ Hou.							INJURED RESERVE	
12/22 vs. Cle.							INJURED RESERVE	
12/29 @ Pit.							INJURED RESERVE	
<b>Totals</b>	<b>85</b>	<b>57</b>	<b>28</b>	<b>2-4</b>	<b>1</b>	<b>1</b>	<b>0-0</b>	<b>2</b>

## 2000

### Game-by-Game Tackles

#### Ravens

Date/Opp.	TT	Solo	AS	INT	FF	FR	Sacks	PD
9/3 @ Pit.	7	4	3	0-0	0	0	0-0	0
9/10 vs. Jax.	14	11	3	0-0	0	0	0-0	0
9/17 @ Mia.	13	7	6	0-0	0	0	0-0	0
9/24 vs. Cin.	5	2	3	0-0	0	0	0-0	0
10/1 @ Cle.	10	6	4	1-1	0	0	0-0	0
10/8 @ Jax.	16	9	7	0-0	0	1	0-0	0
10/15 @ Was.	20	13	7	0-0	0	0	0-0	0
10/22 vs. Ten.	9	4	5	0-0	0	0	0-0	0
10/29 vs. Pit.	16	11	5	0-0	0	0	1-8	1
11/5 @ Cin.	9	4	5	0-0	0	0	0-0	1
11/12 @ Ten.	9	6	3	0-0	0	0	0-0	1
11/19 vs. Dal.	8	6	2	1-0	0	0	0-0	0
11/26 vs. Cle.	10	6	4	0-0	0	0	0-25	0
12/10 vs. SD	14	10	4	0-0	0	0	0-0	0
12/17 @ Ari.	15	14	1	0-0	0	1	0-0	1
12/24 vs. NYJ	12	7	5	0-0	0	1	0-0	3
<b>Totals</b>	<b>187</b>	<b>120</b>	<b>67</b>	<b>2-1</b>	<b>0</b>	<b>3</b>	<b>3-33</b>	<b>7</b>

#### Playoffs

12/31 vs. Den.	12	8	4	1-4	0	0	0-0	2
1/7/01 @ Ten.	12	9	3	1-50T	0	0	0-0	0
1/14/01 @ Oak.	9	6	3	0-0	0	1	0-0	1
1/28/01 @ NYG	11	5	6	0-0	0	0	0-0	4
<b>Totals</b>	<b>44</b>	<b>28</b>	<b>16</b>	<b>2-54</b>	<b>0</b>	<b>1</b>	<b>0-0</b>	<b>7</b>

## 1998

### Game-by-Game Tackles

#### Ravens

Date/Opp.	TT	Solo	AS	INT	FF	FR	Sacks	PD
9/6 vs. Pit.	11	9	2	0-0	0	0	1-1	0
9/13 @ NYJ	11	9	2	0-0	0	0	0-0	0
9/20 @ Jax.	3	2	1	0-0	1	0	0-0	0
9/27 vs. Cin.							INACTIVE - ELBOW	
10/11 vs. Ten.							INACTIVE - ELBOW	
10/18 @ Pit.	9	6	3	0-0	0	0	0-0	0
10/25 @ GB	8	8	0	0-0	0	0	0-0	0
11/1 vs. Jax.	7	3	4	0-0	0	0	0-0	2
11/8 vs. Oak.	15	11	4	0-0	0	0	1-4	3
11/15 @ SD	15	12	3	0-0	0	0	0-0	2
11/22 @ Cin.	8	5	3	2-25	0	0	0-0	2
11/29 vs. Ind.	10	10	0	0-0	0	0	0-0	0
12/6 @ Ten.	14	8	6	0-0	0	0	1-9	0
12/13 vs. Min.	17	17	0	0-0	0	0	0-0	0
12/20 @ Chi.	11	7	4	0-0	0	0	0-0	0
12/27 vs. Det.	15	12	3	0-0	0	0	0-0	1
<b>Totals</b>	<b>154</b>	<b>119</b>	<b>35</b>	<b>2-25</b>	<b>1</b>	<b>0</b>	<b>3-14</b>	<b>10</b>

1997

**Game-by-Game Tackles**

**Ravens**

Date/Opp.	TT	So	AS	INT	FF	FR	Sacks	PD
8/31 vs. Jax.	13	12	1	0-0	0	0	0-0	0
9/7 vs. Cin.	8	7	1	0-0	0	0	1-7	1
9/14 @ NYG	25	18	7	0-0	0	0	0-0	2
9/21 @ Ten.	8	6	2	0-0	0	1	0-0	0
9/28 @ SD	11	8	3	0-0	0	0	0-0	0
10/5 vs. Pit.	10	7	3	0-0	0	0	0-0	0
10/19 vs. Mia.	14	12	2	0-0	1	0	0-0	2
10/26 @ Was.	17	13	4	1-8	0	0	1-4	1
11/2 vs. NYJ	16	10	6	0-0	0	0	0-0	0
11/9 @ Pit.	18	15	3	0-0	0	0	1-7	0
11/16 vs. Phi.	11	10	1	0-0	0	0	0-0	0
11/23 vs. Ari.	14	11	3	0-0	0	0	0-0	0
11/30 @ Jax.	12	11	1	0-0	0	0	0-0	0
12/7 vs. Sea.	6	6	0	0-0	0	0	0-0	1
12/14 vs. Ten.	22	15	7	0-0	0	0	1-8	2
12/21 @ Cin	5	2	3	0-0	0	0	0-0	0
<b>Totals</b>	<b>210</b>	<b>163</b>	<b>47</b>	<b>1-18</b>	<b>1</b>	<b>1</b>	<b>4-27</b>	<b>9</b>

1996

**Game-by-Game Tackles**

**Ravens**

Date/Opp.	TT	So	AS	INT	FF	FR	Sacks	PD
9/1 vs. Oak.	9	5	4	1-0	0	0	0-0	2
9/8 @ Pit.	13	10	3	0-0	0	0	0-0	0
9/15 @ Hou.	7	5	2	0-0	0	0	0-0	0
9/29 vs. NO	10	5	5	0-0	0	0	0-0	0
10/6 vs. NE	6	6	0	0-0	0	0	0-0	0
10/13 @ Ind.	12	11	1	0-0	0	0	1-7	0
10/20 @ Den.	10	4	6	0-0	0	0	0-0	0
10/27 vs. STL	16	15	1	0-0	0	0	0-0	0
11/3 vs. Cin.	9	6	3	0-0	0	0	0-0	2
11/10 @ Jax.	4	4	0	0-0	0	0	0-0	1
11/17 @ SF	INACTIVE - ANKLE							
11/24 vs. Jax.	5	5	0	0-0	0	0	0-0	0
12/1 vs. Pit.	8	7	1	0-0	0	0	0-0	0
12/8 @ Cin.	10	9	1	0-0	0	0	.5-1.5	1
12/15 @ Car.	INACTIVE - HIP							
12/22 vs. Hou.	13	8	5	0-0	0	0	0-0	0
<b>Totals</b>	<b>142</b>	<b>104</b>	<b>38</b>	<b>1-0</b>	<b>0</b>	<b>0</b>	<b>0.2.5-8.5</b>	<b>6</b>

# 52 RAY LEWIS

sons...Finished junior season (1995) with a team-high 160 tackles and earned consensus 1st-team All-America and All-Big East honors...Member of *Playboy* All-America team...Tackle total was 2nd in Hurricane history (since Ed Weisacosky's 164 in 1965)...Started every game at MLB as a sophomore (1994), earning 1st-team All-Big East honors, and 1st-team All-America honors from *The Poor Man's Guide to the NFL Draft* and *Football News*...Led team with 152 tackles, including 9 TFL and 2 sacks...Played his way into the starting lineup as a freshman (1993), starting the final 5 games...Totaled 81 tackles, 2 TFL, 4 PD and 2 sacks...Earned Freshman All-America honors by *The Gridiron Report*...Ray kept a promise to his mother, which he made when he left the University of Miami after his junior year by graduating from the University of Maryland University College on May 15, 2004 with a degree in Arts and Sciences...Not only did Ray finish the 24 credits he had remaining to earn his degree in business administration, but he was on the dean's list for most of the time he was enrolled.

**PERSONAL:** Team MVP in both junior and senior seasons at Kathleen (Lakeland, FL) HS...Played LB, RB and returned KOs and punts...Recorded 207 tackles with 10 sacks, 5 FRs and 8 INTs (3 for TDs) in HS...Returned 4 punts and 2 KORs for TDs...Rushed for 591 yards and scored 8 TDs as a RB...Blocked 3 FGs as a senior and 3 FGs and 2 PATs as a junior...Was the State 4A Wrestling Champ in the 189 lb. weight class...Ray has a website, RayLewis52.com...Spoke to the NFL rookies in June 2000 at the NFL's Rookie Symposium about the need to be careful about associations and circumstances...In Dec. 2000, Ray teamed

up with radio stations 92Q and Magic 95.9 to ask Ravens fans and members of the Baltimore community to help him with his Holiday Toy Drive...Ray donated the toys to the Cherry Hill Housing Authority, the Baltimore City Dept. of Social Services and the Bradford Reading Program in Sandtown, MD...Ray hosted Super Bowl Parties for the children at the Baltimore Ravens Courage House at St. Vincent's in Feb. 2000...A parade and day in Ray's honor was held in his hometown of Lakeland, FL on 4/14/01...Ray contributed money to help with the remodeling of The Greater Faith Missionary Baptist Church in Lakeland...Participated in the Snapple Superstars competition in May 2001...He also adopted 10 families in Baltimore City communities for the holidays and answered their Christmas wish lists...Ray provided new computers and online connectivity to Simpson Community Center in Lakeland, FL in 2002...Hosted the Great Maryland Duck Derby from 2002-06, where 20,000 "adopted" rubber ducks are dropped in the water and raced for prizes with all proceeds going to the Ray Lewis Foundation...In May, 2003, Ray Lewis gave \$3,000 scholarships to 2 students from his alma mater, Kathleen HS...Ray donates a tractor-trailer load of food and personal care boxes annually to 440 of Baltimore's neediest families to enjoy a Thanksgiving meal in the privacy of their homes...Each family receives a 12-14 lb. turkey, a box weighing about 26 lbs., containing canned and non-perishable food items, a box weighing about 15 lbs., containing personal care and hygiene items and Girl Scout cookies...During the season, Ray annually provides 52 home game tickets to various nonprofit organizations in Baltimore city...Lewis also hosts an

**THE ULTIMATE LINEBACKER**

Nine-time Pro Bowler LB Ray Lewis, who earned another invitation to Hall of Fame in 2011, missed the final 2 games of the season with a dislocated finger and back injury. He ranked 1st on the team with 184 tackles. His best game came when he had a season-high 23 tackles in Week 11 vs. Cleveland. That day, he also returned an INT for 3rd over yards for a TD. It was his 2nd career INT-TD in regular season play and 3rd overall (including playoffs). Lewis is the Ravens' all-time leader with 12 Fumbles and 2,022 les, and he has the 2nd-most INTs (25). Here is where he stands:

**FUMBLES RECOVERED**

- 1. Ray Lewis (1996-present) 12
- 2. Terrell Suggs (2003-present) 9
- 3. Rob Burnett (1996-2001) 8

**TACKLES**

- 1. Ray Lewis (1996-present) 2,022
- 2. Kelly Gregg (2001-present) 616
- 3. Jamie Sharper (1997-2001) 522
- 4. Peter Boulware (1997-2005) 502

**INTERCEPTIONS**

- 1. Ed Reed (2002-present) 34
- 2. Ray Lewis (1996-present) 25
- 3. Chris McAlister (1999-present) 23
- 4. Duane Starks (1998-2001) 20
- Rod Woodson (1998-2001) 20

annual Back-to-School Kickoff Event each Sep....Along with Office Depot and Frito Lay, the Ray Lewis Foundation provides 1,200 Baltimore city students with a free bookbag, school supplies and snacks...Ray's 3rd annual celebrity auction and bowling tournament, held in May 2004, raised \$230,000 for the **Ray Lewis Foundation**, which helps provide assistance to disadvantaged youth...Lewis established a relationship with Van Brooks, a former high school football player who suffered a severe spinal cord injury during a game in Sep. 2004...Ray helped raise funds for Brooks' recovery effort, visited the young man in the hospital...Opened the Ray Lewis Full Moon Bar-B-Que located in Baltimore's Canton neighborhood in Feb. 2005...Named a finalist for the Byron "Whizzer" White Humanitarian Award, given to an NFL player who exemplifies dedication to team, community and country...Hosts the annual Rays Summer Days each June, with funds benefiting his foundation; Events include a 5K run/walk, community festival, comedy jam, golf outing, bowling, football camp for youth and receptions...Ray joined with Hall of Fame RB Gale Sayers and entre-

preneur Mark Bloomquist to form S&L Racing, which races both cars and trucks...The team is headquartered in North Carolina and already races in the NASCAR Craftsman Truck Series...Lewis was also honored with a JB award (named in honor of CBS broadcaster James Brown) during the 2006 offseason: Received the "Act of Kindness" Award for his tireless work in the community...Lewis and Paralympic Gold Medalist Cheri Blauwet joined with the Vietnam Veterans of America Foundation (VVAf) to support and advise the creation of a new Sports for Life program in Bahir Dar, Ethiopia...The pair traveled to the war-torn region in March 2006 to deliver wheelchairs, crutches and orthopedic devices to patients...They also consulted with therapists and social workers about possible beneficial uses for sports and recreation...Lewis spoke to Congress in June 2006 and business and philanthropic leaders to promote a stronger commitment to disability sport both here and in the developing world...Ray also joined teammates for an Evening Ringside to benefit the Jonathan Ogden Foundation in Oct. 2006...Lewis joined teammates in Nov. 2007 for the ACT Auction



## REGULAR SEASON

Year	Team	GP	GS	TACKLES				SK	Yards	INTERCEPTIONS					FUMBLES		
				TT	Solo	Asst	Yds			No	Yds	Lg	TDs	PD	FF	FR	Yds
1996	Baltimore	14	13	*142	*104	38	2.5	8.5	1	0	0	0	6	0	0	0	
1997	Baltimore	16	16	**210	**163	47	4	27	1	18	18	0	9	1	1	0	
1998	Baltimore	14	14	*154	*119	35	3	14	2	25	26	0	10	1	0	0	
1999	Baltimore	16	16	**198	**131	67	3.5	20.5	3	97	60	0	8	1	0	0	
2000	Baltimore	16	16	*187	*120	67	3	33	2	1	1	0	7	0	3	0	
2001	Baltimore	16	16	**196	**130	66	3.5	26	3	115	64	0	10	1	1	0	
2002	Baltimore	5	5	85	57	28	0	0	2	4	4	0	2	1	1	0	
2003	Baltimore	16	16	***225	**160	65	1.5	11	6	99	37	1	13	2	2	1	
2004	Baltimore	15	15	**200	**122	78	1	9	0	0	0	0	3	1	2	0	
2005	Baltimore	6	6	77	47	30	1	1	1	0	0	0	3	1	0	0	
2006	Baltimore	14	14	*164	*106	58	5	36.5	2	27	27	0	9	1	1	0	
2007	Baltimore	14	14	*184	*108	76	2	7	2	35	35	1	10	2	1	0	
<b>Totals</b>		<b>162</b>	<b>161</b>	<b>2,022</b>	<b>1,367</b>	<b>655</b>	<b>30</b>	<b>193.5</b>	<b>25</b>	<b>421</b>	<b>64</b>	<b>2</b>	<b>90</b>	<b>11</b>	<b>12</b>	<b>1</b>	

\*-Led the Team

\*\*--Led the Team and NFL

#-Franchise single-season record

## CAREER SINGLE-GAME HIGHS (regular season)

**Total Tackles:**

25 (9/14/97 at NYG)

**Sacks:**

2 (11/26/00 vs. Cle.)

**Forced Fumbles:**

1 11 times (Last: 12/16/07 at Mia.)

**Passes Defended:**

3 6 times (last: 10/14/07 vs. STL)

**Solo Tackles:**

18 (9/14/97 at NYG)

**INTs:**

2 2 times (last: 12/23/01 vs. Cin.)

**Fumble Recoveries:**

1 12 times (last: 11/15/07 vs. Cle.)

## POSTSEASON

Year	Team	GP	GS	TACKLES				SK	Yards	INTERCEPTIONS					FUMBLES		
				TT	Solo	Asst	Yds			No	Yds	Lg	TDs	PD	FF	FR	Yds
2000	Baltimore	4	4	**44	**28	16	0	0	2	54	50t	1	7	0	1	0	
2001	Baltimore	2	2	17	10	7	0	0	0	0	0	0	0	2	0	0	
2003	Baltimore	1	1	*18	*12	6	0	0	0	0	0	0	0	0	0	0	
2006	Baltimore	1	1	*23	*13	10	0	0	0	0	0	0	3	0	0	0	
<b>Totals</b>		<b>8</b>	<b>8</b>	<b>102</b>	<b>63</b>	<b>39</b>	<b>0</b>	<b>0</b>	<b>2</b>	<b>54</b>	<b>50t</b>	<b>1</b>	<b>10</b>	<b>2</b>	<b>1</b>	<b>0</b>	

\*-Led the Team

\*\*--Led the Team and NFL

# 52 RAY LEWIS

## DID YOU KNOW?


In 2006, Baltimore lost only 2 games by a defensive starter the entire season – both by Ray Lewis in early November. The Ravens' 10 other defensive starters were available all 16 games during the season.

In 2007, the Ravens lost 31 games to defensive starters, all of whom are Pro Bowlers: Trevor Pryce (11), Samari Rolle (10), Chris McAlister (8) and Ray Lewis (2). Amazingly enough, the unit still finished ranked 6th in the NFL.

## 52 RAY LEWIS

Party benefiting the RACTF and players foundations...In conjunction with the Ray Lewis Foundation, Lewis and teammates Mark Clayton and Steve McNair distributed food for Thanksgiving meals to more than 600 families in Baltimore in Nov. 2007...In conjunction with his foundation, Lewis annually hosts the Ray Lewis Holiday Gift Marketplace in Dec....More

than 200 Baltimore youth enjoy holiday festivities, including a holiday meal and an opportunity to choose gifts for themselves and loved ones at this festival event...Full name: Ray Anthony Lewis.



LB Ray Lewis is the only remaining player on the Ravens' roster who was selected in the first round of the NFL Draft in 1996. In June of 2008, LT Jonathan Ogden hung up his cleats and made the announcement in a press conference at the Owings Mills facility. In 2008, Ray Lewis, Ray Gregg, Chris McAlister and Matt Stover are the only players on the Ravens' roster who have played in the 2000 Super Bowl. Baltimore won Super Bowl XXXV, 34-7, against the NY Giants at



29

## DERRICK MARTIN

HT: 5-10

WT: 202

COLLEGE: WYOMING

HS: THOMAS JEFFERSON (DENVER, CO)

BORN: 5/16/85, DENVER, CO

JOINED RAVENS: DRAFT 6B (208TH), 2006

**GAMES PLAYED/STARTED:** (2006, 8/0); (2007, 16/3) **Total 24/3**

**TRANSACTIONS:** Selected with the 208th overall selection in the 6th round of the 2006 Draft, with 1 of the Ravens' 4 compensatory picks...Martin is the 1st player in Ravens franchise history to be selected out of Wyoming.

**PRO:** Veteran player with a great blend of quickness and athletic ability...Can play both inside and outside...Enters 2008 having played in 24-career games, with 3 starts and has 27-career tackles from scrimmage (24 solo), 8 PD and 2 INTs in those contests...A special teams standout who finished 4th on the team with a *career-high 17 special teams tackles* and a special teams FR in 2007.

**2007:** Played in 16 games, starting 3 (1st starts of his career) and recorded *career highs with 26 tackles, 8 PD, 2 INTs, 17 special teams tackles* and a special teams FR...**2007 SEASON HIGHLIGHTS:** Subbed and netted 4 solo tackles, a *career-high 4 PD* and an INT in **game 15 at Sea. (12/23)**...Started for Samari Rolle (shoulder) and netted 5 tackles and 1 PD in **game 13 vs. Ind. (12/9)**...Also had a special teams tackle against the Colts...Started for Rolle (illness) and posted a *career-high 6 tackles* (all solo) and had a QB hit in **game 9 vs. Cin. (11/11)**...**Started his 1st-career game** for Rolle (illness) and had 2 solo tackles in **game 8 at Pit. (11/5)**...Recorded his *1st-career INT* (part of the Ravens' franchise-single-game-record 5 INTs) and had a special teams tackle in the 22-3 win in **game 6 vs. STL (10/14)**.

**2006:** Saw action in 8 games, posting 1 tackle from scrimmage and 4 special teams tackles on the year...**2006 SEASON HIGHLIGHTS:** Netted his *1st-career tackle* from scrimmage and posted 1 special teams tackle in the 31-7 win in **game 15 at Pit. (12/24)**...Posted 2 solo special teams tackles in the 27-17 win in **game 14 vs. Cle. (12/17)**...Was a game-day inactive in **games 9-11**...Saw action on special teams, posting 1 tackle in the 26-20 win in **game 8 vs. Cin. (11/5)**...Saw action in his *1st-career NFL game* and had 2 solo special teams tackles in **game 6 vs. Car. (10/15)**...Was a game-day inactive in **games 1-5**.

**COLLEGE:** Totaled 134 tackles (92 solo), 21 PD, 6 INTs (1 returned for a TD), 3 FRs, 2 FFs and 2 sacks at Wyoming...Played in 30 games, starting 24 at Wyoming...Also returned 6 KOs for 135 yards (22.5 avg.) and blocked 3 punts, returning 2 for TDs...Named All-Mountain West honorable mention as a junior, leading a defense that finished 1st in the conference in pass defense (207.4 ypg)...Earned All-Mountain West Conference 2nd-team honors as a sophomore in 2004...Martin also led the team with a career-high 17 PD and returned 5 KOs for 109 yards (21.8 avg.)...He finished 2nd on the team (9th in the MWC) with 3 INTs, which he returned 36 yards and scored on a blocked punt return (17 yards)...Martin was named the National Defensive Player of the Week by the Bronko Nagurski Award committee following his outstanding performance against Ole Miss on 9/25/04...Posted a season-high 9 tackles, had a career-high 7 PD and had a spectacular, diving INT in the end zone to thwart a potentially game-tying drive by UNLV's Rebels...Had an immediate impact as a freshman in 2003, playing in 7 games, starting 4, finishing the season with 27 tackles, including 17 solo and 2 FRs...Began his collegiate career with a splash as he returned a blocked punt 6 yards for a TD in the season opener vs. Montana State...Martin also blocked a punt of his own against Oklahoma State.

**PERSONAL:** Attended Thomas Jefferson (Denver, CO) HS...Earned All-Colorado and All-State Class 5A honors from *The Denver Post* as a senior...Also named the MVP of the Denver Prep 5A league as a senior...Led his team to the quarterfinals of the 2001 state playoffs and to the 2002 state semifinals...Compiled a 38-10 record and won 4 city championships while playing QB and RB...Completed 96 of 185 passes for 1,475 yards and 10 TDs, as well as rushing 138 times for 830 yards and 3 TDs as a senior...Martin also earned All-City honors and was the team captain as a point guard on the basketball team...Was part of his school's 4x100 meter relay team that placed 1st in the state championships during his senior year...Was on the honor roll all 4 years at Thomas Jefferson, as well as being named to the Mayor's Mile High

# 29 DERRICK MARTIN

Academic Scholar squad...Also earned Renaissance Academic Scholar honors 2 years...Derrick helped refurbish homes with Sandtown, MD Habitat for Humanity in Sep. 2006...Was a personal shopper at the 2nd Annual Holiday Helpers where teammates Derrick Mason, Samari Rolle and Kyle Boller provided \$150 gift certificates and helped underprivileged children in the Baltimore area shop for holiday gifts for themselves and their families in Dec. 2006... Also participated in the Ravens annual Spring Football Festival, signing autographs and speaking at fan forums in April 2007 and '08...Participated with teammates, at Dick's Sporting Goods to provide the 16 young men of Aunt Hattie's Place with \$250 gift certificates in Dec. 2006...In July 2007, Martin visited youth and participated in group activities at Camp Shores in Federick MD...Derrick, along with teammates Gerome Sapp and Jamaine Winborne, worked to refurbish a home for a Baltimore family with Santown Habitat for Humanity in Sep. 2007...In Nov. 2007, Martin participated in Autumn

Harvest, teaming with 200 volunteers to distribute food baskets to Baltimore families in need at M&T Bank Stadium...Derrick joined teammate Bart Scott for Scott's holiday party for 200 Baltimore youth at Port Discovery Museum in Baltimore; the evening featured a holiday meal, gift distribution and bike giveaway...Founded the *Derrick Martin Foundation* (in 2007), which improves lives of underprivileged kids and single parent homes...Martin joined teammates in Nov. 2007 for the ACT Auction Party benefiting the RACTF and players foundations...Also in Nov. of 2007, as part of teammate Bart Scott's Thanksgiving event, Derrick helped serve Thanksgiving meals at the Helping Up Mission in Baltimore...Derrick hosted the inaugural Derrick Martin Sportsfest in Denver, which included free football and cheerleading clinics, a celebrity basketball game, celebrity bowling and a silent auction May 31-June 1, 2008...Derrick and his wife, Alexa, have a son, Derrick Jerome Martin III, born 3/17/08...Full name: Derrick Jerome Martin.

### 2007

#### Game-by-Game Tackles

#### Ravens

Date/Opp.	TT	Solo	AS	INT	FF	FR	Sacks	PD
9/10 @ Cin.	SAW ACTION ON SPECIAL TEAMS							
9/16 vs. NYJ	SAW ACTION ON SPECIAL TEAMS							
9/23 vs. Ari.	SAW ACTION ON SPECIAL TEAMS							
9/30 @ Cle.	1	1	0	0-0	0	0	0-0	0
10/7 @ SF	2	2	0	0-0	0	0	0-0	0
10/14 vs. STL	0	0	0	1-3	0	0	0-0	1
10/21 @ Buf.	0	0	0	0-0	0	0	0-0	1
11/5 @ Pit.	2	2	0	0-0	0	0	0-0	0
11/11 vs. Cin.	6	6	0	0-0	0	0	0-0	0
11/18 vs. Cle.	3	2	1	0-0	0	0	0-0	0
11/25 @ SD	3	3	0	0-0	0	0	0-0	0
12/3 vs. NE	SAW ACTION ON SPECIAL TEAMS							
12/9 vs. Ind.	5	3	2	0-0	0	0	0-0	1
12/16 @ Mia.	SAW ACTION ON SPECIAL TEAMS							
12/23 @ Sea.	4	4	0	1-0	0	0	0-0	4
12/30 vs. Pit.	0	0	0	0-0	0	0	0-0	1
<b>Totals</b>	<b>26</b>	<b>23</b>	<b>3</b>	<b>2-3</b>	<b>0</b>	<b>0</b>	<b>0-0</b>	<b>8</b>

### 2006

#### Game-by-Game Tackles

#### Ravens

Date/Opp.	TT	Solo	AS	INT	FF	FR	Sacks	PD
9/10 @ TB	INACTIVE							
9/17 vs. Oak.	INACTIVE							
9/24 @ Cle.	INACTIVE							
10/1 vs. SD	INACTIVE							
10/9 @ Den.	INACTIVE							
10/15 vs. Car.	SAW ACTION ON SPECIAL TEAMS							
10/29 @ NO	SAW ACTION ON SPECIAL TEAMS							
11/5 vs. Cin.	SAW ACTION ON SPECIAL TEAMS							
11/12 @ Ten.	INACTIVE							
11/19 vs. Atl.	INACTIVE							
11/26 vs. Pit.	INACTIVE							
11/30 @ Cin.	SAW ACTION ON SPECIAL TEAMS							
12/10 @ KC	SAW ACTION ON SPECIAL TEAMS							
12/17 vs. Cle.	SAW ACTION ON SPECIAL TEAMS							
12/24 @ Pit.	1	1	0	0-0	0	0	0-0	0
12/31 vs. Buf.	SAW ACTION ON SPECIAL TEAMS							
<b>Totals</b>	<b>1</b>	<b>1</b>	<b>0</b>	<b>0-0</b>	<b>0</b>	<b>0</b>	<b>0-0</b>	<b>0</b>
<b>Playoffs</b>								
1/13/07 vs. Ind.	INACTIVE							
<b>Totals</b>	<b>0</b>	<b>0</b>	<b>0</b>	<b>0-0</b>	<b>0</b>	<b>0</b>	<b>0-0</b>	<b>0</b>

# 29 DERRICK MARTIN

## REGULAR SEASON

Year	Team	GP	GS	TACKLES				Yards	INTERCEPTIONS				FUMBLES			
				TT	Solo	Asst	SK		No	Yds	Lg	TDs	PD	FF	FR	Yds
2006	Baltimore	8	0	1	1	0	0	0	0	0	0	0	0	0	0	0
2007	Baltimore	16	3	26	23	3	0	0	2	3	3	0	8	0	0	0
<b>Totals</b>		<b>24</b>	<b>3</b>	<b>27</b>	<b>24</b>	<b>3</b>	<b>0</b>	<b>0</b>	<b>2</b>	<b>3</b>	<b>3</b>	<b>0</b>	<b>8</b>	<b>0</b>	<b>0</b>	<b>0</b>

Special Teams Tackles (21): 2006 (4); 2007 (17)

CAREER SINGLE-GAME HIGHS (regular season)

Total Tackles:

6 (11/11/07 vs. Cin.)

Sacks:

None

Forced Fumbles:

None

Passes Defended:

4 (12/23/07 at Sea.)

Solo Tackles:

6 (11/11/07 vs. Cin.)


INTs:

1 2 times (last: 12/23/07 at Sea.)

Fumble Recoveries:

None





# 85

## Wide Receiver - 12 Seasons

# DERRICK MASON

**HT: 5-10**

**WT: 192**

**COLLEGE: MICHIGAN STATE**

**HS: MUMFORD (DETROIT, MI)**

**BORN: 1/17/74, DETROIT, MI**

**JOINED RAVENS: FREE AGENT, 2005**

**GAMES PLAYED/STARTED:** (1997, 16/2); (1998, 16/0); (1999, 13/0); (2000, 16/12); (2001, 15/15); (2002, 14/14); (2003, 16/16); (2004, 16/16); (2005, 16/16); (2006, 16/15); (2007, 16/16) **Total 170/122**

**Playoffs** (1999, 4/0); (2000, 1/1); (2002, 2/2); (2003, 2/2); (2006, 1/1) **Total 10/6**

**TRANSACTIONS:** Signed with the Ravens as an unrestricted free agent on 3/7/05...Originally drafted by the Tennessee Oilers in the 4th round (98th overall) of the 1997 draft.

**PRO: Two-time Pro Bowl performer (2000 and 2003)**...Elite, veteran receiver who is the heartbeat of the Ravens' offense...Mason is the 3rd-leading WR in receptions (448) in the NFL over the last 5 years (Torry Holt - 499 and Chad Johnson - 462)...Mason enters 2008 with 710 career receptions for 9,024 yards and 47 TDs...Led the Ravens in every receiving category by setting a **Ravens' franchise record and career high with 103 receptions** (3rd in the NFL) - **1st player in Ravens history with 100 receptions** - for 1,087 yards (10.6 avg.) and 5 TDs in **2007**...Mason hauled in his **700th-career reception** in game 15 at Sea. (12/23/07)...**Led the NFL with 30 receptions for 349 yards and 2 TDs on 3rd down** in 2005...Mason finished his Titans career as the 4th-leading receiver in the team's history (453 receptions) and set **career highs** in receptions for 2 consecutive years (95 in '03 and 96 in '04)...With his 11,202 career all-purpose yards, only Eddie George has more combined yards in Titans history than Mason...**In 2000, his 895 receiving yards, 662 punt return yards, 1,132 kickoff return yards and 1 rushing yard resulted in an NFL single-season record of 2,690 combined net yards, which topped the old mark of 2,535 by San Diego's Lionel James in 1985**...His 51 punt returns for 662 yards set Titans' records and helped him earn his **1st Pro Bowl (2000)** appearance as a RS...He followed with a 2,004-yard performance in 2001 to become the 1st player in Titans history and 9th NFL player since 1990 to record back-to-back seasons with more than 2,000 combined net yards.

**2007: (with Baltimore)** Led the Ravens in every receiving category by setting a **Ravens' franchise record and career high with 103 receptions** (3rd in the NFL) - **1st player in**

**Ravens history with 100 receptions** - for 1,087 yards (10.6 avg.) and 5 TDs...Also finished 2nd on the team with 60 1st-down conversions, including a team-leading 24 on 3rd down and 5 on 4th down...**2007 SEASON HIGHLIGHTS:** Started and led the team with 6 receptions for 72 yards (12.0 avg), becoming the **1st player in Ravens history to record 100 receptions**, in the 27-21 win in the **season finale vs. Pit. (12/30)**...Started and led the team with 5 receptions for 98 yards, including a **career-long 79-yard TD reception in game 15 at Sea. (12/23)**...With his 1st catch against the Seahawks, Mason pulled in his **700th-career reception**...Started and tied for the team lead (Devard Darling) with 4 receptions for 45 yards and a 17-yard TD in **game 14 at Mia. (12/16)**...Started and had 3 receptions for 30 yards, breaking the Ravens' **single-season franchise record with his 87th reception** in the 3rd quarter in **game 13 vs. Ind. (12/9)** (Mason owned previous best, 86 in '05)...Paced the team with 6 receptions for 67 yards and a TD in **game 12 vs. NE (12/3)**...Led the team with a season-high 11 receptions (2nd-highest total of his career) for 85 yards, including 5 good for 1st downs in **game 5 at SF (10/7)**...Paced the team with 10 receptions for 78 yards, with 7 good for 1st downs, including 2 on 3rd, and 1 on 4th down in **game 4 at Cle. (9/30)**...Started and led the team with 8 receptions for 79 yards (5 good for 1st downs - all on 3rd down) and 1 TD in the 26-23 victory in **game 3 vs. Ari. (9/23)**.

**2006: (with Baltimore)** Played in all 16 games, starting 15, finishing 2nd on the team with 68 receptions for 750 yards and 2 TDs...Mason converted 45 receptions into 1st downs (2nd on the team), including 20 on 3rd down and 2 on 4th...Led the team in receptions in 7 games...**2006 SEASON HIGHLIGHTS:** Started and tied for the team lead with 5 receptions for 30 yards, including pulling in the pass that gave QB Steve McNair 30,000 passing yards for his career in the 19-7 win in the **season finale vs. Buf. (12/31)**...Three of Mason's 5 receptions went for 1st downs against the Bills...Started and hauled in 6 catches for 20 yards, the 2nd of which gave him **600-career receptions**, in the 27-17 win in **game 14 vs. Cle. (12/17)**...Started and hauled in 5 receptions for 43 yards, with 4 good for 1st downs (2 on 3rd down) in the 27-0 win in **game 11 vs.**

## 85 DERRICK MASON

**Pit. (11/26)**...Started his 100th-career game and hauled in 3 receptions for 28 yards (1 good for a 1st down) in the 24-10 win in **game 10 vs. Atl. (11/19)**...Subbed (Ravens started the game in a 2-TE set) and led the Ravens with a season-high 8 receptions for 64 yards and the game-winning 11-yard TD reception in the 27-26 victory in **game 9 at Ten. (11/12)**...Finished 2nd on the team with 7 receptions for a team-leading 132 yards (his 15th 100-yard receiving game), including a long of 38 in the 15-14 victory in **game 3 at Cle. (9/24)**...Five of Mason's 7 receptions were good for 1st downs...He also tallied the Ravens' 2 longest plays from scrimmage (37 and 38 yards) against the Browns.

**2005: (with Baltimore)** Started all 16 games in his 1st year with the Ravens, finishing the season 3rd in the AFC and tied for 7th in the NFL while setting then-Ravens' franchise season record with 86 receptions – former record was 76 by Michael Jackson in 1996...Mason also became just the 4th player in Ravens history to post a 1,000-yard receiving season, with 1,073 yards (3rd-highest total in franchise history), marking the 1st 1,000-yard receiver since Qadry Ismail produced 1,059 in 2001...Mason also **led the NFL with 30 receptions for 349 yards (11.6 avg.) and 2 TDs on 3rd down**...**2005 SEASON HIGHLIGHTS:** Earned a game ball when he led the team with a **season-high 9 receptions for a season-high 103 yards** and 1 TD in **game 15 vs. Min. (12/25)**...Seven of Mason's receptions were good for 1st downs against the Vikings...Pulled in 5 receptions for 97 yards (19.4 avg.), including receptions of 22, 27 and 34 in the 48-3 victory in **game 14 vs. GB (12/19)**...Led the team with 5 receptions for 60 yards (2 good for 1st downs) in **game 8 vs. Cin. (11/6)**...With his 3rd reception (in the 3rd quarter), Mason **pulled in his 500th-career reception**...Led the Ravens with 8 receptions for 85 yards (10.6 yards per catch, with 4 good for 1st downs) in **game 5 vs. Cle. (10/16)**...With his 8 receptions against the Browns, Mason grabbed his 35th reception of the season, tying the Ravens' leading receiver in 2004 (WR Kevin Johnson)...Started his 1st game as a Raven and tied for the team lead (TE Daniel Wilcox) with 8 receptions for 88 yards (12.4 avg.) in **game 1 vs. Ind. (9/11)**...Six of Mason's 8 receptions were good for 1st downs en route to producing the best 1st game by a Ravens' WR in team history.

**2004: (with Tennessee)** Started all 16 games for the 2nd consecutive year...Led all NFL WRs (2nd in the NFL – Tony Gonzalez, 102) with 96 receptions...Also led the Titans in receiving for the 4th-consecutive season...In 16 starts, he ranked 2nd in the NFL with 96 receptions for 1,168 yards (12.2 avg.) and 7 TDs, including 2 100-yard performances...His 96 receptions eclipsed his 2003 total of 95 receptions for the 3rd-best single-season total in Titans history...**2004 SEASON HIGHLIGHTS:** Started at WR and recorded 9 receptions for 121 yards

(long of 32) and 1 TD in **game 14 at Oak. (12/19)**...Scored on 3-yard pass from Billy Volek in 4th quarter...Also recorded 32-yard reception in 2nd quarter to set up Ben Troupe's 7-yard score on the next play...Game was 13th of career with 100 or more receiving yards...Became the 1st player in Titans history to surpass 1,000 receiving yards in 4 consecutive seasons...Started and led team with 7 receptions for 91 yards and 1 TD in **game 9 vs. Chi. (11/14)**...Caught a 29-yard TD pass from Volek to provide 7-0 lead in the first quarter...Also returned 3 punts 9 yards (long of 13)...Started and **tied a career high with team-high 12 receptions** for 94 yards and 1 TD in **game 4 at SD (10/3)**...Scored on 4-yard pass from Volek in 2nd quarter to tie game at 7-7...Started at WR and led team with 8 receptions for 104 yards (long of 33) in **game 2 vs. Ind. (9/19)**...Game was 12th of career with 100 or more receiving yards.

**2003: (with Tennessee)** **Selected to his 2nd Pro Bowl** after tying for 2nd in the AFC (5th in the NFL) with 95 receptions, which set a then-career high...His 1,303 receiving yards were 2nd in the conference (5th in NFL)...Started every game and led club in receptions in 10 contests...Became the 1st player in franchise history to post 1,000 yards in 3 consecutive seasons and 2nd player in team history (Haywood Jeffires, 1990-92) to record 70 or more receptions in 3 consecutive seasons...Scored 8 TDs, the 2nd-highest total of his career...Led all AFC receivers (3rd in the NFL) with 69 1st downs and also led conference (2nd in the NFL) with 35 receptions on 3rd down...In 2 playoff contests, totaled 10 receptions for 118 yards and 1 TD and averaged 11.7 yards on 6 PRs...Became the 1st WR in franchise history to post 10 or more receptions in consecutive games after 10-catch outputs against Oak. (9/7) and at Ind. (9/14)...**2003 SEASON HIGHLIGHTS:** Led the team with 7 receptions for 90 yards and 1 TD in the **AFC Divisional Playoff game at NE (1/10/04)**...Set a career high with 302 all-purpose yards in **game 14 vs. Buf. (12/14)**, including 9 receptions for 137 yards, 5 PRs for 59 yards and 5 KORs for 106 yards...Tied Billy "White Shoes" Johnson for most PRs in franchise history (155)...Led the team with a season-high 11 receptions for 133 yards and 1 TD on Monday Night Football in **game 12 at NYJ (12/1)**...Surpassed Earl Campbell (9,292 yards) for 2nd place on the team's all-time combined yardage list...The game was the 5th of his career with 10 or more receptions and 10th with 100 or more yards...Set a career high with 3 TDs on 6 receptions in **game 6 vs. Hou. (10/12)**...Set season high with 177 yards, the 2nd-highest total of career...With his scores, he became the 1st player in team history since Haywood Jeffires (11/14/93) to score 3 receiving TDs in a game.

**2002: (with Tennessee)** Started 14 games, missing 2 due to a shoulder injury...Led team in receptions (79), receiving yards (1,012), TD

## 85 DERRICK MASON

receptions (5) and 100-yard games (3) for 2nd-consecutive season and became the 5th WR in franchise history to record consecutive 1,000-yard seasons...**2002 SEASON HIGHLIGHTS:** Set a season and *tyed career high with 12 receptions* for 116 yards and 1 TD to help Titans win a thrilling overtime 32-29 victory in **game 12 at NY Giants (12/1)**...Eight of his 12 catches resulted in 1st downs in the contest...Had 7 receptions for 98 yards and 2 TDs in **game 7 at Cin. (10/27)**...Recorded his 2nd-consecutive 100-yard receiving game in **game 2 at Dal. (9/15)**...Pulled in a team-high 7 receptions for 109 yards in the **season opener vs. Phi. (9/8)**.

**2001: (with Tennessee)** Started and played in 15 games, missing game vs. TB (10/14) due to left ankle injury...Saw limited action at Jax. (9/23) and at Bal. (10/7) due to ankle and right shoulder injuries, but still managed to lead the team in every receiving category with then-career highs in receptions (73) and receiving yards (1,128)...His **9 TDs in 2001 stand as his career high**...*Became 1st player in Titans history to record 2,000 all-purpose yards in consecutive seasons (2,004 in 2001; 2,690 in 2000) and 2 2,000 all-purpose-yard seasons in a career*... Became the 1st WR to lead the team in receptions since 1995 (Haywood Jeffires, 61)...Recorded a career-high 4 100-yard receiving games, including a career-high and team season-high 186 yards, which ranked 9th on team's all-time list...Led the team in receptions in 5 games and tied for team lead (RB Eddie George and TE Frank Wycheck) in 1 other...**2001 SEASON HIGHLIGHTS:** Eclipsed 1,000-yard mark for the 1st time in his career and 1st time for the franchise since 1991 (WR Haywood Jeffires) when he set a career mark with 186 receiving yards and 2 TDs on a team-high 9 receptions in the **season finale vs. Cin. (1/6/02)**...His 186-yard performance ranked 9th in franchise history for receiving yards in a regular season game...Led the team in receptions for the 2nd consecutive week, catching 8 passes for team-high 107 yards in **game 13 vs. GB (12/16)**...Recorded his 2nd-consecutive 100-yard performance and the 3rd of his career when he caught 3 passes for 122 yards and 2 TDs, including a then-career-long 71 yards en route to 31-15 victory in **game 11 at Cle. (12/2)**...It was the 2nd-consecutive week in which he set a career high in receiving yards...Joined fellow WR Kevin Dyson (110 yards on 6 receptions) to become team's 1st receiver tandem to post back-to-back 100-yard receiving games since 1961 (Charlie Groman and Charles Hennigan)...Posted his 1st 100-yard receiving game of the season when he collected 114 yards on 7 receptions in **game 10 vs. Pit. (11/25)**...With Kevin Dyson (112 yards on 4 receptions), became the Titans 1st pair of WRs to record 100 yards in same game since Ernest Givens (118 yards on 5 receptions) and Drew Hill (100 yards on 5 receptions) accomplished same feat vs. Phx. (11/20/88)...Returned opening KO 101 yards to

give team 7-0 lead en route to 20-7 victory in **game 9 at Cin. (11/18)**...It marked his 1st KOR for a TD in a regular season and 3rd-longest in team history...It was team's 1st KOR for a TD since Lorenzo White vs. Pit. (12/4/88) and marked longest KOR since Bob Gresham returned a KO 103 yards on game's opening kickoff at Cin. (9/23/73)...Mason also led squad in receiving yards (62) and tied for team-lead in receptions (4)...Accounted for 209 all-purpose yards in a game.

**2000: (with Tennessee)** *Earned his 1st trip to the Pro Bowl* as KR after receiving unanimous selection...Named to numerous **All-Pro** teams, including AP, Dr. Z of *Sports Illustrated*, *Pro Football Weekly* and *College & Pro Football Newsweekly*...Set an NFL single-season record with 2,690 all-purpose yards (895 receiving yards, 662 PR yards, 1,132 KO yards, 1 rushing yard) in a single season, bettering the old mark of 2,535 all purpose yards (Lionel James, San Diego, 1985)...Became only the 2nd player in Titans history to eclipse 2,000 all purpose yards in single season (Billy Cannon, 2,043, 1961)...Led the NFL in PR yards (662), 1st in the AFC and 2nd in the NFL (MarTay Jenkins, Ari., 27.7) in average KOR yards (27.0) and 3rd in the AFC in KOR yards (1,132 yards)...Led the team in receptions in 6 games and receiving yards in 7 game...**2000 SEASON HIGHLIGHTS:** Started at WR and caught 7 passes for 88 yards, returned 4 KOs for 55 yards and 2 punts for 5 yards in the 24-10 loss to Bal. in the **AFC Divisional Playoff Game (1/7/01)**...Established a new club record for all-purpose yards in a season on 23-yard reception in 2nd quarter in **game 12 at Jax. (11/26)**, which put his season total at 2,044, breaking a team record set in 1961...Finished game with 2 receptions for 33 yards, 61 KOR yards on 4 returns and 46 PR yards on 2 returns in 16-13 loss to the Jaguars...Started on Monday Night Football in **game 8 at Was. (10/30)**, and recorded a new *career high with a 69-yard PR* for a TD in the 2nd quarter...The TD on the PR was his 1st of career...Averaged 26.3 yards on KORs in the 27-21 win over the Redskins...Was named AFC Special Teams Player of the Month of October...Enjoyed 1 of his finest games as a pro in 23-20 win in **game 3 at Pit. (9/24)**, posting a team-high 5 receptions for 71 yards, totaling 102 KOR yards on 4 returns, including a long of 46 yards, and 70 PR yards on 5 returns for a total of 246 all-purpose yards.

**1999: (Tennessee)** Saw action in 13 games and all 4 playoff games, establishing himself as a clutch KO and punt returner during the postseason...Handled KO and PR duties during the season, returning 41 KOs for 19.6-yard average and 26 punts for 8.7-yard average and 1 TD...**1999 SEASON HIGHLIGHTS:** Had 5 KORs for 122 yards, including a 35-yard return in **Super Bowl XXXIV vs. STL (1/30/00)**...Set an AFC Championship Game record with 174 KOR yards in the

# 85 DERRICK MASON

**AFC Championship Game at Jax. (1/23/00)...** Selected *NFL Special Teams Player of the Week* for the championship weekend...Returned a free kick after a safety 80 yards for a TD in win over the Jaguars...Broke the game wide open with a 65-yard PR for a TD in the 3rd quarter in **game 11 at Cle. (11/28)**, earning *AFC Special Teams Player of the Week* honors.

**1998: (with Tennessee)** Saw action in all 16 games, recording 25 catches for 333 yards and 3 TDs...Also returned 31 punts for 228 yards, averaging 7.4 yards per return...**1998 SEASON HIGHLIGHTS:** Hauled in 3 passes for 75 yards in the **season finale against Min. (12/26)**, including then-career-best 47-yarder...Snagged 4 passes for 53 yards and 2 TDs in **game 15 at GB (12/20)**, including a 25-yard TD pass in the 2nd quarter and a 3-yarder with 53 seconds left...Caught 2 passes for 28 yards in **game 7 vs. Chicago (10/25)**, including his *1st-career TD* grab on a 13-yarder from McNair.

**1997: (with Tennessee)** Played in 16 games as a rookie, including 2 starts...Recorded 14 catches for 186 yards and led the team in KORs, averaging 21.2 yards (26 for 551 yards) and averaged 7.3 yards per PR (13 for 95 yards)...**1997 SEASON HIGHLIGHTS:** Led the team with 3 receptions for 47 yards in the **season finale vs. Pit. (12/21)**...Had a season-long 54-yard KOR in **game 3 vs. Bal. (9/21)**...Recorded his *1st-career reception*, an 11-yarder in the **season opener vs. Oak. (8/31)**.

**COLLEGE:** Finished his 4-year career at Michigan State as the team and Big Ten Conference career-record holder for KOR yards with 2,384 (99 returns, 24.1 avg., 2 TDs), adding 191 yards and 1 score on 7 returns in a pair of bowl games...Also set school record with 620 yards on PRs (61 for 10.2 avg., 2 TDs), which included 4 returns for 45 yards in bowl action...Ranked 2nd in Spartan annals with 5,114 all-purpose yards, topped only by RB Lorenzo White (5,152, 1984-87), 4th on the school's all-time reception list (120) and 6th in yards (1,914), including bowl totals...Caught 8 career TD receptions...Majored in communications.

**PERSONAL:** Earned 1st-team All-Public School League, All-State and Blue Chip list honors from *Detroit News* as senior at Mumford (Detroit, MI) HS, where he set a school record for both catches (70) and receiving yards (1,243)... Also chosen to play in Michigan HS All-Star game that season...Would like to get into sports broadcasting after playing career...Mason served as the Titans' player representative to the NFLPA in 2003...In 2003, Mason began hosting "The Derrick Mason Show" weekly on a Nashville radio station...Among his most cherished items in his sports memorabilia collection is a pair of Muhammad Ali boxing gloves, which he purchased at an auction for his son, Derrick II... "Receiving on the Field, Giving in the

Community" serves as the slogan for *The Derrick Mason Foundation*, which was originally launched to help at-risk children and battered women in the greater Nashville area...His wife, Marci, who is also interested in broadcasting, acts as the organization's vice president...She also hosts a radio show on Wednesday each week... During every game week, Mason selects Bible verses and writes them on his game shoes for inspiration...Mason helped raise money in 2003 for youth football leagues around middle Tennessee and southern Kentucky in his role as honorary spokesperson for the Gaylord Hotels Music City Bowl presented by Bridgestone Youth Football League...In July 2005, posed with rescued pets for the Friends of the Baltimore Animal Shelter (FOBAS) 2006 calendar...Also took part in the Ravens' annual Goodwill Gridiron Halloween party benefiting Goodwill Industries of the Chesapeake in Oct. 2006 and helped build a house with Sandtown Habitat for Humanity in Sep. 2006...Derrick joined teammates in the Ravens' annual ACT Auction party for players with charitable foundations (2005-07)...Partnered with CB Samari Rolle and QB Kyle Boller to host their annual Holiday Helpers event at area Target stores...In conjunction with their foundations, the players donated \$10,000 in 2005 and \$15,000 in 2006 and '07 to provided 100 children with \$150 gift certificates to Target...During the event, he served as a personal shopper helping youth choose gifts for the holiday season...Derrick also participated in "Sundaes with the Ravens," meeting and making ice cream sundaes with youth at the Ravens' practice facility to celebrate the holiday season in Dec. 2007...Mason was named the Ravens Player of the Year by Smyth Jewelers in Feb. 2008...In 2008, Mason donated \$25,000 to *rebuilding together Baltimore*, to renovate homes of families in need in Turners Station in Baltimore County...In April, 2008, he joined volunteers to do landscaping work and fix homes in the area...Derrick and his wife, Marci (married on 6/7/97), have 2 children: daughter, Bailee My-Lin (3/24/99), and son, Derrick II (7/11/03)...Full name: Derrick James Mason.


### 2007

#### Game-by-Game

Ravens		Receiving										Rushing			
Date/Opp.	Rec.	Yds	Avg.	LG	TDs	No.	Yds	Avg.	LG	TDs					
9/10 @ Cin.	7	76	10.9	15	0	0	0	0	0	0					
9/16 vs. NYJ	8	54	6.8	12	0	0	0	0	0	0					
9/23 vs. Ari.	8	79	9.9	18	1	0	0	0	0	0					
9/30 @ Cle.	10	78	7.8	11	0	0	0	0	0	0					
10/7 @ SF	11	85	7.7	18	0	0	0	0	0	0					
10/14 vs. STL	5	79	15.8	28	0	0	0	0	0	0					
10/21 @ Buf.	7	78	11.1	27	1	0	0	0	0	0					
11/5 @ Pit.	6	35	5.8	8	0	0	0	0	0	0					
11/11 vs. Cin.	4	29	7.3	11	0	0	0	0	0	0					
11/18 vs. Cle.	6	83	13.8	21	0	0	0	0	0	0					
11/25 @ SD	7	99	14.1	23	0	0	0	0	0	0					
12/3 vs. NE	6	67	11.2	21	1	0	0	0	0	0					
12/9 vs. Ind.	3	30	10.0	18	0	0	0	0	0	0					
12/16 @ Mia.	4	45	11.3	17	1	0	0	0	0	0					
12/23 @ Sea.	5	98	19.6	79	1	0	0	0	0	0					
12/30 vs. Pit.	6	72	12.0	16	0	0	0	0	0	0					
<b>Totals</b>	<b>103</b>	<b>1,087</b>	<b>10.6</b>	<b>79</b>	<b>5</b>	<b>0</b>	<b>0</b>	<b>0</b>	<b>0</b>	<b>0</b>					



# 85 DERRICK MASON



The elusive and acrobatic Derrick Mason gives it up for the team as he makes a leaping dive toward the end zone.

## 2006

### Game-by-Game

#### Ravens

##### Receiving

Date/Opp.	Rec.	Yds	Avg.	LG	TDs	Rushing				
						No.	Yds	Avg.	LG	TDs
9/10 @ TB	4	50	12.5	19	0	0	0	0.0	0	0
9/17 vs. Oak.	5	46	9.2	15	0	0	0	0.0	0	0
9/24 @ Cle.	7	132	18.9	38	0	0	0	0.0	0	0
10/1 vs. SD	4	37	9.3	20	0	0	0	0.0	0	0
10/9 @ Den.	3	45	15.0	26	0	0	0	0.0	0	0
10/15 vs. Car.	0	0	0.0	0	0	0	0	0.0	0	0
10/29 @ NO	6	67	11.2	22	0	0	0	0.0	0	0
11/5 vs. Cin.	2	20	10.0	11	0	0	0	0.0	0	0
11/12 @ Ten.	8	64	8.0	11t	1	0	0	0.0	0	0
11/19 vs. Atl.	3	28	9.3	13	0	0	0	0.0	0	0
11/26 vs. Pit.	5	43	8.6	11	0	0	0	0.0	0	0
11/30 @ Cin.	7	90	12.9	36t	1	0	0	0.0	0	0
12/10 @ KC	5	68	13.6	22	0	0	0	0.0	0	0
12/17 vs. Cle.	2	20	10.0	13	0	0	0	0.0	0	0
12/24 @ Pit.	2	10	5.0	10	0	0	0	0.0	0	0
12/31 vs. Buf.	5	30	6.0	10	0	1	-4	-4.0	-4	0
<b>Totals</b>	<b>68</b>	<b>750</b>	<b>11.0</b>	<b>38</b>	<b>2</b>	<b>1</b>	<b>-4</b>	<b>-4.0</b>	<b>-4</b>	<b>0</b>

##### Playoffs

1/13/07 vs. Ind.	2	16	8.0	9	0	0	0	0.0	0	0
<b>Totals</b>	<b>2</b>	<b>16</b>	<b>8.0</b>	<b>9</b>	<b>0</b>	<b>0</b>	<b>0</b>	<b>0.0</b>	<b>0</b>	<b>0</b>

## 2004

### Game-by-Game

#### Titans

##### Receiving

Date/Opp.	Rec.	Yds	Avg.	LG	TDs	Rushing				
						No.	Yds	Avg.	LG	TDs
9/12 @ Mia.	3	51	17.0	19	0	0	0	0.0	0	0
9/19 vs. Ind.	8	104	13.0	33	0	1	-3	-3.0	-3	0
9/26 vs. Jax.	4	43	10.8	27	0	0	0	0.0	0	0
10/3 @ SD	12	94	7.8	17	1	0	0	0.0	0	0
10/11 @ GB	4	63	15.8	26	1	0	0	0.0	0	0
10/17 vs. Hou.	5	74	14.8	22	0	0	0	0.0	0	0
10/24 @ Min.	8	85	10.6	16	0	0	0	0.0	0	0
10/31 vs. Cin.	8	85	10.6	18	0	0	0	0.0	0	0
11/14 vs. Chi.	7	91	13.0	29	1	0	0	0.0	0	0
11/21 @ Jax.	3	56	18.7	37	1	0	0	0.0	0	0
11/28 @ Hou.	8	87	10.9	16	1	0	0	0.0	0	0
12/5 @ Ind.	6	79	13.2	32	0	0	0	0.0	0	0
12/13 vs. KC	3	22	7.3	12	1	0	0	0.0	0	0
12/19 @ Oak.	9	121	13.4	32	1	0	0	0.0	0	0
12/25 vs. Den.	4	65	16.3	37	0	0	0	0.0	0	0
1/2/05 vs. Det.	4	48	12.0	19	0	0	0	0.0	0	0
<b>Totals</b>	<b>96</b>	<b>1,168</b>	<b>12.2</b>	<b>37</b>	<b>7</b>	<b>1</b>	<b>-3</b>	<b>-3.0</b>	<b>-3</b>	<b>0</b>

## 2005

### Game-by-Game

#### Ravens

##### Receiving

Date/Opp.	Rec.	Yds	Avg.	LG	TDs	Rushing				
						No.	Yds	Avg.	LG	TDs
9/11 vs. Ind.	8	99	12.4	25	0	0	0	0.0	0	0
9/18 @ Ten.	8	60	7.5	12t	1	0	0	0.0	0	0
10/2 vs. NYJ	5	54	10.8	32	0	0	0	0.0	0	0
10/9 @ Det.	6	65	10.8	21	0	0	0	0.0	0	0
10/16 vs. Cle.	8	85	10.6	23	0	0	0	0.0	0	0
10/23 @ Chi.	2	38	19.0	20	0	0	0	0.0	0	0
10/31 @ Pit.	7	91	13.0	31	0	0	0	0.0	0	0
11/6 vs. Cin.	5	60	12.0	24	0	0	0	0.0	0	0
11/13 @ Jax.	4	63	15.8	35	0	0	0	0.0	0	0
11/20 vs. Pit.	4	42	10.5	17	0	0	0	0.0	0	0
11/27 @ Cin.	3	58	19.3	28t	1	0	0	0.0	0	0
12/4 vs. Hou.	3	32	10.7	20	0	0	0	0.0	0	0
12/11 @ Den.	6	53	8.8	20	0	0	0	0.0	0	0
12/19 vs. GB	5	97	19.4	34	0	0	0	0.0	0	0
12/25 vs. Min.	9	103	11.4	39t	1	0	0	0.0	0	0
1/1/06 @ Cle.	3	73	24.3	31	0	0	0	0.0	0	0
<b>Totals</b>	<b>861,073</b>	<b>12.5</b>	<b>39t</b>	<b>3</b>	<b>0</b>	<b>0</b>	<b>0</b>	<b>0.0</b>	<b>0</b>	<b>0</b>

## 2003

### Game-by-Game

#### Titans

##### Receiving

Date/Opp.	Rec.	Yds	Avg.	LG	TDs	Rushing				
						No.	Yds	Avg.	LG	TDs
9/7 vs. Oak.	10	99	9.9	19	1	0	0	0.0	0	0
9/14 @ Ind.	10	98	9.8	18	0	0	0	0.0	0	0
9/21 vs. NO	4	47	11.8	17	0	0	0	0.0	0	0
9/28 @ Pit.	1	4	4.0	4	0	0	0	0.0	0	0
10/5 @ NE	8	99	12.4	24	0	0	0	0.0	0	0
10/12 vs. Hou.	6	177	29.5	50t	3	0	0	0.0	0	0
10/19 @ Car.	2	39	19.5	20	0	0	0	0.0	0	0
10/26 @ Jax.	3	29	9.7	12	0	0	0	0.0	0	0
11/9 vs. Mia.	6	98	16.3	46	0	0	0	0.0	0	0
11/16 vs. Jax.	5	98	19.6	33	0	0	0	0.0	0	0
11/23 @ Atl.	4	47	11.8	16	0	0	0	0.0	0	0
12/1 @ NYJ	11	133	12.1	22	1	0	0	0.0	0	0
12/7 vs. Ind.	6	64	10.7	16	1	0	0	0.0	0	0
12/14 vs. Buf.	9	137	15.2	37	0	0	0	0.0	0	0
12/21 @ Hou.	4	44	11.0	19	0	0	0	0.0	0	0
12/28 vs. TB	6	90	15.0	34t	2	0	0	0.0	0	0
<b>Totals</b>	<b>95</b>	<b>1,303</b>	<b>13.7</b>	<b>50t</b>	<b>8</b>	<b>0</b>	<b>0</b>	<b>0.0</b>	<b>0</b>	<b>0</b>

##### Playoffs

1/3/04 @ Bal.	3	28	9.3	13	0	0	0	0.0	0	0
1/10/04 @ NE7	90	12.9	29	1	0	0	0	0.0	0	0
<b>Totals</b>	<b>10</b>	<b>118</b>	<b>11.8</b>	<b>29</b>	<b>1</b>	<b>0</b>	<b>0</b>	<b>0.0</b>	<b>0</b>	<b>0</b>

# 85 DERRICK MASON

# 85 DERRICK MASON

2002

Game-by-Game

Titans

Date/Opp.	Receiving				Rushing			
	Rec.	Yds	Avg.	LG TDs	No.	Yds	Avg.	LG TDs
9/8 vs. Phi.	7	109	15.6	39	0	0	0.0	0
9/15 @ Dal.	7	118	16.9	40	0	0	0.0	0
9/22 vs. Cle.	3	31	10.3	16	0	0	0.0	0
9/29 @ Oak.	6	99	16.5	32	0	0	0.0	0
10/6 vs. Was.	INACTIVE - SHOULDER							
10/13 vs. Jax.	INACTIVE - SHOULDER							
10/27 @ Cin.	7	98	14.0	32	2	0	0.0	0
10/3 @ Ind.	5	41	8.2	14	0	0	0.0	0
10/10 vs. Hou.	4	47	11.8	20	1	0	0.0	0
10/17 vs. Pit.	6	85	14.2	23	0	0	0.0	0
11/24 @ Bal.	4	49	12.3	17	0	0	0.0	0
12/1 @ NYG	12	116	9.7	24	1	0	0.0	0
12/8 vs. Ind.	6	77	12.8	23	0	0	0.0	0
12/16 vs. NE	6	86	14.3	20	0	0	0.0	0
12/22 @ Jax.	6	56	9.3	12	1	0	0.0	0
12/29 @ Hou.	0	0	0.0	0	0	0	0.0	0
<b>Totals</b>	<b>79</b>	<b>1,012</b>	<b>12.8</b>	<b>40</b>	<b>5</b>	<b>0</b>	<b>0.0</b>	<b>0</b>
<b>Playoffs</b>								
1/11/03 vs. Pit.	5	47	9.4	18	0	0	0.0	0
1/19/03 @ Oak.	5	41	8.2	14	0	0	0.0	0
<b>Totals</b>	<b>10</b>	<b>88</b>	<b>8.8</b>	<b>18</b>	<b>0</b>	<b>0</b>	<b>0.0</b>	<b>0</b>

2000

Game-by-Game

Titans

Date/Opp.	Receiving				Rushing			
	Rec.	Yds	Avg.	LG TDs	No.	Yds	Avg.	LG TDs
9/3 @ Buf.	0	0	0.0	0	0	0	0.0	0
9/10 vs. KC	0	0	0.0	0	0	0	0.0	0
9/24 @ Pit.	5	71	14.2	24	0	0	0.0	0
10/1 vs. NYG	6	103	17.2	29	1	0	0.0	0
10/8 @ Cin.	6	65	10.8	19	1	0	0.0	0
10/16 vs. Jax.	2	37	18.5	22	1	0	0.0	0
10/22 @ Bal.	2	17	8.5	14	0	0	0.0	0
10/30 @ Was.	2	12	6.0	6	0	0	0.0	0
11/5 vs. Pit.	8	92	11.5	17	0	0	0.0	0
11/12 vs. Bal.	5	63	12.6	22	1	0	0.0	0
11/19 vs. Cle.	6	89	14.8	28	0	0	0.0	0
11/26 @ Jax.	2	33	16.5	2	0	0	0.0	0
12/3 @ Phi.	7	93	13.3	18	0	0	0.0	0
12/10 vs. Cin.	5	92	18.4	25	0	1	1.0	1
12/17 @ Cle.	1	33	33.0	33	0	0	0.0	0
12/25 vs. Dal.	6	95	15.8	34	1	0	0.0	0
<b>Totals</b>	<b>63</b>	<b>895</b>	<b>14.2</b>	<b>34</b>	<b>5</b>	<b>1</b>	<b>1.0</b>	<b>1</b>
<b>Playoffs</b>								
1/7/01 vs. Bal.	7	88	12.6	19	0	0	0.0	0
<b>Totals</b>	<b>7</b>	<b>88</b>	<b>12.6</b>	<b>19</b>	<b>0</b>	<b>0</b>	<b>0.0</b>	<b>0</b>

1998

Game-by-Game

Oilers

Date/Opp.	Receiving				Rushing			
	Rec.	Yds	Avg.	LG TDs	No.	Yds	Avg.	LG TDs
9/6 @ Cin.	2	24	12.0	13	0	0	0.0	0
9/13 vs. SD	1	18	18.0	18	0	0	0.0	0
9/20 @ NE	1	8	8.0	8	0	0	0.0	0
9/27 vs. Jax.	1	4	4.0	4	0	0	0.0	0
10/11 @ Ba.	2	23	11.5	14	0	0	0.0	0
10/18 vs. Cin.	0	0	0.0	0	0	0	0.0	0
10/25 vs. Chi.	2	28	14.0	15	1	0	0.0	0
11/1 @ Pit.	1	4	4.0	4	0	0	0.0	0
11/8 @ TB	1	8	8.0	8	0	0	0.0	0
11/15 vs. Pit.	3	35	11.7	19	0	0	0.0	0
11/22 vs. NYJ	1	24	24.0	24	0	0	0.0	0
11/29 @ Sea.	1	10	10.0	10	0	0	0.0	0
12/6 vs. Bal.	2	19	9.5	16	0	0	0.0	0
12/13 @ Jax.	0	0	0.0	0	0	0	0.0	0
12/20 @ GB	4	53	13.3	25	2	0	0.0	0
12/26 vs. Min.	3	75	25.0	47	0	0	0.0	0
<b>Totals</b>	<b>25</b>	<b>333</b>	<b>13.3</b>	<b>47</b>	<b>3</b>	<b>0</b>	<b>0.0</b>	<b>0</b>

2001

Game-by-Game

Titans

Date/Opp.	Receiving				Rushing			
	Rec.	Yds	Avg.	LG TDs	No.	Yds	Avg.	LG TDs
9/9 vs. Mia.	2	62	31.0	33	1	0	0.0	0
9/23 @ Jax.	1	4	4.0	4	0	0	0.0	0
10/7 @ Bal.	0	0	0.0	0	0	0	0.0	0
10/14 vs. TB	INACTIVE - ANKLE							
10/21 @ Det.	3	47	15.7	21	0	0	0.0	0
10/29 @ Pit.	2	56	28.0	44	0	0	0.0	0
11/4 vs. Jax.	6	35	5.8	14	1	0	0.0	0
11/12 vs. Bal.	12	99	8.3	16	0	0	0.0	0
11/18 @ Cin.	4	62	15.5	22	0	0	0.0	0
11/25 vs. Pit.	7	114	16.3	28	0	0	0.0	0
12/2 @ Cle.	3	122	40.7	71	2	0	0.0	0
12/9 @ Min.	8	75	9.4	15	1	0	0.0	0
12/16 vs. GB	8	107	13.4	35	1	0	0.0	0
12/22 @ Oak.	5	78	15.6	29	0	0	0.0	0
12/30 vs. Cle.	3	81	27.0	59	1	0	0.0	0
1/6/02 vs. Cin.	9	186	20.7	41	2	0	0.0	0
<b>Totals</b>	<b>73</b>	<b>1,128</b>	<b>15.5</b>	<b>71</b>	<b>9</b>	<b>0</b>	<b>0.0</b>	<b>0</b>

1999

Game-by-Game

Titans

Date/Opp.	Receiving				Rushing			
	Rec.	Yds	Avg.	LG TDs	No.	Yds	Avg.	LG TDs
9/12 vs. Cin.	INACTIVE							
9/19 vs. Cle.	INACTIVE							
9/26 @ Jax.	DID NOT PLAY							
10/3 @ SF	0	0	0.0	0	0	0	0.0	0
10/10 vs. Bal.	1	4	4.0	4	0	0	0.0	0
10/17 @ NO	1	31	31.0	31	0	0	0.0	0
10/31 vs. STL	0	0	0.0	0	0	0	0.0	0
11/7 @ Mia.	0	0	0.0	0	0	0	0.0	0
11/14 @ Cin.	0	0	0.0	0	0	0	0.0	0
11/21 vs. Pit.	0	0	0.0	0	0	0	0.0	0
11/28 @ Cle.	3	28	9.3	20	0	0	0.0	0
12/5 @ Bal.	2	18	9.0	12	0	0	0.0	0
12/9 vs. Oak.	0	0	0.0	0	0	0	0.0	0
12/19 vs. Atl.	1	8	8.0	8	0	0	0.0	0
12/26 vs. Jax.	0	0	0.0	0	0	0	0.0	0
12/30 @ Pit.	0	0	0.0	0	0	0	0.0	0
<b>Totals</b>	<b>8</b>	<b>89</b>	<b>11.1</b>	<b>31</b>	<b>0</b>	<b>0</b>	<b>0.0</b>	<b>0</b>
<b>Playoffs</b>								
1/8/00 vs. Buf.	0	0	0.0	0	0	0	0.0	0
1/16/00 @ Ind.	0	0	0.0	0	0	0	0.0	0
1/23/00 @ Jax.	0	0	0.0	0	0	0	0.0	0
1/30/00 vs. STL	2	18	9.0	9	0	0	0.0	0
<b>Totals</b>	<b>2</b>	<b>18</b>	<b>9.0</b>	<b>9</b>	<b>0</b>	<b>0</b>	<b>0.0</b>	<b>0</b>

1997

Game-by-Game

Oilers

Date/Opp.	Receiving				Rushing			
	Rec.	Yds	Avg.	LG TDs	No.	Yds	Avg.	LG TDs
8/31 vs. Oak.	1	11	11.0	11	0	0	0.0	0
9/7 @ Mia	0	0	0.0	0	0	0	0.0	0
9/21 vs. Bal.	1	8	8.0	8	0	0	0.0	0
9/28 @ Pit.	1	12	12.0	12	0	0	0.0	0
10/5 @ Sea.	0	0	0.0	0	0	0	0.0	0
10/12 vs. Cin.	0	0	0.0	0	0	0	0.0	0
10/19 vs. Was.	2	32	16.0	28	0	0	0.0	0
10/26 @ Ari.	0	0	0.0	0	0	0	0.0	0
11/2 vs. Jax.	0	0	0.0	0	0	0	0.0	0
11/9 vs. NYG	0	0	0.0	0	0	0	0.0	0
11/16 @ Jax.	0	0	0.0	0	0	0	0.0	0
11/23 vs. Buf.	2	40	20.0	26	0	1	-7.0	-7
11/27 @ Dal.	0	0	0.0	0	0	0	0.0	0
12/4 @ Cin.	0	0	0.0	0	0	0	0.0	0
12/14 @ Bal.	4	36	9.0	14	0	0	0.0	0
12/21 vs. Pit.	3	47	15.6	38	0	0	0.0	0
<b>Totals</b>	<b>14</b>	<b>186</b>	<b>13.3</b>	<b>38</b>	<b>0</b>	<b>1</b>	<b>-7.0</b>	<b>-7</b>

# 85 DERRICK MASON

# 85 DERRICK MASON

## REGULAR SEASON

### RECEIVING

Year	Team	GP	GS	No.	Yds.	Avg.	LG	TD
1997	Tennessee	16	2	14	186	13.3	38	0
1998	Tennessee	16	0	25	333	13.3	47	3
1999	Tennessee	13	0	8	89	11.1	31	0
2000	Tennessee	16	12	*63	895	14.2	34	5
2001	Tennessee	15	15	*73	*1,128	15.5	71t	*9
2002	Tennessee	14	14	*79	*1,012	12.8	40	*5
2003	Tennessee	16	16	*95	*1,303	13.7	50t	*8
2004	Tennessee	16	16	*96	*1,168	12.2	37	*7
2005	Baltimore	16	16	*86	*1,073	12.5	39t	3
2006	Baltimore	16	15	68	750	11.0	38	2
2007	Baltimore	16	16	**103	*1,087	10.6	79t	5
<b>Totals</b>		<b>170</b>	<b>122</b>	<b>710</b>	<b>9,024</b>	<b>12.7</b>	<b>79t</b>	<b>47</b>

\*Led Team    \*\*Led Team/Franchise Record

### KICKOFF RETURNS

Year	Team	GP	GS	No.	Yds.	Avg.	LG	TD
1997	Tennessee	16	2	26	551	21.2	54	0
1998	Tennessee	16	0	8	154	19.3	26	0
1999	Tennessee	13	0	41	805	19.6	41	0
2000	Tennessee	16	12	42	1,132	27.0	66	0
2001	Tennessee	15	15	34	748	22.0	101t	1
2002	Tennessee	14	14	0	0	0.0	0	0
2003	Tennessee	16	16	5	106	21.2	34	0
2004	Tennessee	16	16	0	0	0.0	0	0
2005	Baltimore	16	16	0	0	0.0	0	0
2006	Baltimore	16	15	0	0	0.0	0	0
<b>Totals</b>		<b>154</b>	<b>106</b>	<b>156</b>	<b>3,496</b>	<b>22.4</b>	<b>101t</b>	<b>1</b>

### PUNT RETURNS

Year	Team	GP	GS	No.	FC	Yds.	Avg.	LG	TD
1997	Tennessee	16	2	13	3	95	7.3	29	0
1998	Tennessee	16	0	31	11	228	7.4	25	0
1999	Tennessee	13	0	26	15	225	8.7	65t	1
2000	Tennessee	16	12	51	17	662	13.0	69t	1
2001	Tennessee	15	15	20	19	128	6.4	20	0
2002	Tennessee	14	14	9	12	60	6.7	21	0
2003	Tennessee	16	16	8	5	99	12.4	21	0
2004	Tennessee	16	16	24	12	93	3.9	13	0
2005	Baltimore	16	16	0	0	0	0.0	0	0
2006	Baltimore	16	15	0	0	0	0.0	0	0
<b>Totals</b>		<b>182</b>	<b>94</b>	<b>1,590</b>	<b>8.7</b>	<b>69t</b>	<b>2</b>		

### CAREER SINGLE-GAME HIGHS (regular season)

#### Receptions:

12 3 times (last: 10/3/04 at SD)

#### Yardage:

186 (1/6/02 vs. Cin.)

#### Long Gain:

79t (12/23/07 at Sea.)

#### Touchdowns:

3 2 times (last: 10/12/03 vs. Hou.)

#### Longest Kick Return:

101t (11/18/01 at Cin.)

#### Longest Punt Return:

69t (10/30/00 at Was.)

## POSTSEASON

### RECEIVING

Year	Team	GP	GS	No.	Yds.	Avg.	LG	TD
1999	Tennessee	4	0	2	18	9.0	9	0
2000	Tennessee	1	1	7	88	12.6	19	0
2002	Tennessee	2	2	10	88	8.8	18	0
2003	Tennessee	2	2	10	118	11.8	29	1
2006	Baltimore	1	1	2	16	8.0	9	0
<b>Totals</b>		<b>10</b>	<b>6</b>	<b>31</b>	<b>328</b>	<b>10.6</b>	<b>29</b>	<b>1</b>

### KICK RETURNS


Year	Team	GP	GS	No.	Yds.	Avg.	LG	TD
1999	Tennessee	4	0	13	437	33.6	80t	1
2000	Tennessee	1	1	4	55	13.8	17	0
2002	Tennessee	2	2	0	0	0.0	0	0
2003	Tennessee	2	2	0	0	0.0	0	0
2006	Baltimore	1	1	0	0	0.0	0	0
<b>Totals</b>		<b>10</b>	<b>6</b>	<b>17</b>	<b>492</b>	<b>28.9</b>	<b>80t</b>	<b>1</b>

### PUNT RETURNS

Year	Team	GP	GS	No.	FC	Yds.	Avg.	LG	TD
1999	Tennessee	4	0	11	4	78	7.1	19	0
2000	Tennessee	1	1	2	1	5	2.5	8	0
2002	Tennessee	2	2	3	20	10.0	11	0	
2003	Tennessee	2	2	6	2	70	11.7	17	0
2006	Baltimore	1	1	0	0	0	0.0	0	0
<b>Totals</b>		<b>21</b>	<b>10</b>	<b>173</b>	<b>8.2</b>	<b>19</b>	<b>0</b>		

# 85 DERRICK MASON

21

CHRIS  
McALISTER

HT: 6-1  
 WT: 210  
 COLLEGE: ARIZONA  
 HS: PASADENA (CA)  
 BORN: 6/14/77, PASADENA, CA  
 JOINED RAVENS: DRAFT 1 (10TH), 1999

**GAMES PLAYED/STARTED:** (1999, 16/12); (2000, 16/16); (2001, 16/16); (2002, 13/12); (2003, 15/15); (2004, 15/14) (2005, 14/13); (2006, 16/16); (2007, 8/8) **Total 129/122**

**Playoffs** (2000, 4/4) (2001, 2/2); (2003, 1/1); (2006, 1/1) **Total 8/8**

**TRANSACTIONS:** Chris McAlister re-signed with the Ravens on 10/9/04 after being franchised for the 2003 season and the 1st part of 2004...Originally selected by the Ravens with the 10th-overall pick in the 1st round of the 1999 NFL Draft.

**PRO: Three-time Pro Bowl CB** who is widely considered one of the elite cornerbacks in the league...A rare blend of size and speed, McAlister essentially cuts the field in half with his coverage skills...His 23 INTs rank 3rd on the Ravens' all-time INT list, behind only S Ed Reed (34) and LB Ray Lewis (25)...“C-Mac” enters 2008 with 471 career tackles (404 solo), 153 PD, 23 INTs (4 returned for TDs), 6 FRs and 2 FFs...Named to his **3rd Pro Bowl** in 2006 when he led the NFL's No. 1-rated defense, which posted a **league-best 28 INTs**, with a **career-high 6 INTs**, 2 of which he returned for TDs...Started all 16 games for the 3rd time in his career, posting 56 tackles and **led the NFL with 25 PD** in 2006...Earned his **2nd-consecutive Pro Bowl** nod in 2004...Earned his **1st Pro Bowl** nod in 2003...He also grabbed **AP 1st-team All-Pro**, *Pro Football Weekly All-NFL* and *Football Digest 1st-team All-Pro* honors...Earned **AFC Special Teams Player of the Week** honors in Week 2 (2002) for his **then-NFL-record 107-yard return of a missed FGA**...Was named to *Football Digest's 2nd-team All-Pro* squad in 2000 after picking off 4 passes (1 for a TD)...Started the final 12 games in 1999 at LCB and was named to *College & Pro Football Newsweekly's 1999 All-Rookie Team*.

**2007:** Started all 8 games in which he played (missed 8 games due to a knee injury)...Posted 23 tackles (19 solo), 10 PD and 1 INT before being placed on Injured Reserve (knee) on 12/12...**2007 SEASON HIGHLIGHTS:** Started for the 1st time in 3 weeks due to a knee injury, posting 4 tackles and 2 PD in **game 10 vs. Cle. (11/18)**...Was a game-day inactive (knee) in

**games 7-9**...Had 5 tackles (4 solo), 1 PD and 1 INT (part of the **Ravens' franchise-single-game-record 5 INTs**) in the 22-3 win in **game 6 vs. STL (10/14)**...Started and had 1 PD in **game 4 at Cle. (9/30)**...Led the team with 7 tackles (6 solo) and 2 PD in the 26-23 win in **game 3 vs. Ari. (9/23)**...Posted 2 solo tackles and tied for the team lead with 3 PD, while helping pressure QB Kellen Clemens into 2 INTs in the 20-13 win in **game 2 vs. NYJ (9/16)**...Recorded 3 solo tackles and 1 PD in **game 1 at Cin. (9/10)**.

**2006:** Named to his **3rd Pro Bowl** on 12/19/06...Started all 16 games for the 3rd time in his career, posting 56 tackles...**Led the NFL with 25 PD** (2nd-highest total of his career)...Led the NFL's No. 1-rated defense, which posted a league-best 28 INTs, with a **career-high 6 INTs**, 2 of which he returned for TDs...He also netted 2 FRs on the year...**2006 SEASON HIGHLIGHTS:** Started and had 3 tackles, 3 PD and 1 INT, which he returned 31 yards for a TD, earning him **AFC Defensive Player of the Week** honors in the 19-7 win in the **season finale vs. Buf. (12/31)**...Started and tied for the secondary lead (Ed Reed) with 6 tackles (5 solo) and had 2 PD and 1 INT, which he returned 10 yards in the 27-17 win in **game 14 vs. Cle. (12/17)**...Started and netted 4 solo tackles, 3 PD and 1 INT, which sealed the win in the 26-20 win in **game 8 vs. Cin. (11/5)**...Had 2 solo tackles and a game-saving INT in **game 3 at Cle. (9/24)**...With 3:28 remaining in the game, with the Ravens down 14-12 and the Browns on the Ravens' 4-yard line, McAlister jumped the route on a pass intended for WR Braylon Edwards in the end zone...Baltimore then marched down the field and kicked a FG with 20 seconds remaining on the clock for a 15-14 victory...**Started his 100th-career game** with the daunting task of covering WR Randy Moss for most of the game, holding him to 2 receptions for 32 yards in the 28-6 victory in **game 2 vs. Oak. (9/17)**...McAlister also contributed 3 solo tackles and 2 PD against the Raiders...Started and posted 2 solo tackles, 2 PD and 1 INT, which he returned 60 yards for a TD - his 1st INT returned for a TD since 2004 and the 5th of his career - in the 27-0 victory in the **season opener at TB (9/10)**.



## 21 CHRIS McALISTER

**2005:** Started 14 games (missing 2 due to a hamstring injury) and netted 53 tackles, including 47 solo and led the team with 20 PD (4th-highest total of his career)...**2005 SEASON HIGHLIGHTS:** Posted 4 tackles (3 solo), and 2 PD in the 48-3 win in **game 14 vs. GB (12/19)**...Had 3 solo tackles and led the team with 3 PD in **game 13 at Den. (12/11)**...Netted 5 tackles (4 solo), including 1 TFL, and 1 PD, in **game 8 vs. Cin. (11/6)**...Posted 6 solo tackles (tying for the secondary lead) and 2 PD in **game 7 at Pit. (10/31)**...Recorded 6 tackles (5 solo) and 1 PD in **game 6 at Chi. (10/23)**...Posted 3 tackles and picked up his 1st INT of the season in **game 4 at Det. (10/9)**...Started and posted 5 tackles and led the team with 2 PD in **game 1 vs. Ind. (9/11)**.

**2004:** Named to his 2nd consecutive Pro Bowl in 2004, while playing in 15 games, starting 14...Inactive once (vs. Dal. 11/21) and saw limited action at NE (11/28) due to a shoulder injury...Finished the season with 44 tackles (38 solo), 8 PD and 2 FRs...Had 2 TDs, returning an INT 51 yards for a TD vs. Pit. (9/19) and recovering an Ed Reed fumble vs. Cin. (12/5) after Reed intercepted the pass; McAlister took it 64 yards into the end zone for 1 TD...**2004 SEASON HIGHLIGHTS:** Had 3 tackles (2 solo), including 1 TFL and a PD in the 30-23 victory in the **season finale vs. Mia. (1/2/05)**...Started and had 3 solo tackles in **game 12 vs. Cin. (12/5)**...McAlister picked up an Ed Reed fumble (following an INT) and raced 64 yards for a TD against the Bengals...Netted 1 tackle and 1 PD as he helped the Ravens' defense hold the Redskins to 107 total yards (2nd-lowest total in team history), including a franchise-record low 55 net yards passing in **game 5 at Was. (10/10)**...Tied for the lead in the secondary with 7 tackles (4 solo) and 2 PD, 1 of which he returned 51 yards for a TD (3rd INT return for a TD in his career), in 30-13 win in **game 2 vs. Pit. (9/19)**.

**2003:** Earned his *1st Pro Bowl* nod in 2003...He also grabbed *AP 1st-team All-Pro*, *Pro Football Weekly All-NFL* and *Football Digest 1st-team All-Pro* honors...Played and started in 15 games, recording 52 tackles (43 solo), tied for 2nd on the team with 16 PD and had 3 INTs, including 1 he returned 83 yards for a TD...Shadowed Pro Bowl WR Derrick Mason and held him to 3 receptions for 28 yards, while posting 3 solo tackles, 2 PD and moved into 2nd place on the Ravens' all-time postseason INT list with the 3rd of his career in the **Wild Card loss vs. Ten. (1/3/04)**...**2003 SEASON HIGHLIGHTS:** Shadowed the AFC's receiving yardage leader, Chad Johnson, and held him to 2 receptions for 15 yards, while recording 1 solo tackle and helped force QB Jon Kitna into 2 INTs in **game 13 vs. Cin. (12/7)**...Continued to play at a torrid pace, as he held WR Terrell

Owens to 3 receptions for 23 yards and 0 TDs in 44-6 rout in **game 12 vs. SF (11/30)**...Blanketed the NFL's leading receiver Torry Holt, allowing him only 3 receptions for 38 yards and posted 2 solo tackles as the defense allowed the league's No. 1-rated offense just 121 yards in **game 9 at STL (11/9)**...Started and posted 4 tackles (3 solo) and 1 PD in **game 6 at Cin. (10/19)**...Started at LCB and had 4 tackles (3 solo) in **game 5 at Ari. (10/12)**...McAlister also posted his *1st-career multi-INT game*, returning the 2nd 83 yards (3rd-longest in franchise history) for a TD against the Cardinals.

**2002:** Saw action in 13 games, starting 12...Missed 3 games due to an ankle injury suffered on a punt at Atl. (11/3)...Finished the season with 67 tackles (58 solo), 1 FF and 1 INT...Led the team with 24 PD...**2002 SEASON HIGHLIGHTS:** Started at CB in **game 15 vs. Cle. (12/22)**...Posted 8 tackles against the Browns...Returned in **game 12 at Cin. (12/1)** and played in mostly nickel situations after missing the previous 3 games with an ankle injury...Amassed 6 tackles (4 solo) and led the team with 3 PD against the Bengals...Inactive **games 9-11** with an ankle injury...Started at LCB in 17-10 win in **game 6 vs. Jax. (10/20)** and had 5 solo tackles and 1 PD...Part of a defensive backfield that did not allow a TD pass and forced QB Mark Brunell into 3 INTs...Started at RCB and logged 7 tackles in **game 3 vs. Den. (9/30)**...McAlister also led the team with 4 PD on Monday Night Football...*Set a then-NFL record for longest play with a 107-yard return for a TD* on Jason Elam's missed FGA in the closing seconds of the 1st half against the Broncos, earning *AFC Special Teams Player of the Week* honors.

**2001:** Started all 16 games at CB and was 6th on the team with 69 tackles (59 solo), 1 INT and 10 PD for the season...**2001 SEASON HIGHLIGHTS:** Recorded 1 assist and 1 PD in 20-3 **Wild Card win at Mia. (1/13/02)**, as the defense held the Dolphins to 151 total yards, a *team-postseason record*...Made 3 tackles (2 solo) in 26-7 win in **game 4 vs. Ten. (10/7)**, as the defense allowed only 185 total yards and no TDs...Recorded 1 tackle in 20-13 win in **game 3 at Den. (9/30)**...Returned punts in place of injured WR/KR Jermaine Lewis (thigh) in **game 2 at Cin. (9/23)**...Returned 5 punts for 44 yards, including a 24-yard return...Recorded 5 tackles (3 solo) on defense.

**2000:** Named to *Football Digest's All-Pro 2nd-Team*...In the playoffs, McAlister recorded 17 tackles, led the team with 8 PD and had 1 of Baltimore's 10 INTs...Posted 49 tackles (39 solo), 4 INTs and had 23 PD...**2000 SEASON HIGHLIGHTS:** Recorded 2 tackles, 1 PD and a 4-yard INT off QB Kerry Collins in the 34-7 **Super Bowl XXXV win over the NYG (1/28/01)**...

## 21 CHRIS McALISTER

Finished 2nd on the team, tops in the secondary, with 7 tackles and a team-high 3 PD in the Ravens' 21-3 **AFC Wild Card win over the Broncos (12/31)**...Won DirecTV's *Play of the Week Award* in the Ravens' 34-20 win in **game 16 vs. NYJ (12/24)** when *he stepped in front of a Vinny Testaverde pass on the 2-yard line and raced 98 yards for the Ravens' 1st and only defensive TD of the regular season*...*Was the longest INT return in team history* (tied with Chad Williams - 2002) and 2nd-longest in the NFL in 2000...Also had 5 tackles and 4 PD.

**1999:** Had a solid rookie season by leading the team with 27 PD and finished tied for 2nd on the team with 5 INTs...(tied for 6th in the AFC, 2nd in the NFL among rookies behind GB's Mike McKenzie (6))...Started final 12 games at LCB and finished 9th on the team with 58 tackles...Named to *College & Pro Football Newsweekly's 1999 All-Rookie Team*...**1999 SEASON HIGHLIGHTS:** Had 2 stops and recorded his 5th INT of the season in the **season finale at NE (1/2/00)**...Picked off QB Drew Bledsoe in the 4th quarter at the Ravens 2-yard line on a deep pass intended for Shawn Jefferson...Had 6 tackles and a team-high 4 PD in 31-24 win in **game 13 at Pit. (12/12)**...Had 4 stops and intercepted his 4th pass of the season in the Ravens' 41-14 win in **game 12 vs. Ten. (12/5)**...Finished 2nd on the team with a *career-high 10 tackles in game 7 vs. Buf. (10/31)*, and recorded his 3rd INT of the season...Also had 3 PD...Made *1st NFL start* at LCB in **game 5 at Ten. (10/10)** and credited with 4 tackles...*Picked off his 1st-career pass in season opener at STL (9/12)*.

**COLLEGE:** Won unanimous All-America 1st-team honors and was an All-Pac 10 1st-team choice for 3 straight seasons...Only the 7th player in college football history (1st in Arizona history) to return a kickoff, punt and INT for TDs in the same season (1998)...His 18 INTs (including bowl games) at the end of his Arizona career ranked 3rd on the school's career-record chart behind Chuck Cecil (21, 1984-87) and Jackie Wallace (20, 1970-72)...Concluded Arizona career with 122 tackles, 11 TFL, 3 FFs, 15 INTs for a 16.2-yard return average (2 returned for TDs), 43 KORs, including 2 100-yard TDs, for a 25.5-yard average and 5 PRs, 1 for a 65-yard TD, for a 20.8-yard average...One of 3 finalists for the Jim Thorpe Award as a senior in 1998...Winner of the Mosi Tatupu Special Teams Player of the Year Award...Earned 1st-team All-Pac 10 honors as a junior in 1997...*In his 1st year as a Wildcat in 1996, he won All-Pac 10 1st-team honors after recording 45 tackles (36 solo), with 2 sacks for 18 yards*...Ranked 5th in the nation with 6 INTs for 103 yards (including a TD)...Gained 526 yards, including a 100-yard TD vs. UCLA on 20 KORs

(26.3-yard average)...Earned All-State honors as a CB at Mt. San Antonio Junior College in Walnut, CA in 1995...Returned 3 punts and 2 INTs for TDs...Was a family studies major, with an emphasis in broadcasting.

**PERSONAL:** Won Conference Player of the Year and California's MVP at Pasadena (CA) HS in 1995...Threw for 1,153 yards and rushed for 1,302 yards as a QB in his senior year...Named Conference Player of the Year and football MVP...Had his jersey retired (No. 9) at Pasadena HS in 2001...Lettered in football and track...His father, James, was a 1st-team All-American RB at UCLA in 1972-73, and later played for Southern California of the WFL and the Philadelphia Eagles and New England Patriots in the NFL...In 2000 and 2002, McAlister participated in Ravens Football 101, a workshop for over 300 women focusing on football skills...McAlister made a \$100,000 contribution to his church, Victory Full Gospel Baptist Church in Monrovia, CA...He also gave \$9,000 towards their Youth Ministry...*The Chris McAlister Foundation* holds an annual golf tournament to help raise money for the Boys & Girls Club of Pasadena, CA and Baltimore-area charities (2002-07)...Donates food to at-risk children and needy families during the holiday seasons through his foundation...Provided turkey and prepared meals for the Echo House and served as tennis coach for the Pam Shriver Celebrity Tennis Challenge at the First Mariner Arena from 2002-04...The county of Los Angeles held a luncheon to honor McAlister's outstanding athletic and community achievement on 6/21/01...Maintains a special relationship with the Echo House Multi-Service Center in Baltimore, where he visits often...Helped to refurbish homes with Sandtown Habitat for Humanity in Oct. and Nov. 2004 in the Ravens' 6-week long project, culminating in the NFL/United Way Hometown Huddle...For Thanksgiving, McAlister donated and personally distributed 200 turkey dinners to families at the Echo House and First Mt. Olive Freewill Baptist Church...In Dec. 2004, McAlister visited with young patients in the pediatrics unit of Johns Hopkins Outpatient Services...He donated 3 27" televisions, 3 PlayStation2 consoles and several games to the center for the holidays...After unwrapping the gifts, McAlister stayed to challenge the youth to a few games...Hosted his 3rd annual Halloween party for 210 children at Larry Sheets Players in Westminster in Oct. 2006: The children were treated to food, games and fun for over 2 hours...Chris hosted his 8th annual Thanksgiving distribution, where he helped feed 421 needy Baltimore families...Also took part in the Football 101 Festival where he signed autographs and participated in fan forums in Nov. 2006...He hosted his 2nd annual Baltimore-area golf tournament in May 2007, with funds benefiting *The Chris McAlister*

## 21 CHRIS McALISTER

**Foundation...**Chris also hosted a free football camp for 200 Baltimore HS students at M&T Bank Stadium in June 2007...Area HS students received instructions and hands-on training of football and life skills sessions hosted by McAlister and Kendra Greene, a University of Maryland Athletics Advisor...Participated in A Purple Evening, a night that included football basics, autographs and fan forums at M&T Bank

Stadium in Oct. 2007...McAlister joined teammates at An Evening Ringside, a charity boxing event benefiting the Jonathan Ogden Foundation in Nov. 2007...Chris also participated in the Ravens' annual ACT Auction Party for players with charitable foundations, benefiting the RACTF and players' foundations, from, Dec. 2005-07...Full name: Christopher James McAlister.



### 2007

#### Game-by-Game Tackles

##### Ravens

Date/Opp.	TT	Solo	AS	INT	FF	FR	Sacks	PD
9/10 @ Cin.	3	3	0	0-0	0	0	0-0	1
9/16 vs. NYJ	2	2	0	0-0	0	0	0-0	3
9/23 vs. Ari.	7	6	1	0-0	0	0	0-0	2
9/30 @ Cle.	0	0	0	0-0	0	0	0-0	1
10/7 @ SF	1	1	0	0-0	0	0	0-0	0
10/14 vs. STL	5	4	1	1-0	0	0	0-0	1
10/21 @ Buf.				INACTIVE - KNEE				
11/5 @ Pit.				INACTIVE - KNEE				
11/11 vs. Cin.				INACTIVE - KNEE				
11/18 vs. Cle.	4	2	2	0-0	0	0	0-0	2
11/25 @ SD				INACTIVE - KNEE				
12/3 vs. NE	1	1	0	0-0	0	0	0-0	0
12/9 vs. Ind.				INACTIVE - KNEE				
12/16 @ Mia.				INJURED RESERVE - KNEE				
12/23 @ Sea.				INJURED RESERVE - KNEE				
12/30 vs. Pit.				INJURED RESERVE - KNEE				
<b>Totals</b>	<b>23</b>	<b>19</b>	<b>4</b>	<b>1-0</b>	<b>0</b>	<b>0</b>	<b>0-0</b>	<b>10</b>

### 2006

#### Game-by-Game Tackles

##### Ravens

Date/Opp.	TT	Solo	AS	INT	FF	FR	Sacks	PD
9/10 @ TB	2	2	0	1-60t	0	0	0-0	2
9/17 vs. Oak.	3	3	0	0-0	0	0	0-0	2
9/24 @ Cle.	2	2	0	1-0	0	0	0-0	1
10/1 vs. SD	3	3	0	0-0	0	0	0-0	0
10/9 @ Den.	2	2	0	0-0	0	1	0-0	2
10/15 vs. Car.	7	6	1	1-0	0	0	0-0	2
10/29 @ NO	3	2	1	0-0	0	1	0-0	2
11/5 vs. Cin.	4	4	0	1-20	0	0	0-0	3
11/12 @ Ten.	3	2	1	0-0	0	0	0-0	2
11/19 vs. Atl.	4	4	0	0-0	0	0	0-0	2
11/26 vs. Pit.	5	5	0	0-0	0	0	0-0	2
11/30 @ Cin.	2	2	0	0-0	0	0	0-0	0
12/10 @ KC	4	3	1	0-0	0	0	0-0	0
12/17 vs. Cle.	6	5	1	1-10	0	0	0-0	2
12/24 @ Pit.	3	3	0	0-0	0	0	0-0	0
12/31 vs. Buf.	3	3	0	1-31t	0	0	0-0	3
<b>Totals</b>	<b>56</b>	<b>51</b>	<b>5</b>	<b>6-121</b>	<b>0</b>	<b>2</b>	<b>0-0</b>	<b>25</b>
<b>Playoffs</b>								
1/13/07 vs. Ind.	3	3	0	0-0	0	0	0-0	1
<b>Totals</b>	<b>3</b>	<b>3</b>	<b>0</b>	<b>0-0</b>	<b>0</b>	<b>0</b>	<b>0-0</b>	<b>1</b>

### 2005

#### Game-by-Game Tackles

##### Ravens

Date/Opp.	TT	Solo	AS	INT	FF	FR	Sacks	PD
9/11 vs. Ind.	5	5	0	0-0	0	0	0-0	2
9/18 @ Ten.	0	0	0	0-0	0	0	0-0	3
10/2 vs. NYJ	3	2	1	0-0	0	0	0-0	1
10/9 @ Det	3	3	0	1-0	0	0	0-0	1
10/16 vs. Cle.	4	3	1	0-0	0	0	0-0	1
10/23 @ Chi.	6	5	1	0-0	0	0	0-0	0
10/31 @ Pit.	6	6	0	0-0	0	0	0-0	2
11/6 vs. Cin.	5	4	1	0-0	0	0	0-0	1
11/13 @ Jax.	4	3	1	0-0	0	0	0-0	0
11/20 vs. Pit.	4	4	0	0-0	0	0	0-0	2
11/27 @ Cin.	3	3	0	0-0	1	0	0-0	1
12/4 vs. Hou.				INACTIVE - HAMSTRING				
12/11 @ Den.	3	3	0	0-0	0	0	0-0	3
12/19 vs. GB	4	3	1	0-0	0	0	0-0	2
12/25 vs. Min.	3	3	0	0-0	0	0	0-0	1
1/1 @ Cle.				INACTIVE - HAMSTRING				
<b>Totals</b>	<b>53</b>	<b>47</b>	<b>6</b>	<b>1-0</b>	<b>1</b>	<b>0</b>	<b>0-0</b>	<b>20</b>

### 2004

#### Game-by-Game Tackles

##### Ravens

Date/Opp.	TT	Solo	AS	INT	FF	FR	Sacks	PD
9/12 @ Cle.	3	3	0	0-0	0	0	0-0	0
9/19 vs. Pit.	7	4	3	1-51t	0	0	0-0	2
9/26 @ Cin.	7	6	1	0-0	0	0	0-0	1
10/4 vs. KC	8	7	1	0-0	0	0	0-0	0
10/10 @ Was.	1	1	0	0-0	0	0	0-0	1
10/24 vs. Buf.	3	3	0	0-0	0	0	0-0	1
10/31 @ Phi.	1	1	0	0-0	0	0	0-0	0
11/7 vs. Cle.	5	5	0	0-0	0	0	0-0	1
11/14 @ NYJ	0	0	0	0-0	0	0	0-0	0
11/21 vs. Dal.	INACTIVE - SHOULDER							
11/28 @ NE	0	0	0	0-0	0	0	0-0	0
12/5 vs. Cin.*	3	3	0	0-0	0	1*	0-0	0
12/12 vs. NYG	0	0	0	0-0	0	1	0-0	0
12/19 @ Ind.	1	1	0	0-0	0	0	0-0	1
12/26 @ Pit.	2	2	0	0-0	0	0	0-0	0
1/2/05 vs. Mia.	3	2	1	0-0	0	0	0-0	1
<b>Totals</b>	<b>44</b>	<b>38</b>	<b>6</b>	<b>1-51</b>	<b>0</b>	<b>2</b>	<b>0-0</b>	<b>8</b>

\*McAlister recovered an Ed Reed fumble vs. Cin. (12/5) after Reed intercepted a pass and returned it for a 64-yard TD.

### 2002

#### Game-by-Game Tackles

##### Ravens

Date/Opp.	TT	Solo	AS	INT	FF	FR	Sacks	PD
9/8 @ Car.	0	0	0	0-0	0	0	0-0	0
9/15 vs. TB	7	5	2	0-0	1	0	0-0	2
9/30 vs. Den.	7	6	1	0-0	0	1	0-0	4
10/6 @ Cle.	7	6	1	1-0	0	0	0-0	5
10/13 @ Ind.	7	6	1	0-0	0	0	0-0	0
10/20 vs. Jax.	5	5	0	0-0	0	0	0-0	1
10/27 vs. Pit.	3	3	0	0-0	0	0	0-0	0
11/3 @ Atl.	6	4	2	0-0	0	0	0-0	3
11/10 vs. Cin.	INACTIVE-ANKLE							
11/17 @ Mia.	INACTIVE-ANKLE							
11/24 vs. Ten.	INACTIVE-ANKLE							
12/1 @ Cin.	6	4	2	0-0	0	0	0-0	3
12/8 vs. NO	4	4	0	0-0	0	0	0-0	2
12/15 @ Hou.	4	4	0	0-0	0	0	0-0	3
12/22 vs. Cle.	8	8	0	0-0	0	0	0-0	0
12/29 @ Pit.	3	3	0	0-0	0	0	0-0	1
<b>Totals</b>	<b>67</b>	<b>58</b>	<b>9</b>	<b>1-0</b>	<b>1</b>	<b>1</b>	<b>0-0</b>	<b>24</b>

### 2000

#### Game-by-Game Tackles

##### Ravens

Date/Opp.	TT	Solo	AS	INT	FF	FR	Sacks	PD
9/3 @ Pit.	1	1	0	0-0	0	0	0-0	1
9/10 vs. Jax.	2	2	0	0-0	0	0	0-0	1
9/17 @ Mia.	3	3	0	0-0	0	0	0-0	1
9/24 vs. Cin.	6	5	1	0-0	0	0	0-0	2
10/1 @ Cle.	4	3	1	0-0	0	0	0-0	0
10/8 @ Jax.	3	3	0	1-44	0	0	0-0	2
10/15 @ Was.	1	0	1	0-0	0	1	0-0	1
10/22 vs. Ten.	2	2	0	0-0	0	0	0-0	1
10/29 vs. Pit.	4	4	0	0-0	0	0	0-0	0
11/5 @ Cin.	2	2	0	0-0	0	0	0-0	0
11/12 @ Ten.	4	3	1	0-0	0	0	0-0	0
11/19 vs. Dal.	1	1	0	0-0	0	0	0-0	3
11/26 vs. Cle.	1	0	1	1-14	0	0	0-0	1
12/10 vs. SD	5	1	4	1-9	0	0	0-0	3
12/17 @ Ari.	5	5	0	0-0	0	0	0-0	3
12/24 vs. NYJ	5	4	1	1-98t	0	0	0-0	4
<b>Totals</b>	<b>49</b>	<b>39</b>	<b>10</b>	<b>4-165</b>	<b>0</b>	<b>1</b>	<b>0-0</b>	<b>23</b>

##### Playoffs

12/31 vs. Den.	7	7	0	0-0	0	0	0-0	3
1/7/01 @ Ten.	6	4	2	0-0	0	0	0-0	3
1/14/01 @ Oak.	2	2	0	0-0	0	0	0-0	1
1/28/01 @NYG	2	2	0	1-4	0	0	0-0	1
<b>Totals</b>	<b>17</b>	<b>15</b>	<b>2</b>	<b>1-4</b>	<b>0</b>	<b>0</b>	<b>0-0</b>	<b>8</b>

### 2003

#### Game-by-Game Tackles

##### Ravens

Date/Opp.	TT	Solo	AS	INT	FF	FR	Sacks	PD
9/7 @ Pit.	6	5	1	0-0	0	0	0-0	0
9/14 vs. Cle.	5	5	0	0-0	0	0	0-0	2
9/21 @ SD	DNP							
9/28 vs. KC	3	3	0	0-0	0	0	0-0	0
10/12 @ Ari.	4	3	1	2-87**	0	0	0-0	2
10/19 @ Cin.	4	3	1	0-0	0	0	0-0	1
10/26 vs. Den.	3	3	0	0-0	0	0	0-0	2
11/2 vs. Jax.	6	4	2	0-0	0	0	0-0	1
11/9 @ STL	2	2	0	0-0	0	0	0-0	0
11/16 @ Mia.	3	3	0	0-0	0	0	0-0	1
11/23 vs. Sea.	2	2	0	0-0	0	0	0-0	3
11/30 vs. SF	3	2	1	0-0	0	0	0-0	0
12/7 vs. Cin.	1	1	0	0-0	0	0	0-0	0
12/14 @ Oak.	3	3	0	0-0	0	0	0-0	1
12/21 @ Cle.	4	4	0	0-0	0	0	0-0	0
12/28 vs. Pit.	3	0	3	1-6	0	0	0-0	3
<b>Totals</b>	<b>52</b>	<b>43</b>	<b>9</b>	<b>3-93</b>	<b>0</b>	<b>0</b>	<b>0-0</b>	<b>16</b>

##### Playoffs

1/3/04 vs. Ten.	3	3	0	1-0	0	0	0-0	2
<b>Totals</b>	<b>3</b>	<b>3</b>	<b>0</b>	<b>1-0</b>	<b>0</b>	<b>0</b>	<b>0-0</b>	<b>2</b>

\*\*Returned 1 of his INTs 83 yards for a TD

### 2001

#### Game-by-Game Tackles

##### Ravens

Date/Opp.	TT	Solo	AS	INT	FF	FR	Sacks	PD
9/9 vs. Chi.	4	4	0	0-0	0	0	0-0	0
9/23 @ Cin.	5	3	2	0-0	0	0	0-0	0
9/30 @ Den.	1	1	0	0-0	0	0	0-0	0
10/7 vs. Ten.	3	2	1	0-0	0	0	0-0	0
10/14 @ GB	4	3	1	0-0	0	0	0-0	0
10/21 @ Cle.	4	3	1	0-0	0	0	0-0	1
10/28 vs. Jax.	4	3	1	0-0	0	0	0-0	1
11/4 @ Pit.	4	3	1	0-0	0	0	0-0	0
11/12 @ Ten.	4	2	2	0-0	0	0	0-0	3
11/18 vs. Cle.	5	5	0	0-0	0	0	0-0	0
11/25 @ Jax.	6	6	0	0-0	0	0	0-0	0
12/2 vs. Ind.	3	2	1	0-0	0	0	0-0	0
12/16 vs. Pit.	7	7	0	0-0	0	0	0-0	0
12/23 vs. Cin.	7	7	0	0-0	0	0	0-0	2
12/29 @ TB	6	6	0	0-0	0	0	0-0	1
1/7/02 vs. Min.	2	2	0	1-0	0	0	0-0	2
<b>Totals</b>	<b>69</b>	<b>59</b>	<b>10</b>	<b>1-0</b>	<b>0</b>	<b>0</b>	<b>0-0</b>	<b>10</b>

##### Playoffs

1/13/02 @ Mia.	1	0	1	0-0	0	0	0-0	0
1/20/02 @ Pit.	5	3	2	1-18	0	0	0-0	0
<b>Totals</b>	<b>6</b>	<b>3</b>	<b>3</b>	<b>1-18</b>	<b>0</b>	<b>0</b>	<b>0-0</b>	<b>0</b>

### 1999

#### Game-by-Game Tackles

##### Ravens

Date/Opp.	TT	Solo	AS	INT	FF	FR	Sacks	PD
9/12 @ STL	0	0	0	1-21	0	0	0-0	1
9/19 vs. Pit.	2	2	0	0-0	0	0	0-0	0
9/26 vs. Cle.	0	0	0	1-0	0	0	0-0	3
10/3 @ Atl.	3	2	1	0-0	0	0	0-0	2
10/10 @ Ten.	4	4	0	0-0	0	0	0-0	1
10/21 vs. KC	3	2	1	0-0	0	0	0-0	1
10/31 vs. Buf.	10	9	1	1-7	0	0	0-0	3
11/7 @ Cle.	3	1	2	0-0	0	0	0-0	0
11/14 @ Jax.	5	3	2	0-0	0	0	0-0	2
11/21 @ Cin.	4	4	0	0-0	0	0	0-0	2
11/28 vs. Jax.	4	4	0	0-0	0	0	0-0	3
12/5 vs. Ten.	4	4	0	1-0	0	0	0-0	1
12/12 @ Pit.	6	6	0	0-0	0	0	0-0	4
12/19 vs. NO	4	3	1	0-0	0	0	0-0	0
12/26 vs. Cin.	4	4	0	0-0	0	0	0-0	3
1/2/00 @ NE	2	2	0	1-0	0	0	0-0	1
<b>Totals</b>	<b>58</b>	<b>50</b>	<b>8</b>	<b>5-28</b>	<b>0</b>	<b>0</b>	<b>0-0</b>	<b>27</b>



# 21 CHRIS McALISTER

## REGULAR SEASON

Year	Team	GP	GS	TACKLES					INTERCEPTIONS					FUMBLES		
				TT	Solo	Asst	SK	Yards	No	Yds	Lg	TDs	PD	FF	FR	Yds
1999	Baltimore	16	12	58	50	8	0	0	5	28	21	0	27	0	0	0
2000	Baltimore	16	16	49	39	10	0	0	4	165	98t	1	23	0	1	0
2001	Baltimore	16	16	69	59	10	0	0	1	0	0	0	10	0	0	0
2002	Baltimore	13	12	67	58	9	0	0	1	0	0	0	24	1	1	0
2003	Baltimore	15	15	52	43	9	0	0	3	93	83t	1	16	0	0	0
2004	Baltimore	15	14	44	38	6	0	0	1	51	51t	1	8	0	2	#64
2005	Baltimore	14	13	53	47	6	0	0	1	0	0	0	20	1	0	0
2006	Baltimore	16	16	56	51	5	0	0	6	121	60t	1	*25	0	2	0
2007	Baltimore	8	8	23	19	4	0	0	1	0	0	0	10	0	0	0
<b>Totals</b>		<b>129</b>	<b>122</b>	<b>471</b>	<b>404</b>	<b>67</b>	<b>0</b>	<b>0</b>	<b>23</b>	<b>458</b>	<b>98t</b>	<b>4</b>	<b>153</b>	<b>2</b>	<b>6</b>	<b>64</b>

\*Led NFL

## CAREER SINGLE-GAME HIGHS (regular season)

### Total Tackles:

10 (10/31/99 vs. Buf.)

### Sacks:

None

### Forced Fumbles:

1 2 times (last: 11/27/05 at Cin.)

### Passes Defensed:

5 (10/6/02 at Cle.)

### Solo Tackles:

9 (10/31/99 vs. Buf.)

### INTs:

2 (10/12/03 at Ari.)

### Fumble Recoveries:

1 5 times (last: 10/29/06 at NO)

**Additional Statistics:** #Returned an Ed Reed fumble (off of an INT) 64 yards for a TD 12/5/04 vs. Cin.

## POSTSEASON

Year	Team	GP	GS	TACKLES					INTERCEPTIONS					FUMBLES		
				TT	Solo	Asst	SK	Yards	No	Yds	Lg	TDs	PD	FF	FR	Yds
2000	Baltimore	4	4	17	15	2	0	0	1	4	4	0	8	0	0	0
2001	Baltimore	2	2	6	3	3	0	0	1	18	18	0	3	0	0	0
2003	Baltimore	1	1	3	3	0	0	0	1	0	0	0	2	0	0	0
2006	Baltimore	1	1	3	3	0	0	0	0	0	0	0	1	0	0	0
<b>Totals</b>		<b>8</b>	<b>8</b>	<b>29</b>	<b>24</b>	<b>5</b>	<b>0</b>	<b>0</b>	<b>3</b>	<b>22</b>	<b>18</b>	<b>0</b>	<b>14</b>	<b>0</b>	<b>0</b>	<b>0</b>

# 21 CHRIS McALISTER

## SHUTDOWN CORNER

Chris McAlister missed 8 games during the Ravens' 2007 campaign (knee injury). One of the game's best all-around corners, McAlister earned his 3rd Pro Bowl honor in 2006, finishing the year with a team-high 6 INTs (including 2 returned for TDs). "C-Mac" also led the NFL with 25 passes defensed in '06. The 9-year pro has 23 picks in his career -- including 1 in 2007 -- to rank 3rd all time in team history. When McAlister tallies an INT, the Ravens boast a 15-5 record (5-1 in 2006 and 1-0 in 2007), and they are 1-0 when he posts 2 picks.

McAlister also can put points on the board. He has totaled 7 TDs (6 defensive, 1 missed FGA return) in his career. His 6 defensive TDs are the most in Ravens history, while he is also tied for most INT-TD returns (Rod Woodson) in team annals.

### RAVENS ALL-TIME DEFENSIVE TD LEADERS

PLAYER	INTs	FR	TOTAL
<b>Chris McAlister</b>	<b>5</b>	<b>1</b>	<b>6</b>
Rod Woodson	5	0	5
Adalius Thomas	2	3	5
<b>Ed Reed*</b>	<b>3*</b>	<b>1</b>	<b>4</b>

\*includes a lateraled return for TD

37

LE'RON  
M'CLAIN



HT: 6-0  
WT: 260  
COLLEGE: ALABAMA  
HS: TUSCALOOSA COUNTY (NORTHPORT, AL)  
BORN: 12/27/84, FORT WAYNE, IN  
JOINED RAVENS: DRAFT 4B (137TH), 2007

**GAMES PLAYED/STARTED:** (2007, 16/11)  
**Total 16/11**

**TRANSACTIONS:** Le'Ron McClain was picked with the 137th-overall selection in the 4th round of the 2007 NFL Draft...McClain is the 4th player the Ravens have selected from Alabama.

**PRO:** Bruising, punishing lead blocker who has skills running and catching the ball out of the backfield...Played in all 16 games, earning 11 start.


**2007:** Played in all 16 games, earning 11 starts...Saw action off the bench and scored his *1st-career TD* on a *career-long 13-yard reception* at San Diego...Carried the ball 8 times for 18 yards (2 for 1st downs)...Hauled in 9 receptions for 55 yards and 1 TD...Also posted 12 ST tackles as a rookie...**2007 SEASON HIGHLIGHTS:** Started and helped open up holes, allowing the Ravens to rush for a season-high 180 yards (4.5 ypc) and helped protect rookie QB Troy Smith, allowing him to post a career-high 90.2 QB rating, in the 27-21 win in the **season finale vs. Pit. (12/30)**...Also had 1 catch for 6 yards and 1 rush for 2 yards against Steelers...Started and helped open holes for McGahee (138 yards) and 1 TD (4.6 avg.) in **game 12 vs. NE (12/3)**...Also had 2 ST tackles against the Patriots...Saw action off the bench (Ravens started in 2-TE set) and scored his *1st-career TD* on a *career-long 13-yard reception* in **game 11 at SD (11/25)**... Started and helped

McGahee average 6.0 yards per carry (19 att. for 114 yards) and 1 TD in **game 7 at Buf. (10/21)**...Saw action off the bench (Ravens started in a 3-WR set) and paved the way for the Ravens to average 5.6 yards per rush, and helped protect QB Steve McNair, allowing him to complete 64.1% of his passes for 307 yards in **game 4 at Cle. (9/30)**...Made his *1st-career start* at FB in **game 1 at Cin. (9/10)**...Helped the Ravens to average 4.3 ypc and pulled in 3 receptions for 13 yards.

**COLLEGE:** Named team captain as a senior, McClain led the way for the Crimson Tide to pick up 3,310 rushing yards over his final 2 years as a starter...Saw action in 48 career games, starting 29, including 19 in a row to close out his college career...Posted 575 all-purpose yards carrying the ball 37 times for 170 yards (4.6 ypc) and 2 TDs, totaling 48 receptions for 405 yards and 8 TDs...Was a human environmental sciences major.

**PERSONAL:** Attended Tuscaloosa County (Northport, AL) HS...Super All-State selection...Rated the 4th-best prospect in Alabama by *Border Wars*, a college recruiting service...Averaged 6.5 yards per carry, posting 1,071 yards rushing and 15 TDs on 165 carries...Also hauled in 5 receptions for 110 yards...As a junior, McClain rushed 135 times for 1,007 yards (7.5 avg.) and 21 scores...Recorded 86 tackles, 3 sacks and 1 INT as a defensive starter...Full name: Le'Ron De'Mar McClain.

PLAYERS • 2007 REVIEW • HISTORY • RECORDS • GAME DAY



2007 Game-By-Game

Date/Opp.	RUSHING					RECEIVING				
	No	Yds	Avg	LG	TD	No	Yds	Avg	LG	TD
9/10 @ Cin.	0	0	0.0	0	0	3	13	4.3	5	0
9/16 vs. NYJ	2	6	3.0	4	0	1	9	9.0	9	0
9/23 vs. Ari.	0	0	0.0	0	0	1	1	1.0	1	0
9/30 @ Cle.	0	0	0.0	0	0	0	0	0.0	0	0
10/7 @ SF	1	2	2.0	2	0	0	0	0.0	0	0
10/14 vs. STL	1	3	3.0	3	0	0	0	0.0	0	0
10/21 @ Buf.	0	0	0.0	0	0	0	0	0.0	0	0
11/5 @ Pit.	1	3	3.0	3	0	0	0	0.0	0	0
11/11 vs. Cin.	0	0	0.0	0	0	1	4	4.0	4	0
11/18 vs. Cle.	1	0	0.0	0	0	0	0	0.0	0	0
11/25 @ SD	0	0	0.0	0	0	1	13	13.0	13	1
12/3 vs. NE	0	0	0.0	0	0	0	0	0.0	0	0
12/9 vs. Ind.	0	0	0.0	0	0	1	9	9.0	9	0
12/16 @ Mia.	0	0	0.0	0	0	0	0	0.0	0	0
12/23 @ Sea.	1	2	2.0	2	0	0	0	0.0	0	0
12/30 vs. Pit.	1	2	2.0	2	0	1	6	6.0	6	0
<b>Totals</b>	<b>8</b>	<b>18</b>	<b>2.3</b>	<b>4</b>	<b>0</b>	<b>9</b>	<b>55</b>	<b>6.1</b>	<b>13</b>	<b>1</b>

# 37 LE'RON McCLAIN

## REGULAR SEASON

Year	Teams	RUSHING						RECEIVING					
		GP	GS	No.	Yds.	Avg.	LG	TD	No.	Yds.	Avg.	LG	TD
2007	Baltimore	16	11	8	18	2.3	4	0	9	55	6.1	13t	1
<b>Totals</b>		<b>16</b>	<b>11</b>	<b>8</b>	<b>18</b>	<b>2.3</b>	<b>4</b>	<b>0</b>	<b>9</b>	<b>55</b>	<b>6.1</b>	<b>13t</b>	<b>1</b>

Special Teams Tackles (12): 2007 (12)

### CAREER SINGLE-GAME HIGHS (regular season)

#### RUSHING

##### Carries:

2 (9/16/07 vs. NYJ)

##### Yardage:

6 (9/16/07 vs. NYJ)

##### Long Gain:

4 (9/16/07 vs. NYJ)

#### RECEIVING

##### Receptions:

3 (9/10/07 at Cin.)

##### Yardage:

13 2 times (last: 11/25/07 at SD)


##### Long Gain:

13 (11/25/07 at SD)

##### Touchdowns:

1 (11/25/07 at SD)

# 37 LE'RON McCLAIN



# 58 Linebacker - 2 Seasons

## ROBERT McCUNE

HT: 6-0

WT: 245

COLLEGE: LOUISVILLE

HS: JOHN L. LEFORE (MOBILE, AL)

BORN: 3/9/79, MIAMI, FL

JOINED RAVENS: FREE AGENT, 2007

**GAMES PLAYED/STARTED:** (2005, 5/0); (2006, 0/0); (2007, 2/0) **Total 7/0**

**Playoffs** (2005, 2/0) **Totals: 2/0**

**TRANSACTIONS:** Robert McCune was signed to the Ravens active roster from their practice squad on 12/22/07...Signed to the Ravens' practice squad on 11/14/07...Waived by the Miami Dolphins on 9/1/07...Signed to Miami's active 53-man roster on 12/12/06...Signed to the Redskins' practice squad on 9/4/06...Waived by the Redskins on 9/2/06...Signed to the Redskins' active 53-man roster on 11/5/05...Signed to Washington's practice squad on 9/5/05...Waived by the Redskins on 9/3/05...Originally drafted by the Redskins in the 5th round (154th pick overall) of the 2005 draft.

**PRO:** Tough and talented LB who has the ability to play all 3 LB positions and has special teams skills...Played in 2 games for the Ravens in 2007, posting 4 special teams tackles after being signed to the active roster from Baltimore's practice squad on 12/22/07...Has

seen action in 7 career games, posting 11 special teams tackles and 1 in 2 postseason contests.

**2007: (with Miami/Baltimore)** Played in 2 games for the Ravens, posting 4 special teams tackles after being signed to the active roster from Baltimore's practice squad on 12/22...**2007 SEASON HIGHLIGHTS:** Saw action on special teams and led the team and *matched his career high with 3 special teams tackles* (2 solo) in the 27-21 win in the **season finale vs. Pit. (12/30)**...Saw action in his 1st game as a Raven, posting a solo special teams tackle in **game 15 at Sea. (12/23)**...Spent the 2007 training camp with the Dolphins before being waived on 9/1.


**2006: (with Miami)** Was a game-day inactive for **games 14-16**.

**2005: (with Washington)** Saw action in 5 regular season and 2 postseason games in a reserve role...Recorded 8 special teams tackles during the regular season and 1 special teams tackle in during the postseason...**2005 SEASON HIGHLIGHTS:** Posted a *career-high 3 special teams*

*tackles* in game 9 at TB (11/13).

**COLLEGE:** Was a 4-year letter-winner and 2-year starter at Louisville...Saw action in 51 games, starting 27 for the Cardinals...Recorded 320 tackles, 6 sacks and 2 INTs in his career...Earned 1st-team All-Conference USA honors as a senior when he posted a team-leading (2nd-consecutive year) 115 tackles, 2 sacks and 1 INT...Registered a career-high 148 tackles and 4 sacks as a junior...Netted 14 special teams tackles as a freshman en route to earning the Cardinals' Special Teams Player of the Year award as a freshman...Graduated with a degree in education.

**PERSONAL:** Lettered in football and track at John L. LeFlore (Mobile, AL) HS...Finished 3rd in the 100-meter dash and was 2nd in the 4x100-meter relay at the state track meet as a senior...Won consecutive powerlifting titles as a junior and senior...Spent 4 years in the United States Army and was stationed in both Kuwait and Korea after graduating high school...Joined teammate Daniel Wilcox on a 12-day USO tour to Afghanistan and Iraq to visit with military personnel during the 2006 offseason...Full Name: Robert Santell McCune.



# 23

## Running Back – 6 Seasons

# WILLIS MCGAHEE

**HT: 6-0**

**WT: 232**

**COLLEGE: MIAMI**

**HS: CENTRAL (MIAMI, FL)**

**BORN: 10/21/81, MIAMI, FL**

**JOINED RAVENS: TRADE (BUF.), 2007**

**GAMES PLAYED/STARTED:** (2003, 0/0); (2004, 16/11) (2005, 16/15); (2006, 14/14); (2007, 15/15) **Total 61/55**

**TRANSACTIONS:** Willis McGahee signed with the Ravens (trade with the Buffalo Bills) on 3/9/07...Originally selected by the Bills in the 1st round (23rd-overall) of the 2003 NFL Draft.

**PRO: Pro Bowl performer (2007)** who is an explosive back, can run outside and also has the toughness to pick up tough yards between the tackles...McGahee also has soft hands out of the backfield and can protect the QB with blocking skills...Entering 2008, has started 55 of 61 games, carrying the ball 1,162 times for 4,572 yards and 31 TDs...Added 111 receptions for 734 yards and 1 TD...Earned his **1st Pro Bowl** nod in **2007**, starting all 15 games he played - missing only the season finale with broken ribs...Led the Ravens with a **career-high 294 carries** for 1,207 yards (4th in the AFC and 8th in the NFL), with a long of 46 and in 2007...McGahee also posted 7 TDs and finished 3rd on the team with **43 receptions for 231 yards including 1 receiving TD (all career highs)**...Set a **Ravens' franchise record, scoring a TD in 7 consecutive games (10/21-12/3/07)**...McGahee rumbled for a **career-high 1,247 yards** on 325 carries (5th highest in Bills history) in **2005**...Became the 5th player in Buffalo history to

post consecutive 1,000-yard seasons and is the quickest player in Bills history to reach the 2,000-yard rushing mark, accomplishing the feat in 26 games.

**2007: (with Baltimore)** Earned his 1st **Pro Bowl** nod after compiling a **career-high 1,483 total yards from scrimmage**...A consistent offensive force in his 1st year with the Ravens, starting all 15 games he played - missing only the season finale with broken ribs...Led the Ravens with a **career-high 294 carries** for 1,207 yards (4th in the AFC and 8th in the NFL), with a long of 46, and 7 TDs...McGahee also finished 3rd on the team with **43 receptions for 231 yards and 1 TD (all career highs)**...Set a **Ravens' franchise record, scoring a TD in 7 consecutive games (10/21-12/3)**...He led the Ravens with 66 1st down conversions (56 rushing and 10 receiving), including 7 on 3rd down...**2007 SEASON HIGHLIGHTS:** Posted his 5th 100-yard rushing game as a Raven, carrying the ball 29 times for 104 yards (3.6 avg.) and had 1 reception for 2 yards in **game 14 at Mia. (12/16)**...Had his most productive game as a Raven, carrying the ball 30 times for 138 yards (4.6 avg.) and 1 TD in **game 12 vs. NE (12/3)**...**Started his 50th-career game** and averaged 4.9 yards per carry (102 yards on 21 attempts) and netted a rushing TD in **game 10 vs. Cle. (11/18)**...Rushed 19 times for 114 yards and



## 23 WILLIS MCGAHEE

1 TD, including his longest run as a Raven (46-yard TD scamper) in **game 7 at Buf. (10/21)**...McGahee picked up 3 1st downs on the ground and 2 receptions for 1 yard against the Bills...Totaled 136 total yards from scrimmage (88 rushing and 48 receiving on a **career-high 7 catches**) in **game 5 at SF (10/7)**...Was responsible for 6 1st downs against the 49ers...Averaged 7.4 yards per carry, toting the ball 14 times for 104 yards (**1st 100-yard rushing performance as a Raven**) and pulled in 2 receptions for 32 yards in **game 4 at Cle. (9/30)**...Ran for 5 1st downs and posted a 1st down receiving (on 3rd down) against the Browns...Started and led the Ravens with 26 carries for 97 yards (3 for 1st downs) and hauled in 2 receptions for 6 yards and his **1st-career receiving TD** in the 20-13 win in **game 2 vs. NYJ (9/16)**.

**2006: (with Buffalo)** Started 14 games (missing 2 due to a rib injury)...Finished the season with 259 carries for 990 yards (3.8 avg.) and 6 TDs...Also pulled in 18 receptions for 156 yards...**2006 SEASON HIGHLIGHTS:** Averaged 4.3 yards per carry, rushing 22 times for 95 yards and 1 TD, in addition to 2 receptions for 20 yards in **game 15 vs. Ten. (12/24)**...Rumbled for a game-high 125 yards on 16 carries and a **career-long 57-yard TD** in **game 13 at NYJ (12/10)**...That performance marked the **5th-consecutive 100-yard rushing game against Jets**, the 1st time in Bills history a rusher posted 100-yard games in back-to-back season series against 1 opponent...Had a game-high 59 yards on 20 carries in **game 7 vs. NE (10/22)**...Also tallied 2 catches for 61 yards, including a 56-yard effort on a shovel pass, marking the longest reception by a Bills' RB since a 69-yarder by Thurman Thomas (10/6/96 vs. Ind.)...Carried the ball 26 times and averaged 5.7 yards per attempt while establishing a new **career high with 150 yards** on the ground in **game 3 vs. NYJ (9/24)**...Rushed 25 times for 91 yards and 1 reception for 6 yards in **game 2 at Mia. (9/17)**.

**2005: (with Buffalo)** Saw action in all 16 games, starting 15 and posted a **career-high 1,247 rushing yards** on 325 carries (5th highest in Buffalo history)...McGahee also became the 5th player in club history to post consecutive 1,000-yard seasons and was the quickest player in team history to reach the 2,000-yard rushing mark, accomplishing the feat in 26 games...**2005 SEASON HIGHLIGHTS:** Closed the season averaging 5.1 yards per carry with 113 yard on 22 carries in the **season finale at NYJ (1/1/06)**...McGahee also added a then-career-long 19-yard reception against the Jets...Rushed 31 times for a game-high 136 yards, marking his 11th 100-plus yard game (moving him to 5th in Bills history) in **game 8 at NE (10/30)**...Also posted 2 receptions for 21 yards against the Patriots...Posted a then-career-best 143 rushing yards and scored a TD for the 4th-consecutive game in **game 6 vs. NYJ (10/16)**...Rushed for

140 yards on 27 carries and scored 1 TD in **game 3 vs. Atl. (9/25)**...Gained a game-high 117 yards on 22 carries (5.3 avg.), his 8th 100-yard rushing game in the **season opener vs. Hou (9/11)**.

**2004: (with Buffalo)** Saw action in 16 games, starting 11 in his 1st active season in the NFL...Led the team with 1,128 rushing yards (2nd most in Bills history for a 1st-year RB)...Posted 7 100-yard games in 11 starts, setting a new record for 1st-year Bills RB (old record: 3 by Joe Cribbs and Greg Bell)...In addition, his 13 rushing TDs tied him for 2nd in team history, behind O.J. Simpson's 16 in 1975...His 5 multi-TD games are the 2nd most by a Bill in a single season (Simpson 6 in 1975)...**2004 SEASON HIGHLIGHTS:** Eclipsed the 1,000-yard rushing mark for the 1st time in his career in **game 15 at SF (12/26)** on a 20-yard run in the 3rd quarter to finish with 102 yards and 2 TDs on 15 carries, averaging a **career-high 6.8 yards per carry**...McGahee also caught 1 pass for 14 yards against the 49ers...Carried the ball 28 carries for 116 yards (4.1 avg.) and a career-high 4 TDs in **game 11 at Sea. (11/28)**...McGahee also pulled in 2 receptions for 26 yards and became the 3rd Bill to ever rush for 4-plus TDs in a single game with his 4 scores...Carried the ball 37 times for 132 yards and 1 TD in **game 8 vs. NYJ (11/7)**...His 37 carries were the most by a Bill since Thurman Thomas registered 37 carries on 11/8/92, and the 2nd highest in team history (39 by Simpson, 10/29/73)...Registered his 2nd-career start in **game 7 vs. Ari. (10/31)** and carried the ball 30 times for 102 yards and 2 TDs...His **2 rushing TDs were the 1st scores of his career**...He also had 2 rushes of over 20 yards (23 & 24) on the team's 1st drive, marking the 4th-straight game McGahee registered runs of 15-plus yards...**Started his 1st-career NFL game** and averaged 4.3 yards per carry as he rushed for 111 yards on 26 carries in **game 5 vs. Mia. (10/17)**...His 111 rushing yards in only his 5th NFL game ranked him as the 3rd-quickest Bill in history to eclipse the century mark in the beginning of his career and the highest yardage total for any Bills RB in his 1st-career start...McGahee's 31-yard rush in the 4th quarter was his 1st-career run of over 30 yards...He also caught 3 passes for 31 yards against the Dolphins, including a 9-yard 4th-down reception in the 2nd quarter.

**2003: (with Buffalo)** Spent the 1st 8 games of the season on the NFI (Non-Football Injury) list and was elevated to the 53-man roster prior to **game 9 at Dal. (11/9)**...Inactive rest of the season.

**COLLEGE:** Played just 21 games at Miami but established himself as one of the top scoring backs in the history of college football...Gained 2,067 career yards on 349 carries (5.9 avg.) with 31 TDs...Also caught 25 passes for 355 yards (13.1 avg.) and a 35-yard KOR for the Hurricanes...His 2,067 career rushing yards and 31 scores ranked 5th on the school's all-time

# 23 WILLIS M'GAHEE

record lists...His 186 career points scored ranked 6th in Hurricane annals at the end of his college career...Was a consensus All-America and All-Big East Conference 1st-team selection as a sophomore in 2002...Was a finalist for the Heisman Trophy, and finished 4th in the voting (660 points)...Shattered school season records, as he carried 282 times for 1,753 yards (6.2 avg.) and 28 TDs, breaking the previous marks of 1,416 yards and 17 scores by Edgerrin James in 1998...In Division I-A history, only Nebraska's Mike Rozier (29 in 1983) and Oklahoma State's Barry Sanders (37 in 1988) ran for more TDs in a season...His 100-yard performances broke the old Hurricane season-record of 8 (Otis Anderson, 1978)...Added 350 yards on 24 receptions (14.6 avg.)...Gained 2,108 all-purpose yards, breaking the old Miami season-record of 1,708 by Anderson in 1978...With his 204 yards on 24 attempts against Florida (joined Lorenzo Roan - 249 vs. East Carolina in 1980; and Edgerrin James (271 vs. Boston College in 1977 and 299 vs. UCLA in 1998); making him only the 3rd player in school history to rush for over 200 yards in a game...With his 205-yard effort and 6 TDs vs.

Virginia Tech, he became the 1st player in school history to rush for over 200 yards twice in the same season...Those 6 TDs broke the old school game record of 5, set by Bill L'Italien vs. Piedmont in 1933...Redshirted in 2000...Majored in criminology at Miami.

**PERSONAL:** Regarded as one of the top RBs in the nation and the best in Florida at Central (Miami, FL) HS...Rushed for 771 yards and scored 14 TDs on 77 carries in just 8 games his senior year...Was listed as the 6th-best RB on *PrepStar's* 1999 Top 100 Dream Team and the 10th-best overall prospect in the Southeast Region...Named the best RB in Florida on the *Florida Times-Union* Super 75 list...Attended the Ravens annual Spring Football Festival at M&T Bank Stadium in April 2007 and '08, where he signed autographs and spoke at fan forums... Willis participated in "A Purple Evening," a night that included football basics, autographs and fan forums at M&T Bank Stadium in Oct. 2007...He also visited a headstart child care center in Dec. 2007 to distribute 650 gifts to children after hosting a 3-week toy drive...Full name: Willis Andrew M'Gahee III.

### 2007 Game-By-Game

Ravens										
RUSHING					RECEIVING					
Date/Opp.	No	Yds	Avg	LG	TD	No	Yds	Avg	LG	TD
9/10 @ Cin.	19	77	4.1	13	0	3	34	11.3	17	0
9/16 vs. NYJ	26	97	3.7	9	0	2	6	3.0	4	1
9/23 vs. Ari.	21	98	4.7	37	0	4	23	5.8	14	0
9/30 @ Cle.	14	104	7.4	28	0	2	32	16.0	30	0
10/7 @ SF	22	88	4.0	13	0	7	48	6.9	12	0
10/14 vs. STL	25	61	2.4	11	1	4	9	2.3	8	0
10/21 @ Buf.	19	114	6.0	46	1	2	1	0.5	1	0
11/5 @ Pit.	12	50	4.2	33	1	3	12	4.0	5	0
11/11 vs. Cin.	17	60	3.5	13	1	2	10	5.0	6	0
11/18 vs. Cle.	21	102	4.9	24	1	2	24	12.0	13	0
11/25 @ SD	17	59	3.5	13	1	2	2	1.0	1	0
12/3 vs. NE	30	138	4.6	18	1	4	21	5.3	11	0
12/9 vs. Ind.	17	45	2.6	15	0	5	7	1.4	7	0
12/16 @ Mia.	29	104	3.6	19	0	1	2	2.0	2	0
12/23 @ Sea.	5	10	2.0	6	0	0	0	0.0	0	0
12/30 vs. Pit.	INACTIVE - RIBS									
<b>Totals</b>	<b>294</b>	<b>1,207</b>	<b>4.1</b>	<b>46</b>	<b>7</b>	<b>43</b>	<b>231</b>	<b>5.4</b>	<b>30</b>	<b>1</b>

### 2005 Game-By-Game

Bills										
RUSHING					RECEIVING					
Date/Opp.	No	Yds	Avg	LG	TD	No	Yds	Avg	LG	TD
9/11 vs. Hou.	22	117	5.3	17	0	3	15	5.0	10	0
9/18 at TB	13	34	2.6	14	0	1	-1	-1.0	-1	0
9/25 vs. Atl.	27	140	5.2	21	1	0	0	0.0	0	0
10/2 at NO	16	84	5.3	27	1	2	17	8.5	12	0
10/9 vs. Mia.	31	86	2.8	11	1	2	5	2.5	3	0
10/16 vs. NYJ	29	143	4.9	23	1	3	24	8.0	13	0
10/23 at Oak.	16	50	3.1	9	0	3	36	12.0	17	0
10/30 at NE	31	136	4.4	14	0	2	21	10.5	13	0
11/13 vs. KC	20	66	3.3	13	0	0	0	0.0	0	0
11/20 at SD	10	39	3.9	11	0	1	2	2.0	2	0
11/27 vs. Car.	21	53	2.5	10	0	0	0	0.0	0	0
12/4 at Mia.	27	81	3.0	10	0	2	18	9.0	13	0
12/11 vs. NE	8	3	0.4	3	0	1	5	5.0	5	0
12/17 vs. Den.	9	36	4.0	7	1	3	14	4.7	14	0
12/24 at Cin.	23	66	2.9	12	0	3	0	0.0	6	0
1/1/06 at NYJ	22	113	5.1	17	0	2	22	11.0	19	0
<b>Totals</b>	<b>325</b>	<b>1,247</b>	<b>3.8</b>	<b>27</b>	<b>5</b>	<b>28</b>	<b>178</b>	<b>6.4</b>	<b>19</b>	<b>0</b>

### 2006 Game-By-Game

Bills										
RUSHING					RECEIVING					
Date/Opp.	No	Yds	Avg	LG	TD	No	Yds	Avg	LG	TD
9/10 @ NE	20	70	3.5	15	0	2	24	12.0	20	0
9/17 @ Mia.	25	91	3.6	15	0	1	6	6.0	6	0
9/24 vs. NYJ	26	150	5.8	32	0	2	3	1.5	6	0
10/1 vs. Min.	28	78	2.8	18	1	1	4	4.0	4	0
10/8 @ Chi.	14	50	3.6	11	0	4	15	3.8	12	0
10/15 @ Det.	17	66	3.9	21	0	2	14	7.0	8	0
10/22 vs. NE	20	59	3.0	8	0	2	61	30.5	56	0
11/5 vs. GB	4	15	3.8	9	0	0	0	0.0	0	0
11/12 @ Ind.	INACTIVE - RIBS									
11/19 @ Hou.	INACTIVE - RIBS									
11/26 vs. Jax.	12	63	5.3	30	2	1	8	8.0	8	0
12/3 vs. SD	16	26	1.6	5	1	1	1	1.0	1	0
12/10 @ NYJ	16	125	7.8	57	1	0	0	0.0	0	0
12/17 vs. Mia.	28	79	2.8	10	0	0	0	0.0	0	0
12/24 vs. Ten.	22	95	4.3	13	1	2	20	10.0	19	0
12/31 @ Bal.	11	23	2.1	5	0	0	0	0.0	0	0
<b>Totals</b>	<b>259</b>	<b>990</b>	<b>3.8</b>	<b>57</b>	<b>6</b>	<b>18</b>	<b>156</b>	<b>8.7</b>	<b>56</b>	<b>0</b>

### 2004 Game-By-Game

Bills										
RUSHING					RECEIVING					
Date/Opp.	No	Yds	Avg	LG	TD	No	Yds	Avg	LG	TD
9/12 vs. Jax.	9	31	3.4	8	0	1	12	12.0	12	0
9/19 at Oak.	2	-3	-1.5	7	0	0	0	0.0	0	0
10/3 vs. NE	0	0	0.0	0	0	0	0	0.0	0	0
10/10 at NYJ	8	42	5.3	21	0	1	2	2.0	2	0
10/17 vs. Mia.	26	111	4.3	31	0	3	31	10.3	13	0
10/24 at Bal.	16	58	3.6	15	0	1	1	1.0	1	0
10/31 vs. Ari.	30	102	3.4	24	2	1	9	9.0	9	0
11/7 vs. NYJ	37	132	3.6	15	1	2	11	5.5	6	0
11/14 at NE	14	37	2.6	11	0	1	12	12.0	12	0
11/21 vs. STL	20	100	5.0	41	0	3	27	9.0	15	0
11/28 at Sea.	28	116	4.1	30	4	2	26	13.0	16	0
12/5 at Mia.	23	91	4.0	21	0	1	4	4.0	4	0
12/12 vs. Cle.	27	105	3.9	13	2	2	12	6.0	7	0
12/19 at Cin.	11	25	2.3	14	0	2	1	0.5	6	0
12/26 at SF	15	102	6.8	20	2	1	14	14.0	14	0
1/2/05 vs. Pit.	18	79	4.4	20	2	1	7	7.0	7	0
<b>Totals</b>	<b>284</b>	<b>1,128</b>	<b>4.0</b>	<b>41</b>	<b>13</b>	<b>22</b>	<b>169</b>	<b>7.7</b>	<b>16</b>	<b>0</b>

# 23 WILLIS M'GAHEE

## 23 WILLIS MCGAHEE

### REGULAR SEASON

Year	Teams	RUSHING							RECEIVING				
		GP	GS	No.	Yds.	Avg.	LG	TD	No.	Yds.	Avg.	LG	TD
2003	Buffalo	0	0	0	0	0.0	0	0	0	0	0.0	0	0
2004	Buffalo	16	11	284	1,128	4.0	41	13	22	169	7.7	16	0
2005	Buffalo	16	15	325	1,247	3.8	27	5	28	178	6.4	19	0
2006	Buffalo	14	14	259	990	3.8	57t	6	18	156	8.7	56	0
2007	Baltimore	15	15	294	1,207	4.1	46t	7	43	231	5.4	30	1
<b>Totals</b>		<b>61</b>	<b>55</b>	<b>1,162</b>	<b>4,572</b>	<b>3.9</b>	<b>57t</b>	<b>31</b>	<b>111</b>	<b>734</b>	<b>6.6</b>	<b>56</b>	<b>1</b>

### CAREER SINGLE-GAME HIGHS (regular season)

#### RUSHING

##### Carries:

37 (11/2/04 vs. NYJ)

##### Yardage:

150 (9/24/06 vs. NYJ)

##### Long Gain:

57t (12/10/06 at NYJ)

##### Touchdowns:

4 (11/28/04 at Sea.)

#### RECEIVING

##### Receptions:

7 (10/7/07 at SF)

##### Yardage:

61 (10/22/06 vs. NE)

##### Long Gain:

56 (10/22/06 vs. NE)


##### Touchdowns:

1 (9/16/07 vs. NYJ)

## 23 WILLIS MCGAHEE



Cracked ribs caused RB Willis McGahee to miss the final contest of 2007. Still, McGahee finished the year ranked 8th in NFL rushing (1,207 yards) and was named to his 1st Pro Bowl. He also scored a TD in 7 consecutive games (between 10/21-12/3/07), setting a franchise record. McGahee compiled a career-high 1,483 total net yards in 2007, which ranked 11th in the NFL.



# 92

## Defensive Tackle – 3 Seasons

### HALOTI NGATA

**HT: 6-4**

**WT: 345**

**COLLEGE: OREGON**

**HS: HIGHLAND (SALT LAKE CITY, UT)**

**BORN: 1/21/84, INGLEWOOD, CA**

**JOINED RAVENS: DRAFT 1 (12TH), 2006**

**GAMES PLAYED/STARTED:** (2006, 16/16); (2007, 16/16) **Total 32/32**

**Playoffs** (2006, 1/1) **Total 1/1**

**TRANSACTIONS:** Haloti Ngata was picked with the 12th-overall selection in the 1st round of the 2006 NFL Draft...Baltimore traded its 13th-overall pick and a 6th-round selection (181st overall) to Cleveland for the 12th-overall pick.

**PRO:** Established himself as a force along the defensive line in his 2nd year...Has the skills to stuff the run and rush the passer...Enters 2008 with 145 tackles (86 solo), 4 sacks, 5 PD, 1 FF and 1 INT...Named to *USA Today's All-Joe Team* (players who are critical to their team, but don't receive the Pro Bowl nod) after anchoring the 2nd-ranked run defense in the NFL in 2007...Started all 16 games for the 2nd-consecutive year and tied for 5th on the team (Jarret Johnson) with a **career-high 94 tackles, 3 sacks (career high)**, 2 PD and 1 FF...Named to the *Pro Football Weekly/Professional Football Writers of America All-Rookie team* in 2006.

**2007:** Turned in an exceptional sophomore performance and was named to *USA Today's All-Joe Team* (players who are critical to their team, but don't receive the Pro Bowl nod) after anchoring the 2nd-ranked run defense in the NFL in 2007...Started all 16 games for the 2nd-consecutive year and tied for 5th on the team (Jarret Johnson) with a **career-high 94 tackles, 3 sacks (career high)**, 2 PD and 1 FF...**2007 SEASON HIGHLIGHTS:** Led the DL with 8 tackles (4 solo), including 1 sack (-6 yards) in **game 15 at Sea. (12/23)**...Posted 5 tackles and 3 QB hits in **game 14 at Mia. (12/16)**...Tied for the DL lead (Kelly Gregg) with 8 tackles (7 solo) and added 3 QB hits and a sack (-6 yards) in **game 12 vs. NE (12/3)**...Led DL with a **career-high 9 tackles** and had 2 QB hits in **game 9 vs. Cin. (11/11)**...Netted 6 tackles, including 4 solo and helped hold the 49ers to 49 rushing yards and 6 total 1st downs in the win in **game 5 at SF (10/7)**...Started and posted 4 tackles, helping hold the Jets to 2.6 yards per rush in the 20-13 win in **game 2 vs. NYJ (9/16)**...Posted 4 tackles (3 solo), and 1 FF, recovered by the Ravens in **game 1 at Cin. (9/10)**.

**2006:** Named to the *Pro Football Weekly/Professional Football Writers of America All-Rookie team*...Was the only Ravens' rookie to start all 16 regular season games in 2006, netting

51 tackles, 3 PD, 1 sack and 1 INT...Also started 1 postseason contest, collecting 7 tackles...**2006 SEASON HIGHLIGHTS:** Started and 5 tackles (4 solo) and his **1st-career sack** (-3 yards) in the 31-7 win in **game 15 at Pit. (12/24)**...Started and helped hold the NFL's No. 1-rated rushing attack to its lowest total all season (104 yards), posting 4 tackles and 1 QB hit in the 24-10 win in **game 10 vs. Atl. (11/19)**...Had 3 tackles and 1 PD, which led to an Ed Reed INT in the 27-26 victory in **game 9 at Ten. (11/12)**...Started and posted 6 tackles in **game 5 at Den. (10/9)**...Started at DT, posting 2 tackles and was outstanding plugging up the middle, helping the Ravens' defense hold the Browns to just 38 yards rushing in the 15-14 victory in **game 3 at Cle. (9/24)**...**Started his 1st-career NFL game** in the 27-0 victory in the **season opener at TB (9/10)** and posted 1 tackle, 1 PD and his **1st-career INT** off of a LB Bart Scott deflection...Rumbled 60 yards to the Tampa Bay 9, which led to a FG.

**COLLEGE:** Entered the draft following his junior season...**Consensus All-American 1st-team** selection as a junior, and the 1st at Oregon since DB Mel Renfro in 1962...Compiled 151 tackles (83 solo), 24.5 TFL, 10 sacks (-64 yards), 7 PD, 3 FFs and 1 FR in 36 career games (29 starts)...Also holds school record with 7 blocked kicks (3 FGAs, 3 PATs and 1 punt)...Was a finalist for the Outland Trophy (best collegiate interior lineman) and the Bronko Nagurski award (best college defensive player) as a junior...Consensus All-American honors from the *AP, NFL Draft Report, Football Writers Association of America, Walter Camp Football Foundation, Sports Illustrated* and *ESPN.com* as a redshirt junior in 2005...Also a unanimous **All-Pac 10 Conference 1st-team selection** and a finalist for the Outland Trophy (nation's best interior lineman) and the Bronko Nagurski award (best college defensive player)...**Named the Pac 10 co-Defensive Player of the Year** and **was the recipient of the Morris Trophy (Pac 10's top defensive lineman)**...Finished the year with a flurry to earn **2nd-team All-Pac 10 conference** honors as a redshirt sophomore in 2004...Suffered a season-ending knee injury in the opening quarter of the season opener in 2003...**Freshman All-American 1st-team selection**, as well as earning **All-Pac 10 honorable mention** honors in 2002...Ngata also blocked 3 kicks (2 PATs and 1 FGA).

**PERSONAL:** Attended Highland (St. Lake City,



# 92 HALOTI NGATA

UT) HS and started his last 3 years...Rated as the top defensive player in the nation by *Super Prep* and *PrepStar*, as well as the best interior lineman in the country by *Student Sports*...Named the 2001 Utah Gatorade Player of the Year, as he recorded over 100 tackles and 30 sacks as a senior...Led his team to the state quarterfinals as a senior, following a 12-2 record and a berth in the State Championship as a junior...Haloti participated in the Walk for Juvenile Diabetes in Baltimore, April 27, 2008...Hosted the Haloti Ngata sportsfast 2008 in July: Event included Celebrity bowling, youth football camps and a celebrity basketball game, which all raised funds for the Juvenile Diabetes Foundation... Hosted an essay contest for students to describe ways their class could promote awareness of diabetes...Essay winners received \$1,000 and tours of M&T Bank Stadium...Joined an All-Polynesian group to host football camps in Utah in June 2008...Participated in the Maryland State

Police's annual Polar Bear Plunge in Jan. 2007 and '08; he and defensive coordinator Rex Ryan joined teammate Adam Terry and others to jump into the Chesapeake Bay to raise funds for Special Olympics Maryland...In Nov. 2007, Haloti teamed with the Baltimore City Police Department to distribute coats to men in need at the Helping Up Mission in Baltimore...He also participated in teammate Steve McNair's holiday party for Baltimore youth and their families which included appearances by Baltimore Mayor Sheila Dixon, teammates Todd Heap, Troy Smith and Jamaine Winborne, serving a holiday meal and distributing gifts to youth in Dec. 2007...Haloti joined teammates at the Ravens Annual Goodwill Gridiron Halloween party benefiting Goodwill Industries of the Chesapeake in Oct. 2006... Name is pronounced: ha-LOW-tee Na-ta...Married the former Christine Adams in June 2007...Full Name: Etuini Haloti Ngata.

### 2007 Game-by-Game Tackles

Ravens									
Date/Opp.	TT	Solo	AS	Sacks	FF	FR	INTs	PD	
9/10 @ Cin.	4	3	1	0-0	1	0	0-0	0	
9/16 vs. NYJ	4	2	2	0-0	0	0	0-0	0	
9/23 vs. Ari.	4	2	2	0-0	0	0	0-0	0	
9/30 @ Cle.	4	2	2	0-0	0	0	0-0	1	
10/7 @ SF	6	4	2	0-0	0	0	0-0	0	
10/14 vs. STL	7	5	2	1-2	0	0	0-0	0	
10/21 @ Buf.	6	4	2	0-0	0	0	0-0	1	
11/5 @ Pit.	7	7	0	0-0	0	0	0-0	0	
11/11 vs. Cin.	9	3	6	0-0	0	0	0-0	0	
11/18 vs. Cle.	7	4	3	0-0	0	0	0-0	0	
11/25 @ SD	7	5	2	0-0	0	0	0-0	0	
12/3 vs. NE	8	7	1	1-6	0	0	0-0	0	
12/8 vs. Ind.	5	2	3	0-0	0	0	0-0	0	
12/16 @ Mia.	5	2	3	0-0	0	0	0-0	0	
12/23 @ Sea.	8	4	4	1-6	0	0	0-0	0	
12/30 vs. Pit.	3	2	1	0-0	0	0	0-0	0	
<b>Totals</b>	<b>94</b>	<b>58</b>	<b>36</b>	<b>3-14</b>	<b>1</b>	<b>0</b>	<b>0-0</b>	<b>2</b>	

### 2006 Game-by-Game Tackles

Ravens									
Date/Opp.	TT	Solo	AS	Sacks	FF	FR	INTs	PD	
9/10 @ TB	1	0	1	0-0	0	0	1-60	1	
9/17 vs. Oak.	3	1	2	0-0	0	0	0-0	0	
9/24 @ Cle.	2	0	2	0-0	0	0	0-0	0	
10/1 vs. SD	4	2	2	0-0	0	0	0-0	0	
10/9 @ Den.	6	4	2	0-0	0	0	0-0	0	
10/15 vs. Car.	3	2	1	0-0	0	0	0-0	1	
10/29 @ NO	1	0	1	0-0	0	0	0-0	0	
11/5 vs. Cin.	3	2	1	0-0	0	0	0-0	0	
11/12 @ Ten.	3	2	1	0-0	0	0	0-0	1	
11/19 vs. Atl.	4	3	1	0-0	0	0	0-0	0	
11/26 vs. Pit.	2	2	0	0-0	0	0	0-0	0	
11/30 @ Cin.	3	1	2	0-0	0	0	0-0	0	
12/10 @ KC	5	3	2	0-0	0	0	0-0	0	
12/17 vs. Cle.	3	1	2	0-0	0	0	0-0	0	
12/24 @ Pit.	5	4	1	1-3	0	0	0-0	0	
12/31 vs. Buf.	3	1	2	0-0	0	0	0-0	0	
<b>Totals</b>	<b>51</b>	<b>28</b>	<b>23</b>	<b>1-3</b>	<b>0</b>	<b>0</b>	<b>1-60</b>	<b>3</b>	
<b>Playoffs</b>									
1/13/07 vs. Ind. 7	3	4	0-0	0	0	0	0-0	0	
<b>Totals</b>	<b>7</b>	<b>3</b>	<b>4</b>	<b>0-0</b>	<b>0</b>	<b>0</b>	<b>0-0</b>	<b>0</b>	

### REGULAR SEASON

Year	Team	GP	GS	TACKLES			SK	Yards	INTERCEPTIONS					FUMBLES		
				TT	Solo	Asst			No	Yds	Lg	TDs	PD	FF	FR	Yds
2006	Baltimore	16	16	51	28	23	1	3	1	60	60	0	3	0	0	0
2007	Baltimore	16	16	94	58	36	3	14	0	0	0	0	2	1	0	0
<b>Totals</b>		<b>32</b>	<b>32</b>	<b>145</b>	<b>86</b>	<b>59</b>	<b>4</b>	<b>17</b>	<b>1</b>	<b>60</b>	<b>60</b>	<b>0</b>	<b>5</b>	<b>1</b>	<b>0</b>	<b>0</b>

### CAREER SINGLE-GAME HIGHS (regular season)

#### Total Tackles:

9 (11/11/07 vs. Cin.)

#### Sacks:

1 4 times (last: 12/23/07 at Sea.)

#### Forced Fumbles:

1 (9/10/07 at Cin.)

#### Passes Defensed:

1 5 times (last: 10/21/07 at Buf.)

#### Solo Tackles:

7 2 times (last: 12/3/07 vs. NE)

#### INTs:

1 (9/10/06 at TB)


#### Fumble Recoveries:

None

### POSTSEASON

Year	Team	GP	GS	TACKLES			SK	Yards	INTERCEPTIONS					FUMBLES		
				TT	Solo	Asst			No	Yds	Lg	TDs	PD	FF	FR	Yds
2006	Baltimore	1	1	7	3	4	0	0	0	0	0	0	0	0	0	0
<b>Totals</b>		<b>1</b>	<b>1</b>	<b>7</b>	<b>3</b>	<b>4</b>	<b>0</b>	<b>0</b>	<b>0</b>	<b>0</b>	<b>0</b>	<b>0</b>	<b>0</b>	<b>0</b>	<b>0</b>	<b>0</b>

# 92 HALOTI NGATA



# 69

## Defensive Tackle — 2 Seasons

# J'VONNE PARKER

**HT: 6-4**  
**WT: 325**  
**COLLEGE: RUTGERS**  
**HS: NEWARK TECH (NEWARK, NJ)**  
**BORN: 6/7/82, ROANOKE RAPIDS, NC**  
**JOINED RAVENS: FREE AGENT, 2007**

**GAMES PLAYED/STARTED:** (2005, 4/0); (2006, 6/0); (2007, 0/0) **Total 10/0**

**TRANSACTIONS:** J'Vonne Parker re-signed with the Ravens (exclusive rights) on 4/3/08...Signed to the Ravens' active roster on 12/29/07...Signed to Baltimore's practice squad on 10/18/07...Waived (injured) by the Browns on 9/11/07...Placed on Injured Reserve by Cleveland on 12/26/06...Signed by Cleveland on 11/28/06...Waived by the Cowboys on 11/7/06...Claimed by the Cowboys on 9/4/06...Waived by Cleveland on 9/3/06...Signed to Cleveland's active roster 12/7/05...Signed to Cleveland's practice squad on 9/4/05...Waived by Cleveland 9/3/05...Originally signed by Cleveland as a rookie free agent on 4/29/05.

**PRO:** Massive, space-eating DT with long arms and good athleticism who adds good depth the Ravens' defensive line...Has seen action in 11 games, posting 6 tackles (93 solo) and 1 FR in those contests.

**2007:** Was active in the season finale vs. Pit., but did not see any game action after being signed from the Ravens' practice squad on 12/29...**2007 SEASON HIGHLIGHTS:** Saw action from scrimmage, but did not record a tackle in the 27-21 win in the **season finale vs. Pit. (12/30)**...Signed to the Ravens active roster from their practice squad on 12/29...Signed to the Ravens' practice squad on 10/18.

**2006: (with Cleveland/Dallas)** Saw action in 6 games, posting 5 tackles with the Cowboys and Browns...Signed with the Cowboys after being waived by the Browns at the conclusion of the 2006 training camp...Appeared in 2 games for the Cowboys before being waived...Re-signed with Cleveland and appeared in 4 games, totaling 5 tackles before being placed on Injured Reserve.

**2005: (with Cleveland)** Signed to Cleveland's practice squad after being waived at the conclusion of the 2005 training camp...Added to the active roster after Week 13 and appeared in 4 games, recording 1 tackle and playing special teams...Also recovered a fumble in the **regular season finale vs. Bal. (1/1/06)**.


**COLLEGE:** Transferred from Howard University to Rutgers in 2002...Appeared in 11 games as a senior for the Scarlet Knights, recording 19 tackles, 3.5 TFL and 1 FR...Did not see any game action in 2003...Played in 6 games for Howard in 2001 and 2 games as a freshman in 2000.

**PERSONAL:** Named 3rd-team All-Essex County selection at Newark Tech (Newark, NJ) HS as a senior...Graduated from Newark Tech, where he also started at center for the basketball team...Born in NC, but raised in Newark, NJ.

### REGULAR SEASON

Year	Team	GP	GS	TACKLES				INTERCEPTIONS					FUMBLES			
				TT	Solo	Asst	SK	Yards	No	Yds	Lg	TDs	PD	FF	FR	Yds
2005	Cleveland	4	0	1	1	0	0	0	0	0	0	0	0	0	1	0
2006	Cle./Dal.	6	0	5	3	2	0	0	0	0	0	0	0	0	0	0
2007	Baltimore	1	0	0	0	0	0	0	0	0	0	0	0	0	0	0
<b>Totals</b>		<b>11</b>	<b>0</b>	<b>6</b>	<b>4</b>	<b>2</b>	<b>0</b>	<b>0</b>	<b>0</b>	<b>0</b>	<b>0</b>	<b>0</b>	<b>0</b>	<b>0</b>	<b>1</b>	<b>0</b>

## 69 J'VONNE PARKER



# 24 DAVID PITTMAN

HT: 5-11

WT: 185

COLLEGE: NORTHWESTERN STATE

HS: LUTCHER (GRAMERCY, LA)

BORN: 10/14/83, GRAMERCY, LA

JOINED RAVENS: DRAFT 3 (87TH), 2006

**GAMES PLAYED/STARTED:** (2006, 0/0); (2007, 8/1) **Total 8/1**

**TRANSACTIONS:** David Pittman was selected 87th overall in the 3rd round of the 2006 NFL Draft...The pick was acquired in a draft-trade with the Giants...Ravens traded their 44th-overall selection for the Giants' 56th- and 87th-overall picks.

**PRO:** Stepped into a bigger role in the defensive backfield and on special teams in his 2nd season...Speedy and fluid athlete with good instincts who finished 2007 with 10 tackles (8 solo), 4 PD and 2 INTs...**Started his 1st-career game** and led the DBs with a **career-high 7 tackles (6 solo)**, **3 PD** and his **1st-career INT (ended the game with a career-best 2 picks)** in the 27-21 win in the 2007 season finale.

**2007:** Played in 8 games, including 1 start (the 1st start of his career) and finished the year with 10 tackles (8 solo), 4 PD and 2 INTs (returned for 21 yards)...**2007 SEASON HIGHLIGHTS:** **Started his 1st-career game** and led the DBs with a **career-high 7 tackles (6 solo)**, **3 PD** and his **1st-career INT (ended the game with a career-best 2 picks)** in the 27-21 win in the **season finale vs. Pit. (12/30)**...Saw action from scrimmage, and had 1 tackle in **game 15 at Sea. (12/23)**...Subbed and had 2 tackles and 1 PD in **game 13 vs. Ind. (12/9)**...Saw action, but did not record a tackle in **game 10 vs. Cle. (11/18)**...Saw action on special teams, but did not record a tackle in the 26-23 win in **game 3 vs. Ari. (9/23)**...Saw action on special teams, but did not record a tackle in **game 1 at Cin. (9/10)**.

**2006:** Was a game day inactive for all 16 regular season games and the team's postseason contest as a rookie.

**COLLEGE:** Pittman was a 4-year starter as a cover corner for Northwestern State, helping the Demons to a 28-19 overall record, 2 I-AA playoff berths and the 2004 Southland Conference championship...Had 4 defensive TDs (3 INT returns and 1 blocked FGA return) and also blocked 2 kicks in his college career...He played in 43 career games, tallying 147 total tackles (108 solo), 11 INTs, 26 PD, 2 FFs and 2 FRs...**Named 1st-team I-AA All-American** by the Sports XChange...A **Sports**

**Network** preseason All-America honoree...Was an **All-Southland Conference 1st-team** and **All-Louisiana 1st-team selection**...Pittman shut down some of the top wideouts in I-AA, including 2 preseason All-Americans...Was an **All-Southland Conference 1st-team selection** as a junior in 2004...Named All-Louisiana 2nd-team...All-SLC 2nd-team as a sophomore...Led the Demons with 4 INTs, returning them for 118 yards, including a 69-yard TD on the final play of the 1st half against Southeastern Louisiana...The pick was 1 of a Division I-AA-record 4 INT returns for TDs by the Demons against SLU in an 87-27 blowout...Pittman later scored another TD on a 62-yard return of a blocked 3rd-quarter FGA...Earned SLC Defensive Player of the Week honors for his performance...Had a 41-yard INT return for a TD and 6 PD in his rookie campaign...His TD came against SW Texas to open a 23-7 lead in a 40-27 win...Redshirted as a freshman in 2001...**Was the only Division I-AA DB to receive an invitation to the Senior Bowl**...Earned his business administration degree.

**PERSONAL:** Pittman was an All-District selection at Lutchter (LA) HS...David has 4 cousins who have played college sports: current LSU DE Kirston Pittman, former Florida DT Thomas Pittman, former Southern Mississippi WR Kenneth Johnson and former Southern baseball player Damian Ursine...DT Thomas Pittman played in the NFL for the Cleveland Browns (2003), while WR Kenneth Johnson played for the Bossier/Shreveport Battlewings in the Arena Football League... Pittman was a 2-sport star at Northwestern State, competing in track and field from 2002-04...Pittman was a personal shopper at the 2nd Annual Holiday Helpers event where teammates Derrick Mason, Samari Rolle and Kyle Boller provided \$150 gift certificates and helped underprivileged children in the Baltimore area shop for holiday gifts in Dec. 2006...David also helped serve Thanksgiving meals to homeless men at Bart Scott's Thanksgiving event at the Helping Up Mission in Nov. 2006 and '07...Was active with Living Classrooms, visiting students in the program...Participated in teammate Ed Reed's shopping event at a Baltimore Wal-Mart, providing \$80 gift certificates to 100 students from

# 24 DAVID PITTMAN

Booker T. Washington school for the holiday season in Dec. 2007...Attended the Abilities Network Fundraiser in Nov. 2007...The Abilities Network raises money and awareness for children with neurological diseases...Also in Nov. 2007, Pittman visited students at the Maryland School for the Blind with teammates Edgar Jones and Ronnie Prude: Players answered questions and presented game-day football items to students (helping them touch and hold each item)...David participated in the Baltimore Spelling Bee in March 2008...The Bee was hosted by Ravens' TE Daniel Wilcox and the Empowerment M.I.N.D.S. foundation...Full name: David Earl Pittman.

### 2007

#### Game-by-Game Tackles

#### Ravens

Date/Opp.	TT	Solo	AS	Sacks	FF	FR	INTs	PD
9/10 @ Cin.	0	0	0	0-0	0	0	0-0	0
9/16 vs. NYJ	INACTIVE							
9/23 vs. Ari.	SAW ACTION ON SPECIAL TEAMS							
9/30 @ Cle.	SAW ACTION ON SPECIAL TEAMS							
10/7 @ SF	INACTIVE							
10/14 vs. STL	INACTIVE							
10/21 @ Buf.	INACTIVE							
11/5 @ Pit.	0	0	0	0-0	0	0	0-0	0
11/11 vs. Cin.	INACTIVE - HEAD							
11/18 vs. Cle.	SAW ACTION ON SPECIAL TEAMS							
11/25 @ SD	DID NOT PLAY							
12/3 vs. NE	DID NOT PLAY							
12/9 vs. Ind.	2	2	0	0-0	0	0	0-0	1
12/16 @ Mia.	DID NOT PLAY							
12/23 @ Sea.	1	0	1	0-0	0	0	0-0	0
12/30 vs. Pit.	7	6	1	2-21	0	0	0-0	3
<b>Totals</b>	<b>10</b>	<b>8</b>	<b>2</b>	<b>2-21</b>	<b>0</b>	<b>0</b>	<b>0-0</b>	<b>4</b>

## REGULAR SEASON

Year	Team	TACKLES						INTERCEPTIONS					FUMBLES				
		GP	GS	TT	Solo	Asst	SK	Yards	No	Yds	Lg	TDs	PD	FF	FR	Yds	
2006	Baltimore	0	0	0	0	0	0	0	0	0	0	0	0	0	0	0	0
2007	Baltimore	8	1	10	8	2	0	0	2	21	29	0	4	0	0	0	0
<b>Totals</b>		<b>8</b>	<b>1</b>	<b>10</b>	<b>8</b>	<b>2</b>	<b>0</b>	<b>0</b>	<b>2</b>	<b>21</b>	<b>29</b>	<b>0</b>	<b>4</b>	<b>0</b>	<b>0</b>	<b>0</b>	<b>0</b>

### CAREER SINGLE-GAME HIGHS (regular season)

#### Total Tackles:

7 (12/30/07 vs. Pit.)

#### Sacks:

None

#### Forced Fumbles:

None

#### Passes Defensed:

3 (12/30/07 vs. Pit.)

#### Solo Tackles:

6 (12/30/07 vs. Pit.)

#### INTs:

2 (12/30/07 vs. Pit.)

#### Fumble Recoveries:

None

# 24 DAVID PITTMAN

## RAVENS EXECUTIVES SERVING ON CHARITY BOARDS

### RAVENS STAFF

Kenny Abrams	Director of Community Relations
Steve Bisciotti	Owner
O.J. Brigrance	Director of Player Development
Ed Burchell	V.P. of Regional Partnerships & Sales
Mark Burdett	V.P. of Corp. Sales & Bus. Development
Kevin Byrne	Sr. V.P. of Public & Community Relations
Dick Cass	President

Dana Cline	Payables Manager
Eric DeCosta	Director of College Scouting
Bob Eller	V.P. of Operations
George Kokinis	Director of Pro Personnel
Baker Koppelman	V.P. of Ticket Sales & Operations


Melanie LeGrande	Community Relations Manager
Pat Moriarty	V.P. of Football Administration
Marisol Renner	Public Relations Manager
Kevin Rochlitz	V.P. of National Partnerships & Sales

Rex Ryan	Asst. Head Coach/Defensive Coordinator
----------	--

### ORGANIZATION

Sandtown Habitat for Humanity  
 Catholic Charities; Mother Seton Academy  
 Aunt Hattie's Place  
 Stella Maris; Better Business Bureau; Boy Scouts of America  
 University of Maryland Smith Business School  
 Goodwill Industries of the Chesapeake  
 Greater Baltimore Committee; Kennedy Krieger Inst.;  
 Maryland Science Center; Baltimore Comm. Found.;  
 Central Maryland Transportation Alliance  
 Paul's Place Outreach Center  
 Boys & Girls Club; Cystic Fibrosis; Orphaned Starfish  
 St. Vincent's Center  
 Carmine, Frank, Mangini Foundation  
 Michael A. Fiorelli Foundation; St. Paul's School Alumni  
 Executive Director of Ravens All Comm. Team Foun.  
 American Red Cross of Central Maryland  
 Special Olympics Maryland  
 Union Memorial Hospital Foundation; Matt Katula Foundation  
 Special Olympics Maryland Honorary Board





# 27 Cornerback — 3 Seasons

## RONNIE PRUDE

HT: 5-11

WT: 180

COLLEGE: LOUISIANA STATE

HS: FAIR PARK (SHREVEPORT, LA)

BORN: 6/4/82, SHREVEPORT, LA

JOINED RAVENS: ROOKIE FREE AGENT, 2006

**GAMES PLAYED/STARTED:** (2006, 15/0); (2007, 15/0) **Total 30/0**

**TRANSACTIONS:** Ronnie Prude signed with the Ravens as a rookie free agent on 5/12/06.

**PRO:** Experienced, athletic and smart player who adds depth to the defensive backfield...Enters 2008 having played in 30 games over his 1st 2 seasons, posting 10 tackles (all solo), 8 PD and 2 INTs, including 1 returned for a TD (as a rookie in 2006)...Also has 12-career special teams tackles in his career.

**2007:** Played in 15 games, posting 6 tackles from scrimmage, 3 PD and 8 solo special teams tackles...**2007 SEASON HIGHLIGHTS:** Saw action from scrimmage and on special teams (recorded a solo special teams stop) in **game 14 at Mia. (12/16)**...Saw action from scrimmage and on special teams (1 solo tackle) in **game 11 at SD (11/25)**...Posted 1 PD and 1 solo special teams tackle in **game 10 vs. Cle. (11/18)**...Saw action from scrimmage and posted a **career-high 4 tackles** (all solo) and a PD and added a special teams tackle in **game 9 vs. Cin. (11/11)**...Posted 2 solo special teams tackles in the 22-3 win in **game 6 vs. STL (10/14)**...Saw action from scrimmage (recorded 2 solo tackles, including 1 TFL) and 1 solo special teams tackle in the 26-23 win in **game 3 vs. Ari. (9/23)**.

**2006:** Saw action in 15 games after making the team as a rookie free agent...Recorded 4 tackles, 5 PD and 2 INTs (one of which he returned for a TD) from scrimmage...Also netted 6 special teams tackles...**2006 SEASON HIGHLIGHTS:** Saw action from scrimmage, posting a PD in the 31-7 win in **game 15 at Pit. (12/24)**...Posted 2 solo tackles (**1st tackle of his career**) and 1 PD on 4th down to stop a Cincinnati drive with 1 minute remaining in the game in the 26-20 win **vs. Cin. (11/5)**...Saw action from scrimmage and had 2 PD and 1 INT, which he returned for his **1st-career TD** (12 yards) in the 35-22 victory in **game 7 at NO (10/29)**...**Along with teammate S Dawan Landry, the duo became the 1st pair of rookie teammates to return INTs for a TD in the same game since 1964** (when Houston's Pete Jaquess and Benny Nelson did it against Oakland on 9/19/64)...Downed a crucial punt on the 2-yard line (against the Saints), which resulted in an INT for a TD 1 play later...Prude also had 1 special teams tackle...Played on special teams,

recording 1 tackle in **game 6 vs. Car. (10/15)**...Recorded his **1st-career INT**, which he returned 54 yards to seal the 28-6 victory in **game 2 vs. Oak. (9/17)**...Prude also had 1 solo ST tackle against the Raiders.

**COLLEGE:** Prude finished his career with 52 games, starting 21, including all 13 games as a senior in 2005...Finished his career with 114 tackles (6.5 TFL) and 3 INTs...Saw action as a part-time starter in 2003 and 2004...Started a career-high 13 games in 2005...Led team and ranked among the SEC leaders with 11 PD as a senior...Finished with 54 tackles, 41 solo... Intercepted a pass in a win over Mississippi State...Had 2 tackles and single-game career-high 4 PD in win over Vanderbilt...Posted 6 tackles and 1 sack (-3 yards) against Arkansas...Played in all 14 games with 5 starts as a sophomore in 2003...Recorded 23 tackles and broke up 8 passes...In 2002, played in all 13 games with no starts as a freshman...Had 9 tackles, all on special teams...Sat out the 2001 season while gaining academic eligibility...Prude earned his degree in communications in Aug. 2005 to earn an extra year of eligibility lost when he didn't qualify academically as an incoming freshman...Aspires to be a sports broadcaster.

**PERSONAL:** Prepped at Fair Park (Shreveport, LA) HS...Passed for 1,412 yards and 10 TDs and rushed for another 917 yards and 9 TDs as a QB his senior season...For his career, threw for 3,637 yards and 36 TDs and rushed for 1,958 yards and 24 TDs...Named to the *Baton Rouge Advocate's* Super Dozen, the *Shreveport Times* Top 20 and the *New Orleans Times-Picayune's* Top 16 Blue Chip list for Louisiana...Named 1st-team 1-5A All-District and 1st-team All-City...**Cousin is former Minnesota Vikings standout WR Anthony Carter**...In Nov. 2006, Ronnie helped serve Thanksgiving meals to homeless men at Bart Scott's Thanksgiving event at the Helping Up Mission...Also visited the Caring Hands Adult Medical Day Care...Prude spoke to 5th grade students at a Bellows Elementary Career Day in May 2007...In Nov. 2007, Ronnie visited students at the Maryland School for the Blind with teammates Edgar Jones and David Pittman: Players answered questions and presented game-day football items to students (helping them touch and hold each item)...Ronnie also participated in the United Way Extreme Makeover

## 27 RONNIE PRUDE

Challenge, teaming with Baltimore-area businesses to make over 6 classrooms in a local YMCA childcare facility in Sep. 2007...Was a guest judge at the Baltimore Spelling Bee in March 2008, hosted by teammate Daniel Wilcox and the

Empowerment M.I.N.D.S. Foundation...Along with teammate Dawan Landry, Prude taught a 7th grade English class at Arundel Middle School in April 2008 as a part of Teach for America week...Full name: Ronnie Edward Prude, Jr.

### 2007

#### Game-by-Game Tackles

#### Ravens

Date/Opp.	TT	Solo	AS	Sacks	FF	FR	INTs	PD
9/10 @ Cin.	INACTIVE							
9/16 vs. NYJ	SAW ACTION ON SPECIAL TEAMS							
9/23 vs. Ari.	2	2	0	0-0	0	0	0-0	0
9/30 @ Cle.	SAW ACTION ON SPECIAL TEAMS							
10/7 @ SF	SAW ACTION ON SPECIAL TEAMS							
10/14 vs. STL	0	0	0	0-0	0	0	0-0	0
10/21 @ Buf.	SAW ACTION ON SPECIAL TEAMS							
11/5 @ Pit.	0	0	0	0-0	0	0	0-0	0
11/11 vs. Cin.	4	4	0	0-0	0	0	0-0	1
11/18 vs. Cle.	0	0	0	0-0	0	0	0-0	1
11/25 @ SD	0	0	0	0-0	0	0	0-0	0
12/3 vs. NE	0	0	0	0-0	0	0	0-0	0
12/9 vs. Ind.	0	0	0	0-0	0	0	0-0	1
12/16 @ Mia.	0	0	0	0-0	0	0	0-0	0
12/23 @ Sea.	0	0	0	0-0	0	0	0-0	0
12/30 vs. Pit.	0	0	0	0-0	0	0	0-0	0
<b>Totals</b>	<b>6</b>	<b>6</b>	<b>0</b>	<b>0-0</b>	<b>0</b>	<b>0</b>	<b>0-0</b>	<b>3</b>

### 2006

#### Game-by-Game Tackles

#### Ravens

Date/Opp.	TT	Solo	AS	Sacks	FF	FR	INTs	PD
9/10 @ TB	SAW ACTION ON SPECIAL TEAMS							
9/17 vs. Oak.	0	0	0	0-0	0	0	1-54	1
9/24 @ Cle.	SAW ACTION ON SPECIAL TEAMS							
10/1 vs. SD	SAW ACTION ON SPECIAL TEAMS							
10/9 @ Den.	SAW ACTION ON SPECIAL TEAMS							
10/15 vs. Car.	SAW ACTION ON SPECIAL TEAMS							
10/29 @ NO	0	0	0	0-0	0	0	1-12t	2
11/5 vs. Cin.	2	2	0	0-0	0	0	0-0	1
11/12 @ Ten.	1	1	0	0-0	0	0	0-0	0
11/19 vs. Atl.	0	0	0	0-0	0	0	0-0	0
11/26 vs. Pit.	0	0	0	0-0	0	0	0-0	0
11/30 @ Cin.	SAW ACTION ON SPECIAL TEAMS							
12/10 @ KC	DID NOT PLAY							
12/17 vs. Cle.	1	1	0	0-0	0	0	0-0	0
12/24 @ Pit.	0	0	0	0-0	0	0	0-0	1
12/31 vs. Buf.	0	0	0	0-0	0	0	0-0	0
<b>Totals</b>	<b>4</b>	<b>4</b>	<b>0</b>	<b>0-0</b>	<b>0</b>	<b>0</b>	<b>2-66</b>	<b>5</b>
<b>Playoffs</b>								
1/13/07 vs. Ind.	DID NOT PLAY							
<b>Totals</b>	<b>0</b>	<b>0</b>	<b>0</b>	<b>0-0</b>	<b>0</b>	<b>0</b>	<b>0</b>	<b>0</b>

## 27 RONNIE PRUDE

### REGULAR SEASON

Year	Team	GP	GS	TACKLES				Yards	INTERCEPTIONS				FUMBLES			
				TT	Solo	Asst	SK		No	Yds	Lg	TDs	PD	FF	FR	Yds
2006	Baltimore	15	0	4	4	0	0	0	2	66	54	1	5	0	0	0
2007	Baltimore	15	0	6	6	0	0	0	0	0	0	0	3	0	0	0
<b>Totals</b>		<b>30</b>	<b>0</b>	<b>10</b>	<b>10</b>	<b>0</b>	<b>0</b>	<b>0</b>	<b>2</b>	<b>66</b>	<b>54</b>	<b>1</b>	<b>8</b>	<b>0</b>	<b>0</b>	<b>0</b>

**SPECIAL TEAMS TACKLES (12):** 2006 (6); 2007 (6)

### CAREER SINGLE-GAME HIGHS (regular season)

#### Total Tackles:

4 (11/11/07 vs. Cin.)

#### Sacks:

None

#### Forced Fumbles:

None

#### Passes Defensed:

2 (10/29/06 at NO)

#### Solo Tackles:

4 (11/11/07 vs. Cin.)

#### INTs:

1 2 times (last: 10/29/06 at NO)

#### Fumble Recoveries:

None

## 27 RONNIE PRUDE

### DID YOU KNOW?

In the Ravens' 35-22 victory in New Orleans (10/29/06), CB Ronnie Prude and teammate S Dawan Landry became the 1st pair of rookie teammates to return INTs for a TD in the same game since 1964 when Houston's Pete Jaquess and Benny Nelson did it against Oakland on 9/19/64. It was a



# 90

## TREVOR PRYCE

HT: 6-5

WT: 290

COLLEGE: CLEMSON

HS: LAKE HOWELL (WINTER PARK, FL)

BORN: 8/3/75, BROOKLYN, NY

JOINED RAVENS: FREE AGENT, 2006

**GAMES PLAYED/STARTED:** (1997, 8/3); (1998, 16/15); (1999, 15/15); (2000, 16/16); (2001, 16/16); (2002, 16/16); (2003, 16/16); (2004, 2/1); (2005, 16/16); (2006, 16/16); (2007, 5/2) **Total 142/132**

**Playoffs:** (1997, 4/0); (1998, 3/2); (2000, 1/1); (2003, 1/1); (2004, 0/0); (2005, 2/2); (2006, 1/1) **Total 12/7**

**TRANSACTIONS:** Signed with the Ravens as a free agent on 3/14/06...Originally drafted by the Broncos in the 1st round (28th overall) of the 1997 draft.

**PRO: Four-time Pro Bowl** and **2-time All-Pro** selection and a consistent force along the defensive line, playing both DT and DE...Pryce enters 2008 with 483 tackles (369 solo), 79 sacks (-537.5 yards), 13 FF, 9 PD, 4 FRs (1 returned for a TD) and 2 INTs...Earned *Sports Illustrated All-Pro honors* and was named to *USA Today's All-Joe Team* (players who are critical to their team, but not Pro Bowlers) in his 1st season with Baltimore in 2006...Started all 16 games, posting a **career-high 73 tackles** (49 solo) and led the team with a **career-high 13 sacks** (3rd-highest single-season total in Ravens history) for -113.5 yards...In 2002, was voted to his **4th consecutive Pro Bowl** as a starter...**Voted to his 3rd consecutive Pro Bowl** as a starter in 2001 and earned **2nd-team All-NFL** honors from the *Associated Press* and *College & Pro Football Newsweek* and **All-AFC honors** from *Football News*...In 2000, Pryce was **voted to his 2nd straight Pro Bowl** as a starter and earned **2nd-team All Pro** honors from *College & Pro Football Newsweek* and **All-AFC** nods from *Pro Football Weekly* and *Football News*...Started at RDT for the Broncos in all 16 regular season games and posted a team-leading 12 sacks (-76.5 yards) as well 1 FR (at Oak. 9/17) that he returned 28 yards for his **1st-career TD**...Pryce ranked 5th in the AFC (T-9th in NFL) and was No. 1 among DTs (No. 3 in NFL) in sacks...Earned his **1st Pro Bowl as a starter** and named **1st-team All-NFL** by the *Associated Press*, *Sports Illustrated* and *College & Pro Football Newsweek*; **2nd-team All-NFL** by *Football Digest* and **All-AFC** by *Pro Football Weekly* in 1999...Ranked 8th on the Broncos with 50 tackles (36 solo), including a

team-leading and **career-high 13 sacks** (-75 yards)...Ranked 2nd in the AFC (5th in NFL) in sacks and posted more than any other DT in the league.

**2007: (with Baltimore)** Played in 5 games, starting 2 (missed games 3-7 with a broken wrist and 11-16 with a pectoral injury)...Posted 19 tackles (10 solo) and 2 sacks (-8 yards) before being placed on Injured Reserve with a pectoral injury on 11/21...**2007 SEASON HIGHLIGHTS:** Saw action off the bench, netting 3 tackles and tying for the team lead with 3 QB hits in **game 10 vs. Cle. (11/18)**...Subbed and posted 6 tackles, 4 QB hits and a sack (-6 yards) in **game 9 vs. Cin. (11/11)**...Saw his 1st action in 5 weeks (wrist), producing 2 tackles and 3 QB hits in **game 8 at Pit. (11/5)**...Was a game-day inactive (wrist) in **games 3-7**...Subbed and helped hold the Jets to 2.6 yards per rush, posting 4 tackles (3 solo) and a sack (-2 yards) before leaving the game with an injury (wrist) in the 20-13 win in **game 2 vs. NYJ (9/16)**...Recorded 4 tackles in **game 1 at Cin. (9/10)**.

**2006: (with Baltimore)** Earned *Sports Illustrated All-Pro honors* and was named to *USA Today's All-Joe Team* (players who are crucial to their team, but not Pro Bowlers)...Started all 16 games, posting a **career-high 73 tackles** (49 solo) and led the team with a **career-high 13 sacks** (3rd-highest single-season total in team history) for -113.5 yards; also produced 3 PD, 2 FFs and a blocked FGA...Pryce led the team with 73 QB hits in 2006, with the next ranked player, Terrell Suggs, at 45...Also saw action in the Ravens' postseason contest, posting 2 tackles and 5 QB hits against the Colts...**2006 SEASON HIGHLIGHTS:** Tied for the D-line lead (Kelly Gregg) with 5 tackles, including 2 sacks (-17 yards), 1 FF and had 6 QB hits in the 27-17 win in **game 14 vs. Cle. (12/17)**...Supplied a dominating performance, leading the DL with a **career-high 10 tackles** (7 solo), 1.5 sacks (-14 yards) and 5 QB hits in the 20-10 victory in **game 13 at KC (12/10)**...Continued a torrid month, applying constant pressure on Steelers QB Ben Roethlisberger, posting 5 tackles and 2 sacks (part of the Ravens' record-tying 9 sacks) and a team-high 6 QB hits in the 27-0 win in

## 90 TREVOR PRYCE

**game 11 vs. Pit. (11/26)**...Posted 5 tackles (4 solo) and 2 sacks (-23 yards) and 4 QB hits, helping to hold the NFL's No. 1-rated rushing attack to its lowest total all season (104 yards) in the 24-10 win in **game 10 vs. Atl. (11/19)**...Netted 3 tackles, 4 QB hits, 1 PD and blocked a Tennessee game-winning FG attempt (earning *AFC Special Teams Player of the Week* honors) in the 27-26 victory in **game 9 at Ten. (11/12)**...Tied for the DL lead with 8 tackles (5 solo) and 3 QB hits in the 16-13 win in **game 4 vs. SD (10/1)**...Pressured QB Charlie Frye all game, leading the D-line with 7 tackles (5 solo), 6 QB hits and had 1.5 sacks (-12.5 yards), to help the Ravens' defense hold the Browns to just 38 yards rushing in the 15-14 victory in **game 3 at Cle. (9/24)**.

**2005: (with Denver)** Started all 16 games and made 41 tackles (35 solo), a share of the team lead with 4 sacks (-22 yards), contributing to the league's 2nd-best rush defense; also had 1 PD and blocked a 38-yard FGA against Washington...**2005 SEASON HIGHLIGHTS:** Made 2 solo tackles, including a 5-yard sack of Drew Brees in the **season finale at SD (12/31)**...Recorded 4 tackles (3 solo), including a sack (-3 yards) on Thanksgiving in **game 11 at Dal. (11/24)**...DL limited the Jets to 13 offensive plays in the 1st half, including just 2 in the 2nd quarter and contributed to the Broncos' 1st shutout since 11/9/97 in **game 10 vs. NYJ (11/20)**...Also contributed to limiting the Jets to 22 rushing yards, including holding Curtis Martin to 7 rushing yards...Led the DL with 6 solo tackles, including a sack (-11 yards) and a FF when he came around the end and swatted the ball out of Kerry Collins' grasp, but the Raiders recovered it in **game 9 at Oak. (11/13)**...Contributed 2 solo tackles and blocked a 38-yard FGA in **game 5 vs. Was. (10/9)**.

**2004: (with Denver)** Saw action in just 2 games (starting 1) due to a lower back injury...After starting the season opener, Pryce missed 14 consecutive games recovering from surgery (9/22) to relieve a herniated disc in his lower back...Posted 2 solo tackles and a PD in limited action...**2004 SEASON HIGHLIGHTS:** Returned to the field for the 1st time in over 3 months in **game 16 vs. Ind. (1/2/05)** and made 1 tackle while playing mostly at DT...Pryce, who made 1 tackle in the 1st quarter against the Colts, was forced out of the game in the 2nd half with lower back pain...Recorded a start at RDT in the Broncos' **season opener vs. KC (9/12)**, moving inside to replace Luther Elliss, who was inactive with a right shoulder injury...Despite missing parts of the game against the Chiefs with back pain, he totaled 1 tackle and a PD...Pryce missed the Broncos' next 14 games while recovering from surgery of his herniated disc...When he missed Denver's game at Jax. (9/19), it marked the 1st game

missed since 12/25/99, when he did not play at Detroit.

**2003: (with Denver)** Started all 16 regular season games and recorded 51 tackles (41 solo) with 8.5 sacks (-58.5 yards), 2 FFs and 1 FR...Was voted defensive captain by his teammates...**2003 SEASON HIGHLIGHTS:** Pryce recorded 3 tackles, including 1.5 sacks (-5.5 yards) and had 1 FR on special teams after LB Jashon Sykes blocked punter Hunter Smith's punt in **game 15 at Ind. (12/21)**...**Played his 100<sup>th</sup>-career** game and registered 3 tackles (2 solo) in **game 13 vs. KC (12/7)**...Netted 6 solo tackles, including 2 sacks (-15 yards), and 1 FF in **game 11 vs. Chi. (11/23)**, to post his 2nd multiple sack game of the season...Recorded a season-high 7 tackles (6 solo) in **game 8 at Bal. (10/26)**...Led a dominant Denver defense by recording 3 tackles, including 2 sacks (-17 yards) in **game 6 vs. Pit. (10/12)**...With the sacks, he moved into 6th place on the Broncos' all-time sack list, surpassing Paul Smith (55).

**2002: (with Denver)** *Voted to his 4th-consecutive Pro Bowl* as a starter, as he started all 16 games at left DE and posted 61 tackles (51 solo), including a team-leading 9 sacks (-68 yards), which tied for 7th in the AFC, as well as 1 PD, 1 FF and 1 FR...Pryce had 1 sack in each of the Broncos' 1st 3 games and also posted 5.5 QB takedowns in a 5-game stretch midway through the year...**2002 SEASON HIGHLIGHTS:** Blocked a Steve Christie FGA in overtime that was recovered by Deltha O'Neal (2nd FG block of his career) in **game 12 at SD (12/1)**...Posted 5 tackles, including 3 solo and 1.5 sacks (-9 yards) in **game 10 at Sea. (11/17)**...Recorded a season-high 7 tackles, including 6 solo and 1 sack (-9 yards) of Jay Fiedler on which he forced 1 fumble and recovered it to set up a FG in **game 6 vs. Mia. (10/13)**...In Denver's **game 3 vs. Buf. (9/22)**, Pryce's tackle was a sack of Drew Bledsoe for a 9-yard loss...Sacked QB Jeff Garcia (-8-yards) to pass Tom Jackson (44) for 7th on the Broncos' all-time sacks list in **game 2 at SF (9/15)**.

**2001: (with Denver)** *Voted to his 3rd-consecutive Pro Bowl* as a starter and earned *2nd-team All-NFL* honors from the *Associated Press* and *College & Pro Football Newsweekly*, and *All-AFC* honors from *Football News*...Started all 16 games at RDT and posted 55 tackles (42 solo), including a tie for the team lead with 7 sacks (-50 yards) while also adding 3 PD and 2 FFs...**2001 SEASON HIGHLIGHTS:** Recorded his 7th sack of the season, dropping QB Trent Green for a 3-yard loss among his 5 tackles in **game 13 at KC (12/16)**...Recorded 5 tackles (4 solo), including a FF and 1 sack in **game 13 vs. Sea. (12/9)**...Netted 4 tackles and had a FF, which led to a Broncos' FG in **game 6 at Oak. (11/5)**...Posted his 4th sack of the sea-



## 90 TREVOR PRYCE

son (-6 yards) in his 4-tackle performance in **game 5 vs. NE (10/28)**.

**2000:** (with Denver) *Voted to his 2nd-consecutive Pro Bowl* as a starter and earned *2nd-team All-Pro* honors from *College & Pro Football News-weekly* and *All-AFC* nods from *Pro Football Weekly* and *Football News*...Started at RDT for the Broncos in all 16 regular season games and posted 44 tackles (36 solo), including a team-leading 12 sacks (-76.5 yards) as well as 2 FFs and 1 FR (at Oak. 9/17) that he returned 28 yards for his *1st-career TD*...Pryce ranked 5th in the AFC (T-9th in NFL) and was No. 1 among DTs (No. 3 in NFL) in sacks...**2000 SEASON HIGHLIGHTS:** Started at RDT tackle, and posted a *career post-season-high 7 solo tackles* and 1 PD in the **AFC Wild Card Game at Bal. (12/31)**...*Tied his career high with 3 sacks* (-17 yards) in **game 6 at SD (10/8)**...Sacked Chris Chandler (-8 yards) and posted 1 FF on the play before sharing a 7-yard sack of Chandler with Harald Hasselbach in **game 2 vs. Atl. (9/10)**.

**1999:** (with Denver) *Earned his 1st Pro Bowl* as a starter and named *1st-team All-NFL* by the *Associated Press*, *Sports Illustrated* and *College & Pro Football Newsweekly*; *2nd-team All-NFL* by *Football Digest* and *All-AFC* by *Pro Football Weekly*...Started at RDT in 15 games and ranked 8th on the Broncos (tops on the DL) with 50 tackles (36 solo), including a team-leading and *career-high 13 sacks* (-75 yards), as well as 1 INT, 3 FFs and 1 FR...Ranked 2nd in the AFC (5th in NFL) in sacks and posted more than any other DT in the league...His 13 sacks tied for 5th on Denver's all-time single-season list and were the most by a Bronco since Alfred Williams notched 13 in 1996...**1999 SEASON HIGHLIGHTS:** Tied his *single-game career high with 3 sacks* (-11 yards) in **game 13 at Jax. (12/13)**...Turned in perhaps the most important play of the game in Denver's 27-21 OT win in **game 11 vs. Oak. (11/22)**, when he stripped the ball from Raiders QB Rich Gannon on a sack in OT and recovered the fumble to give Denver possession at Oakland's 24-yard line to set up a game-winning score...Established a career high with 3 sacks in **game 3 at TB (9/26)**...It marked the 1st time since 10/6/97 (Maa Tanuvasa) that a Bronco registered 3 sacks in 1 game...Pulled in his 2nd-career INT in **game 2 at KC (9/19)**, as he snagged the ball out of the air after Elvis Grbac was hit by Neil Smith while trying to throw.

**1998:** (with Denver) Started at RDT in 15 of 16 regular season games and ranked 7th on the team (No. 1 on the DL) with 59 tackles (48 solo), including a then-career high 8.5 sacks (-56.5 yds) to tie for the team lead and tie for 10th in the AFC...**1998 SEASON HIGHLIGHTS:** Started and posted 1 solo tackle and added 1

assisted tackle in the Broncos' 34-19 win in Super Bowl XXXIII vs. **Atl. (1/31)**, as Denver repeated as Super Bowl champions...Recorded his *1st-career INT* in **game 4 at Was. (9/27)**, picking off a QB Trent Green pass in Broncos territory to stop a Redskins' drive just before halftime...*Blocked his 1st-career FG*, which came early in the 2nd quarter of the **season opener vs. NE (9/7)** when he penetrated the Patriots' line to stop a 37-yard FGA by Adam Vinatieri, making the recovery as well, to set up Denver for a drive that would result in a TD.

**1997:** (with Denver) Played the final 8 games of the regular season as a rookie and started 3 at RDT in place of Maa Tanuvasa (ankle)...Finished his 1st NFL season with 28 tackles (20 solo), including 2 sacks (-9.5 yards)...**1997 SEASON HIGHLIGHTS:** Assisted tackle in the **AFC Championship game at Pit. (1/11)**...He made his *1st-career start* and netted 3 solo tackles in **game 13 at SD (11/30)**...Saw his 1st-NFL action and made 2 tackles, including a half-sack (-.5 yards) in **game 9 vs. Sea. (11/2)**.

**COLLEGE:** Pryce played 1 season (1996) at DE for Clemson University...Started all 11 games and earned 1st-team All-Atlantic Coast Conference honors...Transferred from the University of Michigan, where he played LB from 1993-94 (20 games in 8 starts)...He sat out the 1995 season due to NCAA transfer rules...Pryce finished his collegiate career with 118 tackles (72 solo), including 11.5 sacks (-105 yards) and 24 TFL (-127 yards), as well as 31 QB pressures, 3 FFs, 3 FRs and 2 PD...Was a communications major in college.

**PERSONAL:** Was a consensus All-American and the top-rated defensive line prospect in the country by *The Sporting News* at Lake Howell (Winter Park, FL) HS...Earned All-Central Florida, All-Conference and All-District accolades while also excelling in track, finishing 2nd in the district finals in the 110-meter high hurdles (15.0)...Pryce owns a record label called Outlook Music Co., which was formed in 1998 and has signed such acts as Roman Candle and Daphne Loves Derby...Pryce's label also includes an electro-pop band called 33Hz whose album debuted in April of 2005 and drew rave reviews from VH1...The 1st release on the label, by the group Roman Candle, is called *Says Pop* and was issued in the spring of 2002...Website is: [outlookmusic.com](http://outlookmusic.com)...Pryce is an accomplished DJ who released The Turntable Club, an album that features him playing guitar, keyboard, drums and bass...Has a music studio in the basement of his home in Colorado...Trevor has 2 daughters, Khary (9) and Kamryn (6)...Full name: Trevor Wesley Pryce II.

# 90 TREVOR PRYCE

2007

**Game-by-Game Tackles**

**Ravens**

Date/Opp.	TT	Solo	AS	Sacks	FF	FR	INTs	PD
9/10 @ Cin.	4	2	2	0-0	0	0	0-0	0
9/16 vs. NYJ	4	3	1	1-2	0	0	0-0	0
9/23 vs. Ari.				INACTIVE - WRIST				
9/30 @ Cle.				INACTIVE - WRIST				
10/7 @ SF				INACTIVE - WRIST				
10/14 vs. STL				INACTIVE - WRIST				
10/21 @ Buf.				INACTIVE - WRIST				
11/5 @ Pit.	2	0	2	0-0	0	0	0-0	0
11/11 vs. Cin.	6	3	3	1-6	0	0	0-0	0
11/18 vs. Cle.	3	1	2	0-0	0	0	0-0	0
11/25 @ SD				INJURED RESERVE - PECTORAL				
12/3 vs. NE				INJURED RESERVE - PECTORAL				
12/9 vs. Ind.				INJURED RESERVE - PECTORAL				
12/16 @ Mia.				INJURED RESERVE - PECTORAL				
12/23 @ Sea.				INJURED RESERVE - PECTORAL				
12/30 vs. Pit.				INJURED RESERVE - PECTORAL				
<b>Totals</b>	<b>19</b>	<b>9</b>	<b>10</b>	<b>2-8</b>	<b>0</b>	<b>0</b>	<b>0-0</b>	<b>0</b>

2005

**Game-by-Game Tackles**

**Broncos**

Date/Opp.	TT	Solo	AS	Sacks	FF	FR	INTs	PD
9/11 @ Mia.	1	1	0	0-0	0	0	0-0	0
9/18 vs. SD	2	1	1	0-0	0	0	0-0	0
9/26 vs. KC	9	7	2	0-0	0	0	0-0	0
10/2 @ Jax.	1	1	0	0-0	0	0	0-0	0
10/9 vs. Was.	2	2	0	0-0	0	0	0-0	0
10/16 vs. NE	1	0	1	0-0	0	0	0-0	0
10/23 @ NYG	2	2	0	0-0	0	0	0-0	0
10/30 vs. Phi.	3	2	1	1-3	0	0	0-0	0
11/13 @ Oak.	6	6	0	1-11	1	0	0-0	0
11/20 vs. NYJ	0	0	0	0-0	0	0	0-0	0
11/24 @ Dal.	4	3	1	1-3	0	0	0-0	0
12/4 @ KC	3	3	0	0-0	0	0	0-0	0
12/11 vs. Bal.	1	1	0	0-0	0	0	0-0	0
12/17 @ Buf.	2	2	0	0-0	0	0	0-0	0
12/24 vs. Oak.	2	2	0	0-0	0	0	0-0	0
12/31 @ SD	2	2	0	1-5	0	0	0-0	0
<b>Totals</b>	<b>41</b>	<b>35</b>	<b>6</b>	<b>4-22</b>	<b>1</b>	<b>0</b>	<b>0-0</b>	<b>0</b>
Playoffs								
1/14/06 vs. NE	1	1	0	0-0	0	0	0-0	0
<b>Totals</b>	<b>1</b>	<b>1</b>	<b>0</b>	<b>0-0</b>	<b>0</b>	<b>0</b>	<b>0-0</b>	<b>0</b>

2003

**Game-by-Game Tackles**

**Broncos**

Date/Opp.	TT	Solo	AS	Sacks	FF	FR	INTs	PD
9/7 @ Cin.	3	3	0	1-6	1	0	0-0	0
9/14 @ SD	2	2	0	0-0	0	0	0-0	0
9/21 vs. Oak.	1	1	0	0-0	0	0	0-0	0
9/28 vs. Det.	5	5	0	1-8	0	0	0-0	0
10/5 @ KC	1	0	1	0-0	0	0	0-0	0
10/12 vs. Pit.	3	3	0	2-17	0	0	0-0	0
10/19 @ Min.	5	4	1	1-7	0	0	0-0	0
10/26 @ Bal.	7	6	1	0-0	0	0	0-0	0
11/3 vs. NE	2	1	1	0-0	0	0	0-0	0
11/16 vs. SD	2	2	0	0-0	0	1	0-0	0
11/23 vs. Chi.	6	6	0	2-15	1	0	0-0	0
11/30 @ Oak.	1	0	1	0-0	0	0	0-0	0
12/7 vs. KC	3	2	1	0-0	0	0	0-0	0
12/14 vs. Cle.	2	1	1	0-0	0	0	0-0	0
12/21 @ Ind.	3	3	0	1.5-5.5	0	0	0-0	0
12/28 @ GB	4	2	2	0-0	0	0	0-0	0
<b>Totals</b>	<b>51</b>	<b>41</b>	<b>10</b>	<b>8.5-58.5</b>	<b>2</b>	<b>1</b>	<b>0-0</b>	<b>0</b>
Playoffs								
1/4/04 @ Ind.	2	2	0	0-0	0	0	0-0	0
<b>Totals</b>	<b>2</b>	<b>2</b>	<b>0</b>	<b>0-0</b>	<b>0</b>	<b>0</b>	<b>0-0</b>	<b>0</b>

2006

**Game-by-Game Tackles**

**Ravens**

Date/Opp.	TT	Solo	AS	Sacks	FF	FR	INTs	PD
9/10 @ TB	2	1	1	0-0	0	0	0-0	1
9/17 vs. Oak.	2	1	1	1-4	0	0	0-0	0
9/24 @ Cle.	7	5	2	1.5-14.5	0	0	0-0	0
10/1 vs. SD	8	5	3	0-0	0	0	0-0	0
10/9 @ Den.	4	3	1	0-0	0	0	0-0	0
10/15 vs. Car.	5	1	4	0-0	0	0	0-0	0
10/29 @ NO	3	2	1	1-11	0	0	0-0	0
11/5 vs. Cin.	3	2	1	1-9	0	0	0-0	1
11/12 @ Ten.	3	2	1	0-0	0	0	0-0	0
11/19 vs. Atl.	5	4	1	2-23	0	0	0-0	0
11/26 vs. Pit.	5	4	1	2-17	1	0	0-0	0
11/30 @ Cin.	5	5	0	0-0	0	0	0-0	0
12/10 @ KC	10	7	3	1.5-14	0	0	0-0	0
12/17 vs. Cle.	5	3	2	2-17	1	0	0-0	0
12/24 @ Pit.	4	2	2	0-0	0	0	0-0	0
12/31 vs. Buf.	2	2	0	1-4	0	0	0-0	1
<b>Totals</b>	<b>73</b>	<b>49</b>	<b>24</b>	<b>13-113.5</b>	<b>2</b>	<b>0</b>	<b>0-0</b>	<b>3</b>
Playoffs								
1/13/07 vs. Ind.	8	3	5	0-0	0	0	0-0	0
<b>Totals</b>	<b>8</b>	<b>3</b>	<b>5</b>	<b>0-0</b>	<b>0</b>	<b>0</b>	<b>0-0</b>	<b>0</b>

2004

**Game-by-Game Tackles**

**Broncos**

Date/Opp.	TT	Solo	AS	Sacks	FF	FR	INTs	PD
9/12 vs. KC	1	1	0	0-0	0-0	0	0-0	1
9/19 @ Jax.				INACTIVE - BACK				
9/26 vs. SD				INACTIVE - BACK				
10/3 @ TB				INACTIVE - BACK				
10/10 vs. Car.				INACTIVE - BACK				
10/17 @ Oak.				INACTIVE - BACK				
10/25 @ Cin.				INACTIVE - BACK				
10/31 vs. Atl.				INACTIVE - BACK				
11/7 vs. Hou.				INACTIVE - BACK				
11/21 @ NO				INACTIVE - BACK				
11/28 vs. Oak.				INACTIVE - BACK				
12/5 @ SD				INACTIVE - BACK				
12/12 vs. Mia.				INACTIVE - BACK				
12/19 @ KC				INACTIVE - BACK				
12/25 @ Ten.				INACTIVE - BACK				
1/2/05 vs. Ind.	1	1	0	0-0	0-0	0	0	0
<b>Totals</b>	<b>2</b>	<b>2</b>	<b>0</b>	<b>0-0</b>	<b>0-0</b>	<b>0</b>	<b>0</b>	<b>1</b>
Playoffs								
1/9/05 @ Ind.				INACTIVE - BACK				
<b>Totals</b>	<b>0</b>	<b>0</b>	<b>0</b>	<b>0-0</b>	<b>0</b>	<b>0</b>	<b>0-0</b>	<b>0</b>

2002

**Game-by-Game Tackles**

**Broncos**

Date/Opp.	TT	Solo	AS	Sacks	FF	FR	INTs	PD
9/8 vs. STL	5	4	1	1-9	0	0	0-0	0
9/15 @ SF	2	2	0	1-8	0	0	0-0	0
9/22 vs. Buf.	2	2	0	1-4	0	0	0-0	0
9/30 @ Bal.	2	2	0	0-0	0	0	0-0	0
10/6 vs. SD	3	3	0	0-0	0	0	0-0	0
10/13 vs. Mia.	7	6	1	1-9	1	1	0-0	0
10/20 @ KC	5	5	0	2-17	0	0	0-0	0
10/27 @ NE	4	4	0	1-7	0	0	0-0	0
11/11 vs. Oak.	3	3	0	0-0	0	0	0-0	0
11/17 @ Sea.	5	3	2	1.5-9	0	0	0-0	0
11/24 vs. Ind.	2	2	0	0-0	0	0	0-0	0
12/1 @ SD	3	3	0	0-0	0	0	0-0	0
12/8 @ NYJ	5	3	2	0-0	0	0	0-0	0
12/15 vs. KC	3	2	1	0-0	0	0	0-0	0
12/22 @ Oak.	5	5	0	0-0	0	0	0-0	0
12/29 vs. Ari.	5	2	3	0.5-5	0	0	0-0	0
<b>Totals</b>	<b>61</b>	<b>51</b>	<b>10</b>	<b>9-68</b>	<b>1</b>	<b>1</b>	<b>0-0</b>	<b>0</b>

# 90 TREVOR PRYCE

# 90 TREVOR PRYCE

2001

Game-by-Game Tackles

Broncos

Date/Opp.	TT	Solo	AS	Sacks	FF	FR	INTs	PD
9/10 vs. NYG	5	4	1	1-8	0	0	0-0	0
9/23 @ Ari.	2	2	0	1-3	0	0	0-0	0
9/30 vs. Bal.	4	4	0	0-0	0	0	0-0	0
10/7 vs. KC	4	4	0	1-4	0	0	0-0	0
10/14 @ Sea.	4	3	1	0-0	0	0	0-0	2
10/21 @ SD	4	1	3	0-0	0	0	0-0	0
10/28 vs. NE	3	3	0	1-6	0	0	0-0	0
11/5 @ Oak.	4	4	0	0-0	1	0	0-0	0
11/11 vs. SD	2	1	1	1-18	0	0	0-0	0
11/18 vs. Was.	2	1	1	0-0	0	0	0-0	1
11/22 @ Dal.	4	2	2	0-0	1	0	0-0	0
12/2 @ Mia.	3	2	1	0-0	0	0	0-0	0
12/9 vs. Sea.	5	4	1	1-8	0	0	0-0	0
12/16 @ KC	5	4	1	1-3	0	0	0-0	0
12/30 vs. Oak.	2	1	1	0-0	0	0	0-0	0
1/6/02 @ Ind.	2	2	0	0-0	0	0	0-0	0
<b>Totals</b>	<b>55</b>	<b>42</b>	<b>13</b>	<b>7-50</b>	<b>2</b>	<b>0</b>	<b>0-0</b>	<b>3</b>

1999

Game-by-Game Tackles

Broncos

Date/Opp.	TT	Solo	AS	Sacks	FF	FR	INTs	PD
9/13 vs. Mia.	2	2	0	0-0	0	0	0-0	0
9/19 @ KC	4	1	3	0-0	0	0	1-0	0
9/26 @ TB	8	4	4	3-29	0	0	0-0	0
10/3 vs. NYJ	5	5	0	1-5	0	0	0-0	0
1/10 @ Oak.	2	2	0	1-9	0	0	0-0	0
10/17 vs. GB	2	1	1	0-0	0	0	0-0	0
10/24 @ NE	4	3	1	0-0	0	0	0-0	0
10/31 vs. Min.	4	4	0	1-8	0	0	0-0	0
11/7 @ SD	3	1	2	1-3	1	0	0-0	0
11/14 @ Sea.	2	2	0	0-0	0	0	0-0	0
11/22 vs. Oak.	3	2	1	1-0	1	1	0-0	0
12/5 vs. KC	1	1	0	0-0	0	0	0-0	0
12/13 @ Jax.	7	5	2	3-11	1	0	0-0	0
12/19 vs. Sea.	1	1	0	1-7	0	0	0-0	0
12/25 @ Det.	INACTIVE—KNEE							
1/2/00 vs. SD	2	2	0	1-3	0	0	0-0	0
<b>Totals</b>	<b>50</b>	<b>36</b>	<b>14</b>	<b>13-75</b>	<b>3</b>	<b>1</b>	<b>1-0</b>	<b>0</b>

1997

Game-by-Game Tackles

Broncos

Date/Opp.	TT	Solo	AS	Sacks	FF	FR	INTs	PD
8/31 vs. KC	INACTIVE							
9/7 @ Sea.	INACTIVE							
9/14 vs. STL	INACTIVE							
9/21 vs. Cin.	INACTIVE							
9/28 @ Atl.	INACTIVE							
10/6 vs. NE	INACTIVE							
10/19 @ Oak.	INACTIVE							
10/26 @ Buf.	INACTIVE							
11/2 vs. Sea.	2	1	1	0.5-0.5	0	0	0-0	0
11/9 vs. Car.	3	2	1	0.5-3	0	0	0-0	0
11/16 @ KC	2	1	1	0-0	0	0	0-0	0
11/24 vs. Oak.	7	5	2	0-0	0	0	0-0	0
11/30 @ SD	3	3	0	0-0	0	0	0-0	0
12/7 @ Pit.	2	1	1	0-0	0	0	0-0	0
12/15 @ SF	7	5	2	0-0	0	0	0-0	0
12/21 vs. SD	2	2	0	1-6	0	0	0-0	0
<b>Totals</b>	<b>28</b>	<b>20</b>	<b>8</b>	<b>2-9.5</b>	<b>0</b>	<b>0</b>	<b>0-0</b>	<b>0</b>
Playoffs								
12/27 vs. Jax.	1	1	0	1-0	0	0	0-0	0
1/4/98 @ KC	0	0	0	0-0	0	0	0-0	0
1/11/98 @ Pit.	1	0	1	0-0	0	0	0-0	0
1/25/98 vs. GB	0	0	0	0-0	0	0	0-0	0
<b>Totals</b>	<b>2</b>	<b>1</b>	<b>1</b>	<b>1-0</b>	<b>0</b>	<b>0</b>	<b>0-0</b>	<b>0</b>

2000

Game-by-Game Tackles

Broncos

Date/Opp.	TT	Solo	AS	Sacks	FF	FR	INTs	PD
9/4 @ STL	1	1	0	0-0	0	0	0-0	0
9/10 vs. Atl.	2	1	1	11.5-11.5	1	0	0-0	0
9/17 @ Oak.	2	2	0	0-0	0	1	0-0	0
9/24 vs. KC	3	3	0	0-0	0	0	0-0	0
10/1 vs. NE	4	4	0	1.5-11	0	0	0-0	0
10/8 @ SD	7	5	2	3-17	0	0	0-0	0
10/15 vs. Cle.	2	2	0	1-5	0	0	0-0	0
10/22 @ Cin.	1	1	0	0-0	0	0	0-0	0
11/5 @ NYJ	2	1	1	0-0	0	0	0-0	0
11/13 vs. Oak.	2	2	0	1-4	0	0	0-0	0
11/19 vs. SD	4	1	3	1-5	0	0	0-0	0
11/26 @ Sea.	2	2	0	0-0	0	0	0-0	0
12/3 @ NO	2	2	0	2-14	0	0	0-0	0
12/10 vs. Sea.	2	2	0	0-0	0	0	0-0	0
12/17 @ KC	5	4	1	0-0	0	0	0-0	0
12/23 vs. SF	3	3	0	1-9	1	0	0-0	0
<b>Totals</b>	<b>44</b>	<b>36</b>	<b>8</b>	<b>12-76.5</b>	<b>2</b>	<b>1</b>	<b>0-0</b>	<b>0</b>
12/31 @ Bal.	7	7	0	0-0	1	0	0-0	0
<b>Totals</b>	<b>7</b>	<b>7</b>	<b>0</b>	<b>0-0</b>	<b>1</b>	<b>0</b>	<b>0-0</b>	<b>0</b>

1998

Game-by-Game Tackles

Broncos

Date/Opp.	TT	Solo	AS	Sacks	FF	FR	INTs	PD
9/7 vs. NE	5	3	2	0-0	0	0	0-0	0
9/13 vs. Dal.	5	4	1	0-0	0	0	0-0	0
9/20 @ Oak.	4	3	1	1-7	0	0	0-0	0
9/27 @ Was.	3	3	0	0-0	0	0	1-1	0
10/4 vs. Phi.	3	3	0	1-4	0	0	0-0	0
10/11 @ Sea.	1	1	0	1-7	0	0	0-0	0
10/25 vs. Jax.	6	6	0	2-17	0	0	0-0	0
11/1 @ Cin.	8	6	2	0-0	0	0	0-0	0
11/8 vs. SD	1	1	0	0-0	0	0	0-0	0
11/16 @ KC	3	2	1	1-10	0	0	0-0	0
11/22 vs. Oak.	3	3	0	1-2	0	0	0-0	0
11/29 @ SD	3	1	2	0-0	0	0	0-0	0
12/6 vs. KC	4	3	1	0-0	0	0	0-0	0
12/13 @ NYG	2	2	0	0.5-5.5	0	0	0-0	0
12/21 @ Mia.	5	5	0	0-0	0	0	0-0	0
12/27 vs. Sea.	3	2	1	1-4	0	0	0-0	0
<b>Totals</b>	<b>59</b>	<b>48</b>	<b>11</b>	<b>8.5-56.5</b>	<b>0</b>	<b>0</b>	<b>1-1</b>	<b>0</b>
Playoffs								
1/9/99 vs. Mia.	2	2	0	0-0	0	0	0-0	0
1/17/99 vs. NYJ	1	1	0	0-0	0	0	0-0	0
1/31/99 vs. Atl.	1	0	1	0-0	0	0	0-0	0
<b>Totals</b>	<b>4</b>	<b>3</b>	<b>1</b>	<b>0-0</b>	<b>0</b>	<b>0</b>	<b>0-0</b>	<b>0</b>



PLAYERS

2007 REVIEW • HISTORY • RECORDS • GAME DAY

## REGULAR SEASON

Year	Team	GP	GS	TACKLES					INTERCEPTIONS					FUMBLES			
				TT	Solo	Asst	SK	Yards	No.	Yds.	Lg	TDs	PD	FF	FR	Yds	
1997	Denver	8	3	28	20	8	2	9.5	0	0	0	0	0	0	0	0	0
1998	Denver	16	15	59	48	11	8.5	56.5	1	1	1	0	0	0	0	0	0
1999	Denver	15	15	50	36	14	13	75	1	0	0	0	0	3	1	0	0
2000	Denver	16	16	44	36	8	12	76.5	0	0	0	0	0	2	1	28t	0
2001	Denver	16	16	55	42	13	7	50	0	0	0	0	3	2	0	0	0
2002	Denver	16	16	61	51	10	9	68	0	0	0	0	1	1	1	0	0
2003	Denver	16	16	51	41	10	8.5	58.5	0	0	0	0	0	2	1	0	0
2004	Denver	2	1	2	2	0	0	0	0	0	0	0	1	0	0	0	0
2005	Denver	16	16	41	35	6	4	22	0	0	0	0	1	1	0	0	0
2006	Baltimore	16	16	73	49	24	*13	*113.5	0	0	0	0	3	2	0	0	0
2007	Baltimore	5	2	19	9	10	2	8	0	0	0	0	0	0	0	0	0
<b>Totals</b>		<b>142</b>	<b>132</b>	<b>483</b>	<b>369</b>	<b>114</b>	<b>79</b>	<b>537.5</b>	<b>2</b>	<b>1</b>	<b>1</b>	<b>0</b>	<b>9</b>	<b>13</b>	<b>4</b>	<b>28t</b>	

\*Led Team

## CAREER SINGLE-GAME HIGHS (regular season)

**Total Tackles:**

10 (12/10/06 at KC)

**Sacks:**

3 3 times (last: 10/8/00 at SD)

**Forced Fumbles:**

1 12 times (last: 12/10/06 at KC)

**Passes Defensed:**

2 (10/14/01 at Sea.)

**Solo Tackles:**

7 (12/10/06 at KC)

**INTs:**

1 2 times (last: 9/27/99 at Was.)

**Fumble Recoveries:**

1 4 times (last: 11/16/03 vs. SD)


**Additional Statistics:** Blocked a FGA at Ten. (11/12/06) to seal a 27-26 win...Recovered a blocked punt at Ind. (12/21/03)...Blocked a 38-yard FGA in OT by Steve Christie at SD (12/1/02)...Returned a fumble 28 yards for a TD at Oak. (9/17/00)...Blocked a 37-yard FGA by Adam Vinatieri vs. NE (9/7/98)...Recorded a safety vs. Min. (10/31/99) with a sack of QB Jeff George in the end zone.

## POSTSEASON

Year	Team	GP	GS	TACKLES					INTERCEPTIONS					FUMBLES			
				TT	Solo	Asst	SK	Yards	No.	Yds.	Lg	TDs	PD	FF	FR	Yds	
1997	Denver	4	0	2	1	1	1	0	0	0	0	0	0	0	0	0	0
1998	Denver	3	2	4	1	3	0	0	0	0	0	0	0	0	0	0	0
2000	Denver	1	1	7	7	0	0	0	0	0	0	0	1	0	0	0	0
2003	Denver	1	1	2	2	0	0	0	0	0	0	0	0	0	0	0	0
2005	Denver	2	2	4	2	2	.5	3.5	0	0	0	0	0	0	0	0	0
2006	Baltimore	1	1	8	3	5	0	0	0	0	0	0	0	0	0	0	0
<b>Totals</b>		<b>12</b>	<b>7</b>	<b>27</b>	<b>16</b>	<b>11</b>	<b>1.5</b>	<b>3.5</b>	<b>0</b>	<b>0</b>	<b>0</b>	<b>0</b>	<b>1</b>	<b>0</b>	<b>0</b>	<b>0</b>	<b>0</b>

# 90 TREVOR PRYCE





# 20<sup>ED</sup> REED

HT: 5-11

WT: 200

COLLEGE: MIAMI

HS: DESTREHAN (ST. ROSE, LA)

BORN: 9/11/78, ST. ROSE, LA

JOINED RAVENS: DRAFT 1 (24TH), 2002

**GAMES PLAYED/STARTED:** (2002, 16/16); (2003, 16/15); (2004, 16/16); (2005, 10/10); (2006, 16/16); (2007, 16/16) **Total 90/89**

**Playoffs:** (2003, 1/1); (2006, 1/1) **Total 2/2**

**TRANSACTIONS:** Ed Reed re-signed with the Ravens (7-year contract) on 7/7/06...Was picked with the 24th-overall selection in the 1st round of the 2002 NFL Draft.

**PRO:** *Four-time Pro Bowler* and *2004 AP NFL Defensive Player of the Year* who is a dynamic playmaker, with great instincts and exceptional knowledge of the game...Entering 2008, Reed has 418 career tackles (359 solo), 90 PD and holds the *Ravens' franchise record with 34 INTs* (leads all active players since he entered the league in 2002) *for 880 yards* (with 3 returned for TDs)...Named to his *4th Pro Bowl* (2nd consecutive and 4th in his 6 NFL seasons) and *3rd All-Pro team* after finishing the season with 45 tackles (36 solo), 13 PD and a *team-leading 7 INTs* (T-3rd in the NFL) in 2007...Reed also recorded a *career-long 63-yard PR for a TD (1st-career PR for a TD)* in the season opener...Named to his *3rd Pro Bowl* as a starter, named *AP 1st-team All-Pro* and *PFW/PFWA All-NFL* in 2006...Also posted 2 tackles, tied for the team lead with 3 PD and *tied a franchise record with a postseason career-high 2 INTs*, helping hold Peyton Manning to a 39.6 QB rating in the Divisional Playoff loss vs. Ind. (1/13/07)...Started all 16 games at safety in 2004 while earning *1st-team All-Pro* by *AP, C&PFWA, Football Digest* and *All-Conference and All-NFL* by *PFW* honors...Finished the season leading the NFL with a *franchise-record 9 INTs*, which he returned for an *NFL-record 358 yards*, breaking a 43-year old record (Charlie McNeil - 349 in 1961)...Reed *returned an INT a then-NFL-record 106 yards for a TD* (vs. Cle.)...Named to his *1st Pro Bowl* in 2003...Also earned *AP 2nd-team All-Pro, Sports Illustrated All-Pro, Pro Football Weekly All-AFC team, Football Digest 2nd-team All-Pro* and *The Sporting News All-Pro* honors...Saw action in all 16 regular season games, starting 15, plus 1 postseason contest in 2003...Also blocked 2 punts, both of which he returned for TDs, the 2nd and 3rd of his career (*tied DB Tom Flynn for the most blocked punt returns for TDs in a career in NFL history -*

*since the merger in 1970*)...Finished 5th on the team with 92 tackles (77 solo), 1 sack and 1 FF...Reed burst on the scene as a rookie, starting all 16 games in 2002...Named to the *Pro Football Weekly All-Rookie team* in 2002 after finishing 4th on the team with 86 tackles (69 solo)...*Led the team with 5 INTs (returned for 167 yards)*...Also proved his versatility on special teams, posting 8 tackles and *blocked the 1st punt in Ravens franchise history against Denver...Added a 2nd blocked punt, which he returned for a TD (1st in team history)*...Was the 1st safety and 3rd DB selected in the 1st round in Ravens history (Duane Starks, 1998 and Chris McAlister, 1999)...Reed, along with Bryant McKinnie, Jeremy Shockey, Phillip Buchanon and Mike Rumph, tied an NFL record (USC in 1968) of 5 players selected in the 1st round from the same college (Miami) in the same year...Miami broke the record in 2004 with 6.

**2007:** Named to his *4th Pro Bowl* (2nd consecutive) and *3rd All-Pro team* after finishing the season with 45 tackles (36 solo), 13 PD and a *team-leading 7 INTs* (T-3rd in the NFL), giving him 34 career thefts, a franchise best...Reed also recorded a *career-long 63-yard PR for a TD (1st-career PR for a TD)* in the season opener...**2007 SEASON HIGHLIGHTS:** Posted 4 solo tackles, 1 PD and an INT (returned for 20 yards) in **game 15 at Sea. (12/23)**...Had 2 tackles, 2 PD and an INT (which he returned 33 yards) in **game 12 vs. NE (12/3)**...Had 4 solo tackles, 1 PD and an INT (part of a *Ravens' franchise-single-game-record 5 INTs*) in the 22-3 win in **game 6 vs. STL (10/14)**...Posted 1 solo tackle, 1 PD and an INT, which he returned 21 yards (leading to a Ravens' FG), in the win in **game 5 at SF (10/7)**...Also had 1 punt return for 17 yards against the 49ers...Started and posted 4 tackles, 1 PD and pulled in an INT, which he returned 20 yards, leading to a Ravens' FG, in **game 4 at Cle. (9/30)**...Had 2 solo tackles, 1 PD, 1 FR and returned a game-changing *4th-quarter punt a career-long 63 yards* for his *1st-career punt return TD* in **game 1 at Cin. (9/10)**.

**2006:** Named to his *3rd Pro Bowl* as a starter, along with *AP 1st-team All-Pro* and *PFW/PFWA All-NFL*...Started all 16 games for the 3rd time in his career...Finished the season with 66 tackles, 16 PD, 1 FF, 1 FR and 5 INTs,

which he returned for 70 yards...Also scored a TD after Samari Rolle handed off an INT and raced 25 yards to the end zone...**2006 SEASON HIGHLIGHTS:** Posted 2 tackles, tied for the team lead with 3 PD and *tied a franchise record* with a *postseason career-high 2 INTs*, helping hold Peyton Manning to a 39.6 QB rating in the **Divisional Playoff game vs. Ind. (1/13/07)**...Tied for the team lead (Chris McAlister) with 6 solo tackles and had 1 PD in the 27-17 win in **game 14 vs. Cle. (12/17)**...Led the secondary with 6 solo tackles, 3 PD and *tied a career high with 2 INTs* in the 20-10 victory in **game 13 at KC (12/10)**...Started and had 3 solo tackles and 3 PD, helping the Ravens to post a team-record 9 sacks and 3 turnovers in the 27-0 win in **game 11 vs. Pit. (11/26)**...Recorded 2 solo tackles, helping to hold the Falcons to 82 net yards passing in the 24-10 win in **game 10 vs. Atl. (11/19)**...Posted 3 solo tackles and took a hand off from Samari Rolle after Rolle intercepted Carson Palmer and raced 25 yards for a TD in the 26-20 win in **game 8 vs. Cin. (11/5)**.

**2005:** Started 10 games (missing 6 with a severe ankle injury) and recorded 40 tackles (36 solo), 12 PD and 1 INT...**2005 SEASON HIGHLIGHTS:** Posted a PD and an INT, which he returned 23 yards in the **season finale at Cle. (1/1/06)**...Tied a season high with 7 tackles (6 solo) and led the team with 3 PD in the 30-23 victory in **game 15 vs. Min. (12/25)**...Recorded 5 tackles (3 solo) and led the team with a game-high 4 PD in the 48-3 win in **game 14 vs. GB (12/19)**...Saw his 1st action in 6 weeks (ankle) and posted 4 tackles and 1 PD in the 16-15 victory in **game 12 vs. Hou. (12/4)**...Was inactive (ankle) in **games 6-11**...Led the secondary with a season-high 7 tackles (6 solo) and a QB hit despite leaving the game in the 4th quarter with an ankle injury in **game 5 vs. Cle. (10/16)**...Led the secondary with 5 tackles (all solo) in the 13-3 victory in **game 3 vs. NYJ (10/2)**.

**2004:** A record-breaking season led to winning the *AP NFL Defensive Player of the Year*, the 2nd-consecutive year a Raven has won the award (Ray Lewis in 2003)...Also earned his *2nd-consecutive Pro Bowl nod* and was named *1st-team All-Pro* by *AP, C&PFWA, Football Digest and All Conference and All NFL* by *PFW* in 2004...Started all 16 games and *led the NFL with a franchise-record 9 INTs* (former record of 7 set by Rod Woodson in 1999 and Reed in 2003)...Reed also took over sole possession of Baltimore's all-time INT record with 21 (Ray Lewis, Rod Woodson and Duane Starks were tied for 2nd with 20)...Broke the *NFL single-season record with 358 INT return yards*, surpassing San Diego's Charlie McNeil (349) in 1961...Reed broke another NFL record with his 106-yard INT return, longest INT return in NFL history, to seal the victory vs. Cle. (11/7), earning *AFC Defensive Player of the Week* honors

(Week 9) for his efforts...Led secondary and tied for 4th on the team (Kelly Gregg) with 89 tackles (80 solo) and led the team with 17 PD...On the season, Reed had 2 TDs, including 1 FR for a TD against Was. (10/10), 3 FFs and 2 FRs...Had 2 sacks (-28 yards)...**2004 SEASON HIGHLIGHTS:** Recorded 2 solo tackles, including 1 TFL, 3 PD and his *league-leading 9th INT*, which he returned 41 yards in 30-23 victory in the **season finale vs. Mia. (1/2/05)**...Gave him an *NFL record 358 INT return yards*, breaking a 43-year-old record (349 by Charlie McNeil, SD in 1961) against the Dolphins...Netted 4 tackles and 1 INT, which he returned 6 yards, then pitched to Deion Sanders, who raced another 16 yards, setting up a FG with 3 seconds remaining in the 1st half in the 37-14 victory in **game 13 vs. NYG (12/12)**...Posted 8 tackles, 1 FF, 1 FR and tied a Ravens' record (Woodson - 1999; Reed - 2003) with his 7th INT of the season, which he returned 21 yards before fumbling (CB Chris McAlister picked up and raced 64 yards for a TD) in **game 12 vs. Cin. (12/5)**...Earned *AFC Defensive Player of the Month* award for November...Led the secondary with 9 tackles (8 solo) and recorded an INT in the end zone for the 2nd-consecutive game, returning 78 yards (returned it 104 yards for a TD, but was called back following a holding penalty), setting up the Ravens' 1st score in **game 9 at NYJ (11/14)**...The defense held an opponent without a TD pass for the 2nd-consecutive game in the 20-17 OT victory against the Jets...Recorded 5 tackles (4 solo), 2 PD and posted his 4th INT of the season with 45 seconds remaining in the game, which he *returned an NFL-record 106 yards for a TD* to seal the 27-13 victory in **game 8 vs. Cle. (11/7)**...Produced the biggest play in the game when he stripped QB Mark Brunell (sack for -15 yards), forced him to fumble, recovered it and raced 22 yards for a TD in **game 5 at Was. (10/10)**...Also led the Ravens' secondary with 6 tackles (all solo), including 1 for loss against the Redskins...*Tied a career high with 2 INTs* (3rd-career multi-INT game), which he returned 90 yards in **game 3 at Cin. (9/26)**...Reed also had 4 solo tackles and 3 PD against the Bengals, earning the defensive game ball.

**2003:** Earned *AP 2nd-team All-Pro, Sports Illustrated All-Pro, Pro Football Weekly All-AFC team, Football Digest 2nd-team All-Pro* and *The Sporting News All-Pro* honors...Saw action in all 16 regular season games, starting 15, plus 1 postseason contest in 2003...Led the team with 19 PD and tied a then-franchise record with 7 INTs, 1 of which he returned for a TD...Also blocked 2 punts, both of which he returned for TDs, the 2nd and 3rd of his career (*tied DB Tom Flynn for the most blocked punt returns for TDs in a career in NFL history - since the merger in 1970*)...Finished 5th on the team with 92 tackles (77 solo), 1 sack and 1

**FF...2003 SEASON HIGHLIGHTS:** Posted 3 solo tackles, 2 PD and his 1st-career postseason INT in the **Wild Card loss vs. Ten. (1/3/04)** ...Had 1 tackle, 1 PD and tied for the AFC lead with his team-record-tying 7th INT in the **season finale vs. Pit. (12/28)**...Had 10 tackles (7 solo) and produced the biggest play of the game when he blocked a Tom Rouen punt, recovered the ball and returned it 16 yards for a TD, to cut the deficit to 10 with just 6:41 remaining in **game 11 vs. Sea. (11/23)**...The Ravens went on to tie the game and eventually win in OT...**With that blocked punt return for a TD, Reed tied DB Tom Flynn for the most blocked PRs for TDs in a career in NFL history (since the merger in 1970)**...Started at SS and had 6 solo tackles and his 4th INT of the season in **game 5 at Ari. (10/12)**...Earned **AFC Special Teams Player of the Week** honors after he blocked a punt (3rd of his career) and returned it 22 yards for a TD (2nd time in his career) against the Cardinals...His only missed start (at Oak., 12/14) was because the defense's 1st play was on the goal line.

**2002:** Started all 16 games as a rookie and finished 4th on the team with 86 tackles (69 solo)... Also posted 1 sack (3 yards), 13 PD and **a Ravens' rookie record-tying 5 INTs (Ravens best in 2002)**...Reed also blocked the 1st 2 punts in franchise history, 1 of which he returned for a TD, and had 8 special teams tackles...**2002 SEASON HIGHLIGHTS:** Started at SS in **game 16 at Pit. (12/29)** and had 10 tackles (8 solo), including 1 TFL against the Steelers... Started at SS and had 5 tackles (4 solo) in 23-19 win in **game 14 at Hou. (12/15)** and tied the franchise's rookie record (Duane Starks - 1998 and Chris McAlister - 1999) with his 5th INT against the Texans...Started at safety and recorded 9 tackles (7 solo) in 13-12 win in **game 11 vs. Ten. (11/24)**...Also had his 2nd-career blocked punt, which he returned 11 yards for a TD (the 1st in franchise history) against the Titans...Started and recorded 6 tackles (3 solo) in **game 9 vs. Cin. (11/10)**...Also recorded 2 INTs and returned them 67 yards against the Bengals...Started at SS in **game 4 at Cle.**

**(10/6)**...Posted 3 tackles and 4 PD and his 2nd-career INT in the end zone with 1 second remaining in the game to secure the 26-21 victory against the Browns...Also posted 2 assisted tackles...Started at SS and amassed 4 solo tackles in **game 3 vs. Den. (9/30)**... **Intercepted Brian Griese for his 1st-career INT and blocked the 1st punt in Ravens history against the Broncos.**

**COLLEGE:** A consensus 1st-team All-America selection as a senior at Miami...**Football News** National Player of the Year...Unanimous All-Big East Conference 1st-team selection and Co-defensive Player of the Year...Was the team leader on Hurricanes National Championship team at safety as a senior...Led team and was 2nd in school history with 9 INTs (Bennie Blades, 10 in 1986) for a school-record 209 yards and 3 TDs...Team co-captain...Consensus 1st-team All-America and consensus 1st-team All-Big East selection as junior...Led Big East with school-record 23 PD...Was 3rd in the nation with 8 INTs for 92 yards, including 2 TDs...Earned All-Big East 2nd-team honors as a sophomore...Was 5th on team with 74 tackles (48 solo) and was 4th on team with 4.0 sacks...Named Freshman All-America by both **Football News** and **The Sporting News**...Led Miami secondary with 90 TTs, including 61 solo...Led the team in both FFs (4) and INTs (2)...Also netted 7 PD...Named Big East Defensive Player of the Week after recording career-high 15 tackles, including 1 sack at West Virginia...Also had an INT vs. the Mountaineers...Recorded 1st-career INT vs. Cincinnati...Was member of Hurricanes track and field team...Graduated with a degree in liberal arts in May 2001...Took graduate level writing course in fall of 2001.

**PERSONAL:** All-State and All-County selection at DB and KR at Destrehan (St. Rose, LA) HS...**New Orleans Times-Picayune** District Most Valuable Defensive Player as a senior...Also returned 3 punts for TDs...Averaged 20 points per game as a member of basketball team as senior...State qualifier in javelin and

## DID YOU KNOW?

In his 6 years in the NFL, Ed Reed is the Ravens' all-time INTs leader with 34. Reed also has the most return yards in franchise history (830). He is the team (T-3rd in the NFL) with 7 INTs in 2007. Reed led the league with 9 INTs in 2004, returning those for an NFL-record 358 yards, including a 106-yard return for a TD, the then-longest INT return in NFL history.

### RAVENS INTERCEPTION LEADERS

Rank	Name	YEARS	INT	Yards	Avg.	LG	TD
1	<b>Reed, Ed</b>	<b>2002-07</b>	<b>34</b>	<b>880</b>	<b>25.8</b>	<b>106t</b>	<b>3</b>
2	Lewis, Ray	1996-2007	25	421	16.8	64	1
3	McAlister, Chris	1999-2007	23	458	19.9	98t	5
4	Starks, Duane	1998-2001	20	196	11.7	64	1
	Woodson, Rod	1998-2001	20	380	19.0	66t	5

## 20 ED REED

4x100 relay...Co-hosted the College Bound Foundation's annual Mid-Summer Fest fundraiser with WBAL's Gerry Sandusky in July 2002...Participated in a Toy Drive with Sam's Club during December...Appeared at the All Community Team Auction party '02-'06, helping to raise close to \$500,000 in the silent and live auctions...Surprised his mother by buying and fully furnishing a house for her in 2002, before he bought a house for himself...Reed, along with other Ravens teammates, gave an inspirational message to high school students about segments of the Ravens R.I.S.E. program...Ravens produced 4 Ravens R.I.S.E. assemblies for Baltimore-area high school students...At each event, Ravens players discussed how to Realize, Improve, Share and Expand their talents (R.I.S.E.)....The interactive and motivational assemblies incorporated music, visual presentations and Q&A periods with the high schoolers...He also signed autographs at a military unit in Hawaii during the 2003 Pro Bowl...Wrote the "Eye of the Hurricane," a weekly diary on [baltimore Ravens.com](http://baltimore Ravens.com) in 2003...Was a weekly correspondent for the NFL Network during the 2003 season...Established relationship with Booker T. Washington (BTW) Middle School, where Ed regularly visits students and provides tickets to each home game to the middle schoolers who reach certain incentives...Filmed PSA with former MD Governor Robert Ehrlich to encourage fans to nominate youth service organizations for the Ravens Honor Rows program...Named a finalist for the America Online Kids Choice Awards...Joined former Ravens teammate Darnell Dinkins in a free 1-day football clinic and educational workshop for HS student-athletes in July 2005...In Sep. 2005, Reed joined over 600 BTW Middle School students at the kickoff of his L.O.R.D.S. program (Leadership, Order, Respect, Discipline, Success)...With former Ravens LB Adalius Thomas and teammates, Reed hosted 45 youth from the Huber Church Knights of Valor chess team in Oct. '05...In Nov. 2005, he provided 40 families of BTW Middle School students with the necessary items to dine in their own homes for Thanksgiving...Also partnered with Dick's Sporting Goods to provide the 16 young men of Aunt Hattie's Place with \$250 gift certificates in Dec. 2005...Had his HS jersey retired 8/26/05...Made a substantial donation and helped raise funds to assist victims of Hurricane Katrina in his hometown...Ed participated in the PAL party in Dec. 2006 where he and teammates took the PAL program to the ESPN Zone for a holiday party...Was a personal shopper at the 2nd Annual Holiday Helpers where teammates Derrick Mason, Samari Rolle and Kyle Boller provided \$150 gift certificates and helped underprivileged children in the Baltimore area shop for gifts for themselves and their families in Dec. 2006...Also helped serve Thanksgiving meals to homeless men at Bart



Four-time Pro Bowler S Ed Reed is the Ravens' all-time INTs leader with 34.

Scott's Thanksgiving event at the Helping Up Mission in Nov. 2006...On May 11, 2007, Reed was recognized for his outstanding community service when he received the *Whitney M. Young Award* by the Greater Baltimore Urban League...Hosted his inaugural golf tournament on July 2, 2007...In Oct. 2007, Reed joined Ravens cheerleaders and Poe, one of the Ravens' official mascots, to kick off a 10-week pilot program with 600 middle school students as part of What Moves U, a NFL program that battles childhood obesity...As part of his special relationship with Booker T. Washington School in Baltimore, Reed hosted his annual Thanksgiving food basket distribution for students and their families in Nov. 2007...In Dec. 2007, Reed, joined by Ravens teammates Willie Gaston, Dawan Landry, David Pittman, Gerome Sapp and Jamaine Winborne, hosted his annual shopping event at a Baltimore Wal-Mart providing \$80 gift certificates to 100 students from Booker T. Washington for the holiday season...Ed also hosted a celebrity golf tournament (June 23) and his annual free football camp in Louisiana June 24-27, 2008...Second-oldest of 5 brothers...Full



## 2007

### Game-by-Game Tackles

#### Ravens

Date/Opp.	TT	Solo	AS	INT	FF	FR	Sacks	PD
9/10 @ Cin.	2	2	0	0-0	0	1	0-0	1
9/16 vs. NYJ	1	1	0	1-0	0	0	0-0	1
9/23 vs. Ari.	5	3	2	0-0	0	0	0-0	0
9/30 @ Cle.	4	3	1	1-20	0	0	0-0	1
10/7 @ SF	1	1	0	1-21	0	0	0-0	1
10/14 vs. STL	4	4	0	1-15	0	0	0-0	1
10/21 @ Buf.	5	4	1	0-0	0	0	0-0	1
11/5 @ Pit.	0	0	0	1-22	0	0	0-0	1
11/11 vs. Cin.	4	3	1	0-0	0	0	0-0	1
11/18 vs. Cle.	3	2	1	0-0	0	0	0-0	0
11/25 @ SD	4	3	1	0-0	0	0	0-0	0
12/3 vs. NE	2	1	1	1-32	0	0	0-0	2
12/9 vs. Ind.	1	1	0	0-0	0	0	0-0	1
12/16 @ Mia.	2	2	0	0-0	0	0	0-0	1
12/23 @ Sea.	4	4	0	1-20	0	0	0-0	1
12/30 vs. Pit.	3	2	1	0-0	0	0	0-0	0
<b>Totals</b>	<b>45</b>	<b>36</b>	<b>9</b>	<b>7-130</b>	<b>0</b>	<b>1</b>	<b>0-0</b>	<b>13</b>

## 2005

### Game-by-Game Tackles

#### Ravens

Date/Opp.	TT	Solo	AS	INT	FF	FR	Sacks	PD
9/11 vs. Ind.	3	3	0	0-0	0	0	0-0	1
9/18 @ Ten.	3	3	0	0-0	0	0	0-0	0
10/2 vs. NYJ	5	5	0	0-0	0	0	0-0	0
10/9 @ Det.	2	2	0	0-0	0	0	0-0	0
10/16 vs. Cle.	7	6	1	0-0	0	0	0-0	0
10/23 @ Chi.				INACTIVE				ANKLE
10/31 @ Pit.				INACTIVE				ANKLE
11/6 vs. Cin.				INACTIVE				ANKLE
11/13 @ Jax.				INACTIVE				ANKLE
11/20 vs. Pit.				INACTIVE				ANKLE
11/27 @ Cin.				INACTIVE				ANKLE
12/4 vs. Hou.	4	4	0	0-0	0	0	0-0	1
12/11 @ Den.	4	4	0	0-0	0	0	0-0	2
12/19 vs. GB	5	3	2	0-0	0	0	0-0	4
12/25 vs. Min.	7	6	1	0-0	0	0	0-0	3
1/1/06 @ Cle.	0	0	0	1-23	0	0	0-0	1
<b>Totals</b>	<b>40</b>	<b>36</b>	<b>4</b>	<b>1-23</b>	<b>0</b>	<b>0</b>	<b>0-0</b>	<b>12</b>

## 2003

### Game-by-Game Tackles

#### Ravens

Date/Opp.	TT	Solo	AS	INT	FF	FR	Sacks	PD
9/7 @ Pit.	14	10	4	0-0	0	0	0-0	0
9/14 vs. Cle.	4	4	0	2-55**	0	0	0-0	4
9/21 @ SD	10	9	1	1-27	0	0	0-0	4
9/28 vs. KC	4	3	1	0-0	1	0	1-12	0
10/12 @ Ari.	6	6	0	1-33	0	0	0-0	1
10/19 @ Cin.	3	3	0	0-0	0	0	0-0	1
10/26 vs. Den.	3	3	0	0-0	0	0	0-0	0
11/2 vs. Jax.	2	2	0	0-0	0	0	0-0	1
11/9 @ STL	5	5	0	1-0	0	0	0-0	1
11/16 @ Mia.	11	10	1	1-10	0	0	0-0	3
11/23 vs. Sea.	10	7	3	0-0	0	0	0-0	0
11/30 vs. SF	3	2	1	0-0	0	0	0-0	1
12/7 vs. Cin.	5	4	1	0-0	0	0	0-0	1
12/14 @ Oak.	5	3	2	0-0	0	0	0-0	1
12/21 @ Cle.	6	5	1	0-0	0	0	0-0	0
12/28 vs. Pit.	1	1	0	1-7	0	0	0-0	1
<b>Totals</b>	<b>92</b>	<b>77</b>	<b>15</b>	<b>7-132</b>	<b>1</b>	<b>0</b>	<b>1-12</b>	<b>19</b>
<b>Playoffs</b>								
1/3/04 vs. Ten.	3	3	0	1-23	0	0	0-0	2
<b>Totals</b>	<b>3</b>	<b>3</b>	<b>0</b>	<b>1-23</b>	<b>0</b>	<b>0</b>	<b>0-0</b>	<b>2</b>

\*\*Returned 1 of the INTs 54 yards for a TD

## 2006

### Game-by-Game Tackles

#### Ravens

Date/Opp.	TT	Solo	AS	INT	FF	FR	Sacks	PD
9/10 @ TB	2	2	0	1-3	0	0	0-0	1
9/17 vs. Oak.	0	0	0	0-0	0	0	0-0	2
9/24 @ Cle.	6	6	0	0-0	0	0	0-0	0
10/1 vs. SD	7	4	3	0-0	0	0	0-0	1
10/9 @ Den.	7	7	0	0-0	1	0	0-0	0
10/15 vs. Car.	4	3	1	0-0	0	0	0-0	0
10/29 @ NO	6	6	0	0-0	0	0	0-0	1
11/5 vs. Cin.	3	3	0	0-25*	0	0	0-0	0
11/12 @ Ten.	3	3	0	1-(-6)	0	0	0-0	2
11/19 vs. Atl.	2	2	0	0-0	0	0	0-0	0
11/26 vs. Pit.	3	3	0	0-0	0	0	0-0	3
11/30 @ Cin.	5	4	1	0-0	0	0	0-0	1
12/10 @ KC	6	6	0	2-11	0	0	0-0	3
12/17 vs. Cle.	6	6	0	0-0	0	0	0-0	1
12/24 @ Pit.	2	2	0	1-37	0	1	0-0	1
12/31 vs. Buf.	4	4	0	0-0	0	0	0-0	0
<b>Totals</b>	<b>66</b>	<b>61</b>	<b>5</b>	<b>5-70</b>	<b>1</b>	<b>1</b>	<b>0-0</b>	<b>16</b>

#### Playoffs

1/13/07 vs. Ind.	2	2	0	2-0	0	0	0-0	3
<b>Totals</b>	<b>2</b>	<b>2</b>	<b>0</b>	<b>2-0</b>	<b>0</b>	<b>0</b>	<b>0-0</b>	<b>3</b>

\*Samari Rolle handed off an INT to Reed, who raced 25 yards for a TD.

## 2004

### Game-by-Game Tackles

#### Ravens

Date/Opp.	TT	Solo	AS	INT	FF	FR	Sacks	PD
9/12 @ Cle.	5	4	1	0-0	0	0	0-0	0
9/19 vs. Pit.	7	6	1	0-0	0	0	0-0	1
9/26 @ Cin.	4	4	0	2-90	0	0	0-0	3
10/4 vs. KC	7	6	1	0-0	0	0	0-0	0
10/10 @ Was.	6	6	0	0-0	1	1*	1-15	0
10/24 vs. Buf.	5	5	0	1-14	0	0	0-0	1
10/31 @ Phi.	5	5	0	0-0	0	0	1-13	0
11/7 vs. Cle.	5	4	1	1-108†	0	0	0-0	2
11/14 @ NYJ	9	8	1	1-78	0	0	0-0	1
11/21 vs. Dal.	3	2	1	1-2	0	0	0-0	3
11/28 @ NE	7	7	0	0-0	0	0	0-0	1
12/5 vs. Cin.	8	8	0	1-21	1	1	0-0	1
12/12 vs. NYG	4	3	1	1-6	0	0	0-0	1
12/19 @ Ind.	6	4	2	0-0	0	0	0-0	0
12/26 @ Pit.	6	6	0	0-0	1	0	0-0	0
12/05 vs. Mia.	2	2	0	1-41	0	0	0-0	3
<b>Totals</b>	<b>89</b>	<b>80</b>	<b>9</b>	<b>9-358</b>	<b>3</b>	<b>2</b>	<b>2-28</b>	<b>17</b>

\*Ed had a sack, FF and FR all on the same play. He returned the fumble 22 yards for a TD

## 2002

### Game-by-Game Tackles

#### Ravens

Date/Opp.	TT	Solo	AS	INT	FF	FR	Sacks	PD
9/8 @ Car.	2	2	0	0-0	0	0	0-0	1
9/15 vs. TB	2	1	1	0-0	0	0	0-0	0
9/30 vs. Den.	4	4	0	1-21	0	0	0-0	1
10/6 @ Cle.	3	3	0	1-59	0	0	0-0	4
10/13 @ Ind.	4	4	0	0-0	0	0	1-3	0
10/20 vs. Jax.	6	5	1	0-0	0	0	0-0	0
10/27 vs. Pit.	6	6	0	0-0	0	0	0-0	0
11/3 @ Atl.	7	7	0	0-0	0	0	0-0	2
11/10 vs. Cin.	6	3	3	2-67	0	0	0-0	2
11/17 @ Mia.	5	4	1	0-0	0	0	0-0	1
11/24 vs. Ten.	7	5	2	0-0	0	0	0-0	0
12/1 @ Cin.	6	5	1	0-0	0	0	0-0	0
12/8 vs. NO	7	3	4	0-0	0	0	0-0	1
12/15 @ Hou.	4	3	1	1-20	0	0	0-0	1
12/22 vs. Cle.	6	6	0	0-0	1	0	0-0	0
12/29 @ Pit.	11	8	3	0-0	0	0	0-0	0
<b>Totals</b>	<b>86</b>	<b>69</b>	<b>17</b>	<b>5-167</b>	<b>1</b>	<b>0</b>	<b>1-3</b>	<b>13</b>

**REED BY THE NUMBERS**

Of his 34 career INTs, Ed Reed has posted 22 picks in the 2nd half (most in the NFL since 2002), with 14 of those occurring in the 4th quarter (also tops). Here are several key trends Reed has established when he snags an INT:

- Of Reed's 34 career INTs...**
- > 22 have come in the 2nd half
- > 14 in the 4th quarter
- > 13 when opp. is in Bal. territory
- > 7 when opp. is within Bal. 30-yard line
- > 4 when opponent is in red zone



*When Reed records an INT, the Ravens sport a 22-8 record. When he makes 2 picks in a game, Baltimore is 4-0.*

**REGULAR SEASON**

Year	Team	GP	GS	TACKLES				SK	Yards	INTERCEPTIONS				FUMBLES			
				TT	Solo	Asst				No.	Yds.	Lg	TDs	PD	FF	FR	Yds
2002	Baltimore	16	16	86	69	17	1	3	5	167	59	0	13	1	0	0	
2003	Baltimore	16	15	92	77	15	1	12	*7	132	54t	1	*19	1	0	0	
2004	Baltimore	16	16	89	80	9	2	28	*9	#358	106t	1	*17	3	2	44	
2005	Baltimore	10	10	40	36	4	0	0	1	23	23	0	12	0	0	0	
2006	Baltimore	16	16	66	61	5	0	0	5	70	37	1	16	1	1	32	
2007	Baltimore	16	16	45	36	9	0	0	*7	130	33	0	13	0	1	6	
<b>Totals</b>		<b>90</b>	<b>89</b>	<b>418</b>	<b>359</b>	<b>59</b>	<b>4</b>	<b>43</b>	<b>34</b>	<b>880</b>	<b>106t</b>	<b>3</b>	<b>90</b>	<b>6</b>	<b>4</b>	<b>82</b>	

\*Led Team

#Lead NFL

**SPECIAL TEAMS TACKLES (8):** 2002 (8)

**CAREER SINGLE-GAME HIGHS (regular season)**

**Total Tackles:**

14 (9/7/03 at Pit.)

**Sacks:**

1 4 times (last: 10/31/04 at Phi.)

**Forced Fumbles:**

1 5 times (last: 10/9/06 at Den.)

**Passes Defensed:**

4 4 times (last: 12/19/05 vs. GB)

**Solo Tackles:**

10 2 times (last: 11/16/03 at Mia.)

**INTs:**

2 4 times (last: 12/10/06 at KC)

**Fumble Recoveries:**

1 3 times (last: 12/24/06 at Pit.)

**Additional Statistics:** Returned 15 punts for 127 yards, including 1 return for a 63-yard TD (9/10/07 at Cin.)...Returned a fumble recovery (which he forced) 22 yards for a TD; 10/10/04 at Was.; Also posted a safety 10/1/06 vs. SD.

**Punt blocks:** Blocked 4 punts in his career, returning 3 for TDs (tied for NFL record); 9/30/02 vs. Den., 1st punt block in franchise history; 11/24/02 vs. Ten., returned 11 yards for a TD; 10/12/03 at Ari., returned 22 yards for a TD; 11/23/03 vs. Sea., returned 16 yards for a TD.

**POSTSEASON**

Year	Team	GP	GS	TACKLES				SK	Yards	INTERCEPTIONS				FUMBLES			
				TT	Solo	Asst				No.	Yds.	Lg	TDs	PD	FF	FR	Yds
2003	Baltimore	1	1	3	3	0	0	0	1	23	23	0	2	0	0	0	
2006	Baltimore	1	1	2	2	0	0	0	2	0	0	0	3	0	0	0	
<b>Totals</b>		<b>2</b>	<b>2</b>	<b>5</b>	<b>5</b>	<b>0</b>	<b>0</b>	<b>0</b>	<b>3</b>	<b>23</b>	<b>23</b>	<b>0</b>	<b>5</b>	<b>0</b>	<b>0</b>	<b>0</b>	



# 22 SAMARI ROLLE

HT: 6-0

WT: 175

COLLEGE: FLORIDA STATE

HS: MIAMI BEACH (FL)

BORN: 8/10/76, MIAMI, FL

JOINED RAVENS: FREE AGENT, 2005

**GAMES PLAYED/STARTED:** (1998, 15/1); (1999, 16/16); (2000, 15/15); (2001, 14/14); (2002, 16/16); (2003, 13/13); (2004, 11/11); (2005, 16/16); (2006, 16/16); (2007, 6/5) **Total 138/123**

**Playoffs** (1999, 4/4); (2000, 1/1); (2002, 2/2); (2003, 2/2); (2006, 1/1) **Total 10/10**

**TRANSACTIONS:** Signed with the Ravens as an unrestricted free agent on 3/7/05...Originally drafted by the Titans in the 2nd round (46th overall) of the 1998 draft.

**PRO: A Pro Bowl performer (2000)**, who is known as a master technician who plays with tenacity and heart...Rolle has also played in 10 postseason contests, including a start in Super Bowl XXXIV...Enters 2008 with 427 career tackles (357 solo), 130 PD, 28 INTs, (1 returned for a TD), 8 FRs and 2 FFs...Earned the Ravens **2007 Ed Block Courage Award** from his teammates after being diagnosed with epilepsy...Samari first suffered a physical reaction to his medication, but still returned to play at a high level before being sidelined with a shoulder injury (missed 10 games due to the illness and a shoulder injury) in 2007...In his 7 seasons in Tennessee, Rolle collected 297 career tackles (242 solo), 93 PD, 23 INTs, 9 FRs, 8.5 sacks and 1 FF...Rolle led or tied (2001 - Andre Dyson) for the team lead in INTs in 4 of his 7 seasons with Tennessee...Rolle and former Oiler Darryll Lewis (1994-97) are the only players in Titans franchise history to tie or lead the team in INTs for 3 consecutive seasons...Rolle was voted to start his **1st Pro Bowl** and was named **All-Pro** by the AP after he tied Miami's Brian Walker with an **AFC-high 7 INTs in 2000**...Was named to the *USA Today's* All-Joe Team, which honors players who are not Pro Bowl players yet, but soon will be in 1999...He tied a Titans franchise record with 3 INTs in a single game (vs. Jax. 12/26/99).

**2007: (with Baltimore)** Earned the Ravens **Ed Block Courage Award** from his teammates after being diagnosed with epilepsy...Samari first suffered a physical reaction to his medication, but still returned to play at a high level before being sidelined with a shoulder injury (missed 10 games due to the illness and a shoulder injury)...Posted 25 tackles (23 solo), 5 PD and 1 INT before being placed on Injured Reserve with a shoulder injury on 12/21...**2007 SEASON HIGHLIGHTS:** Was a game-day inactive (shoulder) in **game 14 at Mia. (12/16)**...Was active, but did not play due to

a shoulder injury (shoulder) in **game 13 vs. Ind. (12/9)**...Was all over the field, posting 5 solo tackles and 2 PD in **game 12 vs. NE (12/3)**...Started for the 1st time in 4 weeks and had 5 tackles and a QB hit in **game 11 at SD (11/25)**...Was a game-day inactive (illness) in **games 8-10**...Started and had 2 tackles, 1 PD and 1 INT, which led to a Ravens' TD 4 plays later, in **game 7 at Buf. (10/21)**...Returned to action for the 1st time in 4 weeks and posted 3 tackles, 2 PD and helped force the Rams into a **Ravens' franchise single-game-record 5 INTs** in the 22-3 win in **game 6 vs. STL (10/14)**...Was a game-day inactive (illness) in **games 3-5**...Netted 5 solo tackles and helped force QB Kellen Clemens into 2 INTs in the 20-13 win in **game 2 vs. NYJ (9/16)**...Had 5 solo tackles, including 1 TFL in **game 1 at Cin. (9/10)**.

**2006: (with Baltimore)** Started all 16 games at CB, posting 60 tackles (2nd-highest total of his career), 13 PD, 3 INTs and 1 sack...**2006 SEASON HIGHLIGHTS:** Recorded 5 solo tackles and sealed a Ravens' win with 1 INT (returned 44 yards) in the 4th quarter of the 19-7 win in the **season finale vs. Buf. (12/31)**...Netted 5 solo tackles, including 1 TFL and 2 PD in **game 12 at Cin. (11/30)**...Posted 2 solo tackles and 2 PD, helping the Ravens force 3 turnovers in the 27-0 win in **game 11 vs. Pit. (11/26)**...Netted 4 tackles and 1 sack (his 1st sack since the 2001 season), 1 PD, helping to hold the Falcons to 82 net yards passing in the 24-10 win in **game 10 vs. Atl. (11/19)**...Posted 3 solo tackles, 2 PD and intercepted Carson Palmer in the 1st quarter, which he returned 24 yards...As he was being tackled, Rolle handed off to Ed Reed, who raced 25 yards for a TD in the 26-20 win in **game 8 vs. Cin. (11/5)**.

**2005: (with Baltimore)** Started all 16 games in his 1st year with the Ravens, posting 45 tackles (40 solo), was 2nd on the team with 14 PD, posted 1 FF and 1 INT...**2005 SEASON HIGHLIGHTS:** Posted 5 solo tackles in the 30-23 win in **game 15 vs. Min. (12/25)**...Had 1 solo tackle, 3 PD and his **1st INT as a Raven** in the 48-3 win in **game 14 vs. GB (12/19)**...Had 6 tackles (5 solo) and 2 PD in **game 12 vs. Hou. (12/4)**...Posted 3 solo tackles and led the team with 3 PD in **game 9 at Jax. (11/13)**...Posted 5 tackles (4 solo) and 1 PD in his Ravens' debut in **game 1 vs. Ind. (9/11)**.

**2004: (with Tennessee)** Started and saw action in 11 games before a knee injury sidelined him for final 5 games of the season...Posted 26 tackles (24 solo), 6 PD and 1 INT in limited action...**2004**

## 22 SAMARI ROLLE

**SEASON HIGHLIGHTS:** Started at CB and tallied 6 tackles and 1 PD in **game 9 vs. Chi. (11/14)**...Helped limit the Bears to 75 net passing yards...Started at CB and totaled 7 tackles in game 8 in a 27-20 win in **game 8 vs. Cin. (10/31)**...Helped limit Pro Bowl WR Chad Johnson to 67 yards on 6 receptions...Started and tallied 1 tackle and 1 PD while limiting WR Jimmy Smith to 3 receptions in **game 3 vs. Jax. (9/26)**...Started and tallied 2 tackles and 1 INT when he intercepted Jay Fiedler in the end zone to end the Dolphins' 2nd quarter scoring drive in the **season opener at Mia. (9/12)**...The INT was the 23rd of his career, which surpassed Marcus Robertson for 10th on the team's all-time list.

**2003: (with Tennessee)** Started each of the 13 games he played, recording a team-high 6 INTs, his 2nd-highest total in his career (7 in 2000)...Covered the opposing team's best WR on a weekly basis, collecting 29 tackles, 16 PD and 2 FRs...Started both postseason games, collecting 9 tackles, 2 PD and 1 INT, his 2nd-career postseason INT...Missed 3 games after dislocating his left elbow at NE (10/5)...**2003 SEASON HIGHLIGHTS:** Recorded 1 tackle and 1 PD while limiting Buccaneers leading WR Keenan McCardell, to 1 reception for 5 yards, his lowest yardage total in a regular season game since 12/20/98 (0 yards) in the **season finale vs. TB (12/28)**...Recorded 1 tackle, while intercepting 2 David Carr passes and returned a 3rd-quarter fumble 61 yards for a TD in **game 15 at Hou. (12/21)**...Ended the game by picking off Carr to mark the 4th time in his career when he recorded 2 or more INTs...Posted his 3rd INT of the season, intercepting Byron Leftwich while limiting Jimmy Smith, Jacksonville's all-time leader in receptions and receiving yards, to 1 reception for 5 yards, his lowest yardage total in a game since 12/23/00 (for 0 yards) in **game 10 vs. Jax. (11/16)**...Totaled 4 tackles, 3 PD and 1 INT, which he returned 49 yards to Pittsburgh's 1-yard line to set up a TD with less than 1 minute remaining in the 1st half of **game 4 at Pit. (9/28)**...Limited WR

Plixico Burress to 4 receptions, keeping him out of the end zone.

**2002: (with Tennessee)** Started every game, collecting 44 tackles and 2 INTs, helping the defense to the 10th-overall ranking in the league...**2002 SEASON HIGHLIGHTS:** Intercepted a Tommy Maddox pass on Pittsburgh's 2nd play from scrimmage as his 16-yard return helped set up the ensuing Titans TD in the **Divisional playoff vs. Pittsburgh (11/03)**...Helped hold the Patriots' offense to a season-low 176 net yards, including just 134 passing yards in **game 13 vs. NE (12/16)**...Posted a **career-high 9 tackles** as he held Pro Bowl WR Marvin Harrison to 9 yards per catch (13.5 career average) and kept RB James Munro out of end zone on a 4th-and-goal play in **game 8 at Ind. (11/3)**.

**2001: (with Tennessee)** Started 14 games and tied for the team lead with 3 INTs, which marked the 3rd consecutive season he led the team or tied for the team lead in INTs...He collected 56 tackles, 14 PD, 2 sacks and 2 FRs. **2001 SEASON HIGHLIGHTS:** Posted a team-high 8 tackles, had 1 PD and recorded 1 INT in **game 7 vs. Jax. (11/4)**...Led the secondary with 7 tackles and posted his 1st sack of the season, as well as recording 2 FRs in **game 2 at Jax. (9/23)**.

**2000: (with Tennessee)** Named as a starter in **his 1st Pro Bowl** and was named **1st-team All-Pro** by AP, *Sporting News*, *Football Digest* and *College and Pro Football Newsweekly* and was named All-AFC by *Football News* and All-AFC and All-NFL by *Pro Football Weekly*...Led the team and tied for 1st in the AFC with 7 INTs, including 6 picks over a 5-game stretch (10/30 to 11/26)...Helped the team to the NFL's top ranking in pass defense (151.5 ypg) and total defense (238.4 ypg)...**2000 SEASON HIGHLIGHTS:** Started and recorded 2 interceptions of Mark Brunell in **game 12 at Jax. (11/26)**...Intercepted 2 Brad Johnson passes in a *Monday Night Football* win in **game 8 at Was. (10/30)**...Rolle returned the 1st INT for an 81-yard TD with no time left on

## ED BLOCK COURAGE AWARD

The Ed Block Courage Award annually honors a player from each of the 32 NFL teams who exemplifies a commitment to the principles of sportsmanship and courage. The winners are selected for courageous effort, as well as individual performance. Voting is conducted by all team members. The Ed Block Courage Award recipient also symbolizes professionalism, great strength and dedication. The award is named after the late Baltimore Colts' trainer Ed Block.



### RAVENS WINNERS

1996 - DE Anthony Pleasant	2002 - T Ethan Brooks
1997 - C Wally Williams	2003 - DE Marques Douglas
1998 - S Stevon Moore	2004 - T Orlando Brown
1999 - LB Peter Boulware	2005 - CB Dale Carter
2000 - S Anthony Poindexter	2006 - DB Corey Ivy
2001 - S Corey Harris	<b>2007 - CB Samari Rolle</b>



# 22 SAMARI ROLLE

clock in the 1st half...The return was the 6th longest in Titans history...Was named **AFC Defensive Player of the Week**, and the TD return won the DirecTV "NFL Play of the Week" Award...Intercepted Doug Pederson in **game 11 vs. Cle. (11/19)** and Kordell Stewart in the 1st quarter in **game 9 vs. Pit. (11/5)**...Recorded his 1st INT of the season against Kerry Collins in a win in **game 4 vs. NYG (10/1)**.

**1999: (with Tennessee)** Started all 16 games for the 1st time in his career and led team with 4 INTs...Also ranked 2nd on the team with 17 PD...Was named to the *USA Today's* All-Joe Team, which honors players who are not Pro Bowl players yet, but soon will be...**1999 SEASON HIGHLIGHTS:** Tied a Titans' franchise record with 3 INTs in **game 15 vs. Jax. (12/26)**, including 2 in the end zone...Intercepted Mark Brunell once and Jay Fiedler twice in becoming 1 of just 3 NFL players (Sam Madison and Champ Bailey) to collect 3 INTs in a game in 1999...**Matched his career high with 2 sacks in game 5 vs. Bal. (10/10)**...Produced a game-saving play in **game 3 at Jax. (9/26)**, when he picked off a pass in the end zone with 52 seconds remaining in the game to seal the victory.

**1998: (with Tennessee)** Saw action in 15 games as a rookie with 1 start (at Sea., 11/29), seeing the majority of his action in nickel and dime pack-

ages...Led all Titans rookie defenders with 30 tackles and ranked 3rd on the team with 7 PD...**1998 SEASON HIGHLIGHTS:** Recorded his **1st-career sack** in **game 13 vs. Bal. (12/6)**, dropping Jim Harbaugh twice in the 4th quarter...Made his **1st-career NFL appearance** in **game 2 vs. SD (9/13)**, recording 3 tackles...Suffered a concussion to his spinal cord in training camp, which caused him to miss the final 3 preseason games and the season opener.

**COLLEGE:** Played in 38 games, starting 24 at Florida State...Posted 111 career tackles and hauled in 12 INTs in his 4 seasons with the Seminoles...Four of his career INTs came versus in-state rival Miami...As a senior, Rolle was named 3rd-team All-America by *Football News* and 1st-team All-ACC after recording a team-high 7 INTs...He was named ACC DB of the Week after picking off a pair of passes in a 47-0 victory over Miami...As a junior, recorded an INT in a No. 1-vs.-No. 2 showdown with Florida in Tallahassee...Majored in political science.

**PERSONAL:** Named *SuperPrep* Dixie Defensive Player of the Year and was a Dream Team selection by *Blue Chip Illustrated* for the Miami Beach (FL) High Tide...He had 62 tackles and 6 INTs as a senior and also threw for 1,217 yards and 8 TDs at QB, rushed for 402 yards and returned 3 punts for TDs...Played in the Super 24 Florida-Georgia

## 2007 Game-by-Game Tackles

Ravens										
Date/Opp.	TT	Solo	AS	INT	FF	FR	Sacks	PD		
9/10 @ Cin.	5	5	0	0-0	0	0	0-0	0		
9/16 vs. NYJ	5	5	0	0-0	0	0	0-0	0		
9/23 vs. Ari.	INACTIVE - ILLNESS									
9/30 @ Cle.	INACTIVE - ILLNESS									
10/7 @ SF	INACTIVE - ILLNESS									
10/14 vs. STL	3	3	0	0-0	0	0	0-0	2		
10/21 @ Buf.	2	1	1	1-0	0	0	0-0	1		
11/5 @ Pit.	INACTIVE - ILLNESS									
11/11 vs. Cin.	INACTIVE - ILLNESS									
11/18 vs. Cle.	INACTIVE - ILLNESS									
11/25 @ SD	5	4	1	0-0	0	0	0-0	0		
12/3 vs. NE	5	5	0	0-0	0	0	0-0	2		
12/9 vs. Ind.	DID NOT PLAY									
12/16 @ Mia.	INACTIVE									
12/23 @ Sea.	INJURED RESERVE - SHOULDER									
12/30 vs. Pit.	INJURED RESERVE - SHOULDER									
<b>Totals</b>	<b>25</b>	<b>23</b>	<b>2</b>	<b>1-0</b>	<b>0</b>	<b>0</b>	<b>0-0</b>	<b>5</b>		

## 2005 Game-by-Game Tackles

Ravens										
Date/Opp.	TT	Solo	AS	INT	FF	FR	Sacks	PD		
9/11 vs. Ind.	5	4	1	0-0	0	0	0-0	1		
9/18 @ Ten.	1	1	0	0-0	1	0	0-0	0		
10/2 vs. NYJ	0	0	0	0-0	0	0	0-0	1		
10/9 @ Det.	2	1	1	0-0	0	0	0-0	2		
10/16 vs. Cle.	2	2	0	0-0	0	0	0-0	0		
10/23 @ Chi.	3	2	1	0-0	0	0	0-0	0		
10/31 @ Pit.	3	3	0	0-0	0	0	0-0	0		
11/6 vs. Cin.	5	5	0	0-0	0	0	0-0	0		
11/13 @ Jax.	3	3	0	0-0	0	0	0-0	3		
11/20 vs. Pit.	3	2	1	0-0	0	0	0-0	2		
11/27 @ Cin.	4	4	0	0-0	0	0	0-0	0		
12/4 vs. Hou.	6	5	1	0-0	0	0	0-0	2		
12/11 @ Den.	2	2	0	0-0	0	0	0-0	0		
12/19 vs. GB	1	1	0	1-0	0	0	0-0	3		
12/25 vs. Min.	5	5	0	0-0	0	0	0-0	0		
1/1/06 @ Cle.	0	0	0	0-11	0	0	0-0	0		
<b>Totals</b>	<b>45</b>	<b>40</b>	<b>5</b>	<b>1-11</b>	<b>1</b>	<b>0</b>	<b>0-0</b>	<b>14</b>		

## 2006 Game-by-Game Tackles

Ravens										
Date/Opp.	TT	Solo	AS	INT	FF	FR	Sacks	PD		
9/10 @ TB	6	4	2	0-0	0	0	0-0	0		
9/17 vs. Oak.	3	2	1	0-0	0	0	0-0	0		
9/24 @ Cle.	4	4	0	0-0	0	0	0-0	0		
10/1 vs. SD	2	2	0	0-0	0	0	0-0	2		
10/9 @ Den.	3	3	0	1-(-8)	0	0	0-0	1		
10/15 vs. Car.	5	5	0	0-0	0	0	0-0	0		
10/29 @ NO	2	2	0	0-0	0	0	0-0	0		
11/5 vs. Cin.	3	3	0	1-24	0	0	0-0	2		
11/12 @ Ten.	4	3	1	0-0	0	0	0-0	0		
11/19 vs. Atl.	4	4	0	0-0	0	0	1-7	1		
11/26 vs. Pit.	2	2	0	0-0	0	0	0-0	2		
11/30 @ Cin.	5	5	0	0-0	0	0	0-0	2		
12/10 @ KC	2	2	0	0-0	0	0	0-0	1		
12/17 vs. Cle.	3	3	0	0-0	0	0	0-0	1		
12/24 @ Pit.	7	6	1	0-0	0	0	0-0	0		
12/31 vs. Buf.	5	5	0	1-44	0	0	0-0	1		
<b>Totals</b>	<b>60</b>	<b>55</b>	<b>5</b>	<b>3-60</b>	<b>0</b>	<b>0</b>	<b>1-7</b>	<b>13</b>		
Playoffs										
1/13/07 vs. Ind.	4	3	1	0-0	0	0	0-0	1		
<b>Totals</b>	<b>4</b>	<b>3</b>	<b>1</b>	<b>0-0</b>	<b>0</b>	<b>0</b>	<b>0-0</b>	<b>1</b>		

## 2004 Game-by-Game Tackles

Titans										
Date/Opp.	TT	Solo	AS	INT	FF	FR	Sacks	PD		
9/12 @ Mia.	2	2	0	1-0	0	0	0-0	1		
9/19 vs. Ind.	3	2	1	0-0	0	1	0-0	1		
9/26 vs. Jax.	1	1	0	0-0	0	1	0-0	1		
10/3 @ SD	1	1	0	0-0	0	0	0-0	0		
10/11 @ GB	1	1	0	0-0	0	0	0-0	1		
10/17 vs. Hou.	1	1	0	0-0	0	0	0-0	1		
10/24 @ Min.	1	1	0	0-0	0	0	0-0	0		
10/31 vs. Cin.	7	7	0	0-0	0	0	0-0	0		
11/14 vs. Chi.	6	6	0	0-0	0	0	0-0	1		
11/21 @ Jax.	1	0	1	0-0	0	0	0-0	0		
11/28 @ Hou.	2	2	0	0-0	0	0	0-0	0		
12/5 @ Ind.	INACTIVE-KNEE									
12/13 vs. KC	INACTIVE-KNEE									
12/19 @ Oak.	INACTIVE-KNEE									
12/25 vs. Den.	INACTIVE-KNEE									
1/2/05 vs. Det.	INACTIVE-KNEE									
<b>Totals</b>	<b>26</b>	<b>24</b>	<b>2</b>	<b>1-0</b>	<b>0</b>	<b>2</b>	<b>0-0</b>	<b>6</b>		

# 22 SAMARI ROLLE

2003

Game-by-Game Tackles

Titans

Date/Opp.	TT	Solo	AS	INT	FF	FR	Sacks	PD
9/7 vs. Oak.	5	3	2	0-0	0	0	0-0	1
9/14 @ Ind.	3	3	0	0-0	0	0	0-0	0
9/21 vs. NO	0	0	0	0-0	0	1	0-0	2
9/28 @ Pit.	4	3	1	1-49	0	0	0-0	3
10/5 @ NE	0	0	0	0-0	0	0	0-0	0
10/12 vs. Hou.	INACTIVE-ELBOW							
10/19 @ Car.	INACTIVE-ELBOW							
10/26 @ Jax.	INACTIVE-ELBOW							
11/9 vs. Mia.	2	1	1	1-36	0	0	0-0	2
11/16 vs. Jax.	1	1	0	1-52	0	0	0-0	1
11/23 @ Atl.	2	2	0	0-0	0	0	0-0	0
12/1 @ NYJ	2	2	0	1-4	0	0	0-0	2
12/7 vs. Ind.	6	4	2	0-0	0	0	0-0	1
12/14 vs. Buf.	2	2	0	0-0	0	0	0-0	1
12/21 @ Hou.	1	1	0	2-0	0	1	0-0	2
12/28 vs. TB	1	1	0	0-0	0	0	0-0	1
<b>Totals</b>	<b>29</b>	<b>23</b>	<b>6</b>	<b>6-141</b>	<b>0</b>	<b>2</b>	<b>0-0</b>	<b>16</b>

Playoffs

1/3/04 @ Bal.	5	4	1	1-1	0	0	0-0	2
1/10/04 @ NE	4	4	0	0-0	0	0	0-0	0
<b>Totals</b>	<b>9</b>	<b>8</b>	<b>1</b>	<b>1-1</b>	<b>0</b>	<b>0</b>	<b>0-0</b>	<b>2</b>

2001

Game-by-Game Tackles

Titans

Date/Opp.	TT	Solo	AS	INT	FF	FR	Sacks	PD
9/9 vs. Mia.	1	1	0	0-0	0	0	0-0	2
9/23 @ Jax.	7	7	0	0-0	0	2	1-0	0
10/7 @ Bal.	4	4	0	0-0	0	0	0	0
10/14 vs. TB	INACTIVE-NECK							
10/21 @ Det.	INACTIVE-NECK							
10/29 @ Pit.	2	2	0	0-0	0	0	1-4	0
10/4 vs. Jax.	8	7	1	1-0	0	0	0-0	1
11/12 vs. Bal.	5	4	1	0-0	0	0	0-0	1
11/18 @ Cin.	4	4	0	1-0	0	0	0-0	2
11/25 vs. Pit.	2	1	1	0-0	0	0	0-0	1
12/2 @ Cle.	5	4	1	0-0	0	0	0-0	2
12/9 @ Min.	2	2	0	0-0	0	0	0-0	1
12/16 vs. GB	1	1	0	0-0	0	0	0-0	1
12/22 @ Oak.	3	3	0	0-0	0	0	0-0	1
12/30 vs. Cle.	4	1	3	0-0	0	0	0-0	0
1/6/02 vs. Cin.	8	8	0	1-3	0	0	0-0	2
<b>Totals</b>	<b>56</b>	<b>49</b>	<b>7</b>	<b>3-3</b>	<b>0</b>	<b>2</b>	<b>2-4</b>	<b>14</b>

1999

Game-by-Game Tackles

Titans

Date/Opp.	TT	Solo	AS	INT	FF	FR	Sacks	PD
9/12 vs. Cin.	8	6	2	0-0	0	0	0-0	1
9/19 vs. Cle.	3	2	1	0-0	0	0	0-0	0
9/26 @ Jax.	4	3	1	1-0	0	0	0-0	1
10/3 @ SF	3	3	0	0-0	0	0	0-0	0
10/10 vs. Bal.	8	8	0	0-0	0	0	2-21	0
10/17 @ NO	4	3	1	0-0	0	0	0-0	1
10/31 vs. STL	2	2	0	0-0	0	0	0-0	1
11/7 @ Mia.	3	3	0	0-0	0	0	0-0	2
11/14 @ Cin.	5	5	0	0-0	0	0	0-0	0
11/21 vs. Pit.	4	2	2	0-0	0	0	0-0	1
11/28 @ Cle.	5	3	2	0-0	0	0	1-8	4
12/5 @ Bal.	2	2	0	0-0	0	0	0-0	1
12/9 vs. Oak.	6	4	2	0-0	0	1	0-0	0
12/19 vs. Atl.	2	2	0	0-0	0	0	0-0	1
12/26 vs. Jax.	4	3	1	3-66	0	0	0-4	4
1/2/00 @ Pit.	7	6	1	0-0	0	0	0-0	0
<b>Totals</b>	<b>70</b>	<b>57</b>	<b>13</b>	<b>4-66</b>	<b>0</b>	<b>1</b>	<b>3-29</b>	<b>17</b>

Playoffs

1/8/00 vs. Buf.	4	2	2	0-0	0	0	0-0	1
1/16/00 @ Ind.	4	4	0	0-0	0	0	0-0	1
1/23/00 @ Jax.	4	4	0	0-0	0	0	0-0	0
1/30/00 @ STL	1	1	0	0-0	0	0	0-0	1
<b>Totals</b>	<b>13</b>	<b>11</b>	<b>2</b>	<b>0-0</b>	<b>0</b>	<b>0</b>	<b>0-0</b>	<b>3</b>

2002

Game-by-Game Tackles

Titans

Date/Opp.	TT	Solo	AS	INT	FF	FR	Sacks	PD
9/8 vs. Phi.	3	2	1	0-0	0	0	0-0	0
9/15 @ Dal.	2	2	0	0-0	0	0	0-0	2
9/22 vs. Cle.	4	3	1	0-0	0	0	0-0	1
9/29 @ Oak.	1	0	1	0-0	0	0	0-0	0
10/6 vs. Was.	4	4	0	0-0	0	0	0-0	2
10/13 vs. Jax.	2	2	0	0-0	0	0	0-0	0
10/27 @ Cin.	6	5	1	0-0	0	0	0-0	0
11/3 @ Ind.	9	8	1	0-0	0	0	0-0	1
11/10 vs. Hou.	1	1	0	1-0	0	0	0-0	1
11/17 vs. Pit.	2	2	0	0-0	0	0	0-0	1
11/24 @ Bal.	2	2	0	0-0	0	0	0-0	0
12/1 @ NYG	1	0	1	0-0	0	0	0-0	0
12/8 vs. Ind.	1	1	0	0-0	0	0	0-0	2
12/16 vs. NE	2	1	1	0-0	0	0	0-0	0
12/22 @ Jax.	3	3	0	0-0	0	0	0-0	1
12/29 @ Hou.	1	1	0	1-0	0	0	0-0	3
<b>Totals</b>	<b>44</b>	<b>37</b>	<b>7</b>	<b>2-0</b>	<b>0</b>	<b>0</b>	<b>0-0</b>	<b>14</b>

Playoffs

1/11/03 vs. Pit.	2	2	0	1-16	0	0	0-0	1
1/19/03 @ Oak.	4	4	0	0-0	0	1	0-0	1
<b>Totals</b>	<b>6</b>	<b>6</b>	<b>0</b>	<b>1-16</b>	<b>0</b>	<b>1</b>	<b>0-0</b>	<b>2</b>

2000

Game-by-Game Tackles

Titans

Date/Opp.	TT	Solo	AS	INT	FF	FR	Sacks	PD
9/3 @ Buf.	4	3	1	0-0	0	0	1-8	1
9/10 vs. KC	3	3	0	0-0	0	0	0-0	1
9/24 @ Pit.	1	1	0	0-0	0	0	0-0	2
10/1 vs. NYG	2	1	0	1-41	0	0	0-0	2
10/8 @ Cin.	3	3	0	0-0	0	0	0-0	1
10/16 vs. Jax.	2	2	0	0-0	0	1	0-0	1
10/22 @ Bal.	INACTIVE - ANKLE							
10/30 @ Was.	4	4	0	2-81	0	0	0-0	2
11/5 vs. Pit.	1	0	1	1-1	0	0	0-0	0
11/12 vs. Bal.	4	3	1	0-0	0	0	0-0	0
11/19 vs. Cle.	2	0	2	1-8	0	0	0-0	0
11/26 @ Jax.	3	2	1	2(-1)	0	0	0-0	1
12/3 @ Phi.	6	1	5	0-0	0	0	0-0	0
12/10 vs. Cin.	3	2	1	0-0	0	0	0-0	0
12/17 @ Cle.	3	2	1	0-0	0	0	0-0	2
12/25 vs. Dal.	1	0	1	0-0	0	0	0.5-1.5	14
<b>Totals</b>	<b>42</b>	<b>27</b>	<b>15</b>	<b>7-140</b>	<b>0</b>	<b>1</b>	<b>1.5-9.5</b>	<b>14</b>

Playoffs

1/7/01 vs. Bal.	3	3	0	0-0	0	0	0-0	0
<b>Totals</b>	<b>3</b>	<b>3</b>	<b>0</b>	<b>0-0</b>	<b>0</b>	<b>0</b>	<b>0-0</b>	<b>0</b>

1998

Game-by-Game Tackles

Oilers

Date/Opp.	TT	Solo	AS	INT	FF	FR	Sacks	PD
9/6 @ Cin.	INACTIVE-SPINALCORD CONCUSSION							
9/13 vs. SD	3	3	0	0-0	0	0	0-0	0
9/20 @ NE	3	3	0	0-0	0	0	0-0	0
9/27 vs. Jax.	2	2	0	0-0	1	0	0-0	0
10/11 @ Bal.	3	2	0	0-0	0	0	0-0	1
10/18 vs. Cin.	1	1	0	0-0	0	0	0-0	0
10/25 vs. Chi.	2	1	1	0-0	0	0	0-0	0
11/1 @ Pit.	2	1	1	0-0	0	0	0-0	1
11/8 @ TB	2	2	0	0-0	0	0	0-0	0
11/15 vs. Pit.	1	1	0	0-0	0	0	0-0	0
11/22 vs. NYJ	5	3	2	0-0	0	0	0-0	1
11/29 @ Sea.	3	2	1	0-0	0	0	0-0	0
12/6 vs. Bal.	2	2	0	0-0	0	0	2-14	2
12/13 @ Jax.	1	0	1	0-0	0	0	0-0	2
12/20 @ GB	0	0	0	0-0	0	0	0-0	0
12/26 vs. Min.	0	0	0	0-0	0	0	0-0	0
<b>Totals</b>	<b>28</b>	<b>22</b>	<b>6</b>	<b>0-0</b>	<b>1</b>	<b>0</b>	<b>2-14</b>	<b>7</b>

# 22 SAMARI ROLLE

## 22 SAMARI ROLLE

All-Star Game...Along with his wife, Danisha, and the *Samari Rolle Foundation*, in 2002, he kicked off a bowling tournament featuring his Titans teammates, members of the media and corporate sponsors...His foundation, which helps inner-city residents, had also sponsored a Thanksgiving turkey giveaway, a Christmas toy giveaway, an event that provided free makeovers for homeless women and free sneakers from his Reebok account to inner-city youth...One of his framed jerseys of NFL players in Rolle's "Game Room" is of former HS teammate CB Duane Starks, who was chosen by the Ravens in the 1st round of the 1998 draft...He wears No. 22 with the Ravens as a tribute to Starks...Rolle had a satellite dish installed in order to watch HS football games featuring teams from the states of Florida, California and Texas...Rolle, who wants to become a scout or coach following his playing days, watches live games in his living room on Friday nights or taped contests following games on Sundays...His interests are always on the up-

and-coming CBs in the country...In Dec. 2005 and '06, Samari participated in the Ravens ACT Auction party that benefits the Ravens All Community Team Foundation and all of the player foundations...During the 2007 offseason, Samari and his wife joined Jaguars RB Fred Taylor and his wife and Eagles CB Lito Sheppard and his wife on a safari to South Africa...Partners annually with WR Derrick Mason and QB Kyle Boller to host the Annual Holiday Helpers Shopping Event at Target locations: In conjunction with their foundations, the players donated \$10,000 in 2005 and \$15,000 in 2006 and '07 to provide 100 children with \$150 gift certificates to Target...Samari took part in the 2008 National Walk for Epilepsy in Washington D.C. in March 2008, which helped raise \$1.3 million for the foundation...Samari and Danisha have 2 daughters, Samara, 8 and Amari Michelle, 2 and a son, Jamir...Named after an African king, "Samari," which means "strength"...Full name: Samari Toure Rolle.

### REGULAR SEASON

Year	Team	GP	GS	TACKLES					INTERCEPTIONS					FUMBLES		
				TT	Solo	Asst	SK	Yards	No	Yds	Lg	TDs	PD	FF	FR	Yds
1998	Tennessee	15	1	30	22	8	2	14	0	0	0	0	7	1	0	0
1999	Tennessee	16	16	70	57	13	3	29	4	66	0	17	0	1	3	
2000	Tennessee	15	15	42	27	15	1.5	9.5	7	140	81t	1	19	0	1	0
2001	Tennessee	14	14	56	49	7	2	4	3	3	3	0	14	0	2	26
2002	Tennessee	16	16	44	37	7	0	0	2	0	0	0	14	0	0	0
2003	Tennessee	13	13	29	23	6	0	0	6	141	52	0	16	0	2	64
2004	Tennessee	11	11	26	24	2	0	0	1	0	0	0	6	0	2	5
2005	Baltimore	16	16	45	40	5	0	0	1	11	11	0	14	1	0	0
2006	Baltimore	16	16	60	55	5	1	7	3	60	44	0	13	0	0	0
2007	Baltimore	6	5	25	23	2	0	0	1	0	0	0	5	0	0	0
<b>Totals</b>		<b>138</b>	<b>123</b>	<b>427</b>	<b>357</b>	<b>70</b>	<b>9.5</b>	<b>63.5</b>	<b>28</b>	<b>421</b>	<b>81t</b>	<b>1</b>	<b>125</b>	<b>2</b>	<b>8</b>	<b>98</b>

### CAREER SINGLE-GAME HIGHS (regular season)

#### Total Tackles:

9 (11/3/02 at Ind.)

#### Sacks:

2 2 times (last: 10/10/99 vs. Bal.)

#### Forced Fumbles:

1 2 times (last: 9/18/05 at Ten.)

#### Passes Defended:

4 2 times (last: 12/26/99 at Cle.)

#### Solo Tackles:

8 2 times (last: 11/3/02 at Ind.)

#### INTs:

3 (12/26/99 vs. Jax.)

#### Fumble Recoveries:

2 2 times (last: 9/23/01 at Jax.)

### POSTSEASON

Year	Team	GP	GS	TACKLES					INTERCEPTIONS					FUMBLES		
				TT	Solo	Asst	SK	Yards	No	Yds	Lg	TDs	PD	FF	FR	Yds
1999	Tennessee	4	4	13	11	3	1	2	0	0	0	0	3	0	0	0
2000	Tennessee	1	1	3	3	0	0	0	0	0	0	0	0	0	0	0
2002	Tennessee	2	2	6	6	0	0	0	1	16	16	0	2	0	1	0
2003	Tennessee	2	2	9	8	1	0	0	1	1	1	0	2	0	0	0
2006	Baltimore	1	1	4	3	1	0	0	0	0	0	0	1	0	0	0
<b>Totals</b>		<b>10</b>	<b>10</b>	<b>35</b>	<b>31</b>	<b>5</b>	<b>1</b>	<b>2</b>	<b>2</b>	<b>17</b>	<b>16</b>	<b>0</b>	<b>8</b>	<b>0</b>	<b>1</b>	<b>0</b>

## 22 SAMARI ROLLE



# 34

## Running Back — 3 Seasons

### CORY ROSS

**HT: 5-6**

**WT: 205**

**COLLEGE: NEBRASKA**

**HS: THOMAS JEFFERSON (DENVER, CO)**

**BORN: 9/22/82, DENVER, CO**

**JOINED RAVENS: ROOKIE FREE AGENT, 2006**

**GAMES PLAYED/STARTED:** (2006 4/0); (2007, 6/0) **Total 10/0**

**Playoffs** (2006, 1/0) **Total 1/0**

**TRANSACTIONS:** Cory Ross re-signed (exclusive rights free agent) with the Ravens on 3/18/08...Signed to Baltimore's active roster on 10/23/07...Waived by the Ravens on 10/20/07...Re-signed by the Ravens on 10/16/07...Waived by Baltimore on 10/13/07...Signed to Baltimore's active roster from their practice squad on 9/12/07...Originally signed with the Ravens as a rookie free agent on 5/12/06.

**PRO:** Speedy and aggressive back who is a fearless runner with tremendous open-field moves...Played in 6 games, seeing his *1st-career action from scrimmage* (season finale vs. Pit.) in 2007 and finished with *career highs with 12 rushes for 72 yards* (6.0 avg.) and *1 TD*.

**2007:** Played in 6 games, seeing his *1st-career action from scrimmage* (season finale vs. Pit.) and finished with 12 rushes for 72 yards (6.0 avg.) and a TD...Also returned 9 KO for 148 yards and had 5 PRs for 36 yards on the season...**2007 SEASON HIGHLIGHTS:** Subbed and took advantage of his *1st-career action from scrimmage*, setting *career highs with 12 carries for 72 yards* (6.0 avg.) with a *career-long 32-yard TD scamper* and converting 3 rushes for 1st downs in the 27-21 win in the **season finale vs. Pit. (12/30)**...Saw action on special teams in **game 11 at SD (11/25)**...Returned 1 KO for 18 yards and had 2 PRs for 6 yards in **game 10 vs. Cle. (11/18)**...Averaged 16.0 yards on 7 KORs and 13.5 yards on 2 PRs in **game 9 vs. Cin. (11/11)**...Was a game-day inactive in **game 8 at Pit. (11/5)**...Re-signed by the Ravens on 10/23/07...Waived by Baltimore on 10/20/07...Re-signed by the Ravens on 10/16/07...Waived by Baltimore on 10/13/07...Returned 1 KO for 18 yards and had 1 punt return for 3 yards in the win in **game 5 at SF (10/7)**...Was a game-day inactive in **games 2-4**...Signed to the active roster from the Ravens' practice squad on 9/12...Was on the Ravens' practice squad for **game 1 at Cin. (9/10)**.

**2006:** Saw action in 4 games, taking over return duties for an injured B.J. Sams (ankle) after making the team as a rookie free agent...

Averaged 21.6 yards per KOR (9 for 194 yards) and 2.8 yards per PR (13 for 37 yards) on the year...**2006 SEASON HIGHLIGHTS:** Saw action in his *1st-career postseason game* returning 6 KO for 124 yards (20.7 avg.) and averaging 15.0 yards per punt return (2 for 30 yards) in the **Divisional Playoff game vs. Ind. (1/13/07)**...Returned 2 KO for 39 yards (19.5 avg.) and 3 punts for 13 yards in the 19-7 win in the **season finale vs. Buf. (12/31)**...Returned 1 KO for 24 yards and 3 punts for 6 yards in the 31-7 win in **game 15 at Pit. (12/24)**...Returned 4 kicks for 80 yards (20.0 avg.) and had 5 punt returns for 20 yards in the 27-17 win in **game 14 vs. Cle. (12/17)**...Saw action in his *1st NFL game* and returned 2 KO for 51 yards (25.5 avg.) in the 20-10 victory in **game 13 at KC (12/10)**...Was a game-day inactive in the 1st 12 games of the season.

**COLLEGE:** Named Nebraska's Offensive MVP after both his junior and senior seasons and finished his career as one of the most versatile RBs in Husker history...Ranked 9th on Nebraska's all-time rushing list with 2,743 yards...In addition, Ross finished his career with 71 receptions to rank 6th on the Huskers' career charts...He is the only player in Nebraska school history to rank in the top 10 in both rushing yards and receptions...Was a co-captain in his final season and earned 2nd-team All-Big 12 honors as a senior...Ross also earned Nebraska's prestigious Tom Novak Award for outstanding leadership and character in 2005...As a senior, Ross led Nebraska with 882 rushing yards, including a season-high 161 yards in his Husker finale against Michigan in the Alamo Bowl...He also hauled in a Nebraska RBs record 43 receptions in 2005 and grabbed 3 TD receptions...Ross also set Nebraska RB records for receiving yards in a game (131 vs. Iowa State) and receptions in a game (9 at Colorado)...He became the 1st Husker I-back to top 1,000 yards since 2001, en route to 2nd-team All-Big 12 honors, as well as team Offensive MVP honors...His 1,102-yard season was the 27th 1,000-yard effort in school history and the 18th-most productive single-season rushing total in Nebraska history...Ross averaged 100.2 rushing yards per game, a total that ranked 5th in the Big 12 and 23rd nationally...His 262 yards receiving



# 34 CORY ROSS

were the most by a back since 1969...Ross scored his 1st-career TD reception against Kansas and had a 74-yard TD reception against Baylor, the longest reception by a Nebraska back since 1978...Rushed for 184 yards and 2 TDs as a redshirt freshman in 2002...He red-shirted in his 1st season in the Nebraska program in 2001...Majored in sociology.

**PERSONAL:** Was an All-American CB and started at RB at Thomas Jefferson (Denver, CO) HS...He rushed for 1,543 yards and 23 TDs as a senior...Led the state in total offense with 3,700 yards and had 12 return TDs (6 on KOs and 6 on PRs)...Also had 5 INTs, returning 2 for

TDs as a senior, and was 3rd on the squad with 84 tackles...Bagged groceries in Sep. 2006 at a Giant grocery store, with donations benefiting the Carroll County Youth Service Bureau ...Participated in teammate Chris McAlister's annual foundation golf tournament in May 2007...Cory attended the Abilities Network Fundraiser in Nov. 2007; The Abilities Network raises money and awareness for children with neurological disease...Ross participated in the Ravens annual Spring Football Festival in April 2008, where he signed autographs and spoke at fan forums...Older brother, Roger, played WR at Kansas.

## 2007

### Game-by-Game

#### Ravens

#### KICKOFF RETURNS

Date/Opp.	No.	Yds.	Avg.	LG	TD
9/10 @ Cin.					
9/16 vs. NYJ					
9/23 vs. Ari.					
9/30 @ Cle.					
10/7 @ SF	1	18	18.0	18	0
10/14 vs. STL					
10/21 @ Buf.					
11/5 @ Pit.					
11/11 vs. Cin.	7	112	16.0	25	0
11/18 vs. Cle.	1	18	18.0	18	0
11/25 @ SD	0	0.0	0.0	0	0
12/3 vs. NE	0	0	0.0	0	0
12/9 vs. Ind.					
12/16 @ Mia.					
12/23 @ Sea.					
12/30 vs. Pit.	0	0	0.0	0	0
<b>Totals</b>	<b>9</b>	<b>148</b>	<b>16.4</b>	<b>25</b>	<b>0</b>

Date/Opp.	No.	FC	Yds.	Avg.	LG	TD
9/10 @ Cin.						
9/16 vs. NYJ						
9/23 vs. Ari.						
9/30 @ Cle.						
10/7 @ SF	1	0	3	3.0	3	0
10/14 vs. STL						
10/21 @ Buf.						
11/5 @ Pit.						
11/11 vs. Cin.	2	0	27	13.5	15	0
11/18 vs. Cle.	2	0	6	3.0	7	0
11/25 @ SD	0	0	0	0.0	0	0
12/3 vs. NE	0	0	0	0.0	0	0
12/9 vs. Ind.						
12/16 @ Mia.						
12/23 @ Sea.						
12/30 vs. Pit.	0	0	0	0.0	0	0
<b>Totals</b>	<b>5</b>	<b>0</b>	<b>36</b>	<b>7.2</b>	<b>15</b>	<b>0</b>

Date/Opp.	No.	Yds.	Avg.	LG	TD
9/10 @ Cin.					
9/16 vs. NYJ					
9/23 vs. Ari.					
9/30 @ Cle.					
10/7 @ SF	0	0	0.0	0	0
10/14 vs. STL					
10/21 @ Buf.					
11/5 @ Pit.					
11/11 vs. Cin.	0	0	0.0	0	0
11/18 vs. Cle.	0	0	0.0	0	0
11/25 @ SD	0	0	0.0	0	0
12/3 vs. NE	0	0	0.0	0	0
12/9 vs. Ind.					
12/16 @ Mia.					
12/23 @ Sea.					
12/30 vs. Pit.	0	0	0.0	0	0
<b>Totals</b>	<b>12</b>	<b>72</b>	<b>6.0</b>	<b>32</b>	<b>1</b>

Date/Opp.	No.	Yds.	Avg.	LG	TD
9/10 @ Cin.					
9/16 vs. NYJ					
9/23 vs. Ari.					
9/30 @ Cle.					
10/7 @ SF	0	0	0.0	0	0
10/14 vs. STL					
10/21 @ Buf.					
11/5 @ Pit.					
11/11 vs. Cin.	0	0	0.0	0	0
11/18 vs. Cle.	0	0	0.0	0	0
11/25 @ SD	0	0	0.0	0	0
12/3 vs. NE	0	0	0.0	0	0
12/9 vs. Ind.					
12/16 @ Mia.					
12/23 @ Sea.					
12/30 vs. Pit.	0	0	0.0	0	0
<b>Totals</b>	<b>0</b>	<b>0</b>	<b>0.0</b>	<b>0</b>	<b>0</b>

Date/Opp.	No.	Yds.	Avg.	LG	TD
9/10 @ Cin.					
9/16 vs. NYJ					
9/23 vs. Ari.					
9/30 @ Cle.					
10/7 @ SF	0	0	0.0	0	0
10/14 vs. STL					
10/21 @ Buf.					
11/5 @ Pit.					
11/11 vs. Cin.	0	0	0.0	0	0
11/18 vs. Cle.	0	0	0.0	0	0
11/25 @ SD	0	0	0.0	0	0
12/3 vs. NE	0	0	0.0	0	0
12/9 vs. Ind.					
12/16 @ Mia.					
12/23 @ Sea.					
12/30 vs. Pit.	0	0	0.0	0	0
<b>Totals</b>	<b>0</b>	<b>0</b>	<b>0.0</b>	<b>0</b>	<b>0</b>

Date/Opp.	No.	Yds.	Avg.	LG	TD
9/10 @ Cin.					
9/16 vs. NYJ					
9/23 vs. Ari.					
9/30 @ Cle.					
10/7 @ SF	0	0	0.0	0	0
10/14 vs. STL					
10/21 @ Buf.					
11/5 @ Pit.					
11/11 vs. Cin.	0	0	0.0	0	0
11/18 vs. Cle.	0	0	0.0	0	0
11/25 @ SD	0	0	0.0	0	0
12/3 vs. NE	0	0	0.0	0	0
12/9 vs. Ind.					
12/16 @ Mia.					
12/23 @ Sea.					
12/30 vs. Pit.	0	0	0.0	0	0
<b>Totals</b>	<b>0</b>	<b>0</b>	<b>0.0</b>	<b>0</b>	<b>0</b>

Date/Opp.	No.	Yds.	Avg.	LG	TD
9/10 @ Cin.					
9/16 vs. NYJ					
9/23 vs. Ari.					
9/30 @ Cle.					
10/7 @ SF	0	0	0.0	0	0
10/14 vs. STL					
10/21 @ Buf.					
11/5 @ Pit.					
11/11 vs. Cin.	0	0	0.0	0	0
11/18 vs. Cle.	0	0	0.0	0	0
11/25 @ SD	0	0	0.0	0	0
12/3 vs. NE	0	0	0.0	0	0
12/9 vs. Ind.					
12/16 @ Mia.					
12/23 @ Sea.					
12/30 vs. Pit.	0	0	0.0	0	0
<b>Totals</b>	<b>0</b>	<b>0</b>	<b>0.0</b>	<b>0</b>	<b>0</b>

Date/Opp.	No.	Yds.	Avg.	LG	TD
9/10 @ Cin.					
9/16 vs. NYJ					
9/23 vs. Ari.					
9/30 @ Cle.					
10/7 @ SF	0	0	0.0	0	0
10/14 vs. STL					
10/21 @ Buf.					
11/5 @ Pit.					
11/11 vs. Cin.	0	0	0.0	0	0
11/18 vs. Cle.	0	0	0.0	0	0
11/25 @ SD	0	0	0.0	0	0
12/3 vs. NE	0	0	0.0	0	0
12/9 vs. Ind.					
12/16 @ Mia.					
12/23 @ Sea.					
12/30 vs. Pit.	0	0	0.0	0	0
<b>Totals</b>	<b>0</b>	<b>0</b>	<b>0.0</b>	<b>0</b>	<b>0</b>

Date/Opp.	No.	Yds.	Avg.	LG	TD
9/10 @ Cin.					
9/16 vs. NYJ					
9/23 vs. Ari.					
9/30 @ Cle.					
10/7 @ SF	0	0	0.0	0	0
10/14 vs. STL					
10/21 @ Buf.					
11/5 @ Pit.					
11/11 vs. Cin.	0	0	0.0	0	0
11/18 vs. Cle.	0	0	0.0	0	0
11/25 @ SD	0	0	0.0	0	0
12/3 vs. NE	0	0	0.0	0	0
12/9 vs. Ind.					
12/16 @ Mia.					
12/23 @ Sea.					
12/30 vs. Pit.	0	0	0.0	0	0
<b>Totals</b>	<b>0</b>	<b>0</b>	<b>0.0</b>	<b>0</b>	<b>0</b>

Date/Opp.	No.	Yds.	Avg.	LG	TD
9/10 @ Cin.					
9/16 vs. NYJ					
9/23 vs. Ari.					
9/30 @ Cle.					
10/7 @ SF	0	0	0.0	0	0
10/14 vs. STL					
10/21 @ Buf.					
11/5 @ Pit.					
11/11 vs. Cin.	0	0	0.0	0	0
11/18 vs. Cle.	0	0	0.0	0	0
11/25 @ SD	0	0	0.0	0	0
12/3 vs. NE	0	0	0.0	0	0
12/9 vs. Ind.					
12/16 @ Mia.					
12/23 @ Sea.					
12/30 vs. Pit.	0	0	0.0	0	0
<b>Totals</b>	<b>0</b>	<b>0</b>	<b>0.0</b>	<b>0</b>	<b>0</b>

Date/Opp.	No.	Yds.	Avg.	LG	TD
9/10 @ Cin.					
9/16 vs. NYJ					
9/23 vs. Ari.					
9/30 @ Cle.					
10/7 @ SF	0	0	0.0	0	0
10/14 vs. STL					
10/21 @ Buf.					
11/5 @ Pit.					
11/11 vs. Cin.	0	0	0.0	0	0
11/18 vs. Cle.	0	0	0.0	0	0
11/25 @ SD	0	0	0.0	0	0
12/3 vs. NE	0	0	0.0	0	0
12/9 vs. Ind.					
12/16 @ Mia.					
12/23 @ Sea.					
12/30 vs. Pit.	0	0	0.0	0	0
<b>Totals</b>	<b>0</b>	<b>0</b>	<b>0.0</b>	<b>0</b>	<b>0</b>

Date/Opp.	No.	Yds.	Avg.	LG	TD
9/10 @ Cin.					
9/16 vs. NYJ					
9/23 vs. Ari.					
9/30 @ Cle.					
10/7 @ SF	0	0	0.0	0	0
10/14 vs. STL					
10/21 @ Buf.					
11/5 @ Pit.					
11/11 vs. Cin.	0	0	0.0	0	0
11/18 vs. Cle.	0	0	0.0	0	0
11/25 @ SD	0	0	0.0	0	0
12/3 vs. NE	0	0	0.0	0	0
12/9 vs. Ind.					
12/16 @ Mia.					
12/23 @ Sea.					
12/30 vs. Pit.	0	0	0.0	0	

## REGULAR SEASON

### KICKOFF RETURNS

Year	Team	GP	GS	No.	Yds.	Avg.	LG	TD
2006	Baltimore	4	0	9	194	21.6	28	0
2007	Baltimore	6	0	9	148	16.4	25	0
<b>Totals</b>		<b>10</b>	<b>0</b>	<b>18</b>	<b>342</b>	<b>19.0</b>	<b>28</b>	<b>0</b>

### PUNT RETURNS

Year	Team	GP	GS	No.	FC	Yds.	Avg.	LG	TD
2006	Baltimore	4	0	13	3	37	2.8	9	0
2007	Baltimore	6	0	5	0	36	7.2	15	0
<b>Totals</b>		<b>10</b>	<b>0</b>	<b>18</b>	<b>3</b>	<b>73</b>	<b>4.0</b>	<b>15</b>	<b>0</b>

### RUSHING

Year	Team	GP	GS	No.	Yds.	Avg.	LG	TD
2006	Baltimore	4	0	0	0	0.0	0	0
2007	Baltimore	6	0	12	72	6.0	32t	1
<b>Totals</b>		<b>10</b>	<b>0</b>	<b>12</b>	<b>72</b>	<b>6.0</b>	<b>32t</b>	<b>1</b>

### CAREER SINGLE-GAME HIGHS (regular season)

#### KO Returns

##### Returns:

4 (11/11/07 vs. Cin.)

##### Yardage:

112 (11/11/07 vs. Cin.)

##### Long:

28 2 times (last: 12/17/06 vs. Cle.)

##### Touchdowns:

None

#### Punt Returns

##### Returns:

5 (12/17/06 vs. Cle.)

##### Yardage:

27 (11/11/07 vs. Cin.)

##### Long:

15 (11/11/07 vs. Cin.)

##### Touchdowns:

None

#### Rushing

##### Returns:

12 (12/30/07 vs. Pit.)

##### Yardage:

72 (12/30/07 vs. Pit.)

##### Long:

32t (12/30/07 vs. Pit.)

##### Touchdowns:

1 (12/30/07 vs. Pit.)

#### Receiving

##### Returns:

None

##### Yardage:

None

##### Long:

None

##### Touchdowns:

None

## POSTSEASON


### KICKOFF RETURNS

Year	Team	GP	GS	No.	Yds.	Avg.	LG	TD
2006	Baltimore	1	0	6	124	20.6	27	0
<b>Totals</b>		<b>1</b>	<b>0</b>	<b>6</b>	<b>124</b>	<b>20.6</b>	<b>27</b>	<b>0</b>

### PUNT RETURNS

Year	Team	GP	GS	No.	Yds.	Avg.	LG	TD
2006	Baltimore	1	0	2	30	15.0	18	0
<b>Totals</b>		<b>1</b>	<b>0</b>	<b>2</b>	<b>30</b>	<b>15.0</b>	<b>18</b>	<b>0</b>

**34 CORY ROSS**



57

BART  
SCOTT

HT: 6-2

WT: 240

COLLEGE: SOUTHERN ILLINOIS

HS: SOUTHEASTERN (DETROIT, MI)

BORN: 8/18/80, DETROIT, MI

JOINED RAVENS: FREE AGENT, 2006

**GAMES PLAYED/STARTED:** (2002, 16/0); (2003, 16/0); (2004, 13/0); (2005, 16/10); (2006, 16/16); (2007, 16/16) **Total 93/42**

**Playoffs** (2003, 1/0); (2006, 1/1) **Total 2/1**

**TRANSACTIONS:** Bart Scott re-signed with the Ravens (3-year contract) on 3/14/06...Signed a 1-year tender with the Ravens on 4/19/05...Originally signed with the Ravens as a rookie free agent on 4/25/02.

**PRO: Pro Bowl** defensive playmaker with great range and intensity...Enters 2008 having played in 93 games with 42 starts...Has 404 tackles (267 solo), 14.5 sacks, 18 PD, 4 FRs, 3 INTs and 1 FF in his career...Has 3 consecutive 100-tackle seasons...Earned his *1st-career Pro Bowl* (named 2nd alternate and played due to injuries to Broncos LB Al Wilson and teammate Ray Lewis) in 2006...Named to the *AP 2nd-team All-Pro* squad, Peter King's *Sports Illustrated's All-Pro Team* and *USA Today's All-Joe Team* (players who are critical to their team, but not Pro Bowlers)...Finished 2nd on the NFL's No. 1-ranked defense with **135 tackles, 9.5 sacks, 9 PD and 2 INTs**, all *career highs*...Earned *AFC Player of the Month* honors for Sept. after leading the AFC and tying for the league lead with 5 sacks...He finished the month (3 games) with 23 tackles (17 solo), 5 sacks and 5 PD...Tied for the team lead (Chad Williams) with 17 special teams tackles, 5 tackles from scrimmage and 1 INT in 2002.

**2007:** Started all 16 games for the 2nd consecutive season and finished 2nd on the team with 131 tackles (2nd-highest total of his career), posting 3 PD and a sack (-2 yards) on the year...**2007 SEASON HIGHLIGHTS:** Posted 10 tackles, including 8 solo and 2 QB hits in **game 10 vs. Cle. (11/18)**...Netted 13 tackles, including 8 solo and had a PD in **game 8 at Pit. (11/5)**...Had 7 tackles (5 solo) and 4 QB hits, while helping force the Rams into a Ravens' franchise single-game record 5 INTs in the 22-3 win in **game 6 vs. STL (10/14)**...Tied for the team lead (Ray Lewis) with 10 tackles and a sack (-2 yards), helping hold the 49ers to 49 rushing yards and 6 total 1st downs in the win in **game 5 at SF (10/7)**...Netted 13 tackles, 2 QB hits and 1 PD while helping hold the Browns to 3.3 yards per carry in **game 4 at Cle. (9/30)**.

**2006:** Earned his *1st-career Pro Bowl* (named

2nd alternate and played due to injuries to Broncos LB Al Wilson and teammate Ray Lewis)...Named to the *AP 2nd-team All-Pro* squad, Peter King's *Sports Illustrated's All-Pro Team* and *USA Today's All-Joe Team* (players who are critical to their team, but not Pro Bowlers)...Started all 16 games and finished 2nd on the NFL's No. 1-ranked defense with **135 tackles, 9.5 sacks (tied for 3rd on the team), 9 PD and 2 INTs**, all *career highs*...Earned *AFC Player of the Month* honors for Sept. after leading the AFC and tying for the league-lead with 5 sacks...He finished the month (3 games) with 23 tackles (17 solo), 5 sacks and 5 PD...Ravens defense finished the 1st month of the season No. 1 in the NFL against the run (34.3 yards per game) and No. 2 overall (197.3 total yards allowed per game) in addition to allowing a meager 6.7 points per contest...**2006 SEASON HIGHLIGHTS:** Started and finished 2nd on the team with a *postseason career-high 12 tackles* (5 solo) and netted 3 QB hits while helping hold the Colts to 2.9 yards per rush in the **Divisional Playoff game vs. Ind. (1/13/07)**...Started and applied constant pressure, forcing the Chiefs into 3 turnovers by posting 11 tackles (6 solo), 1 sack (-5 yards) and 1 QB hit in the 20-10 victory in **game 13 at KC (12/10)**...Started and had 4 solo tackles, 1.5 sacks (part of a Ravens' record-tying 9 sacks) and held the Steelers to just 21 rushing yards in the 27-0 win in **game 11 vs. Pit. (11/26)**...Scott also had 3 QB hits, 1 PD and 1 INT in the 4th quarter to seal the shutout...Started and finished 2nd on the team with a *career-high 19 tackles*, including a *career-high 14 solo* in the 16-13 win in **game 4 vs. SD (10/1)**...Scott also had 1 INT, which he returned 24 yards, setting up the Ravens' 1st TD of the game against the Chargers...Scott won *AFC Defensive Player of the Month* honors for Sept. after leading the AFC and tying for the league-lead with 5 sacks...He finished the month (3 games) with 23 tackles (17 solo), 5 sacks and 5 PD...Ravens defense finished the 1st month of the season No. 1 in the NFL against the run (34.3 yards per game) and No. 2 overall (197.3 total yards allowed per game) in addition to allowing a meager 6.7 points per contest...Scott's heavy pressure on the QB also contributed to the team's NFL-best plus-10 turnover differential, featuring a league-high 7 INTs during that span...Finished 2nd on the team with 9 tackles

(6 solo) and posted 1.5 sacks (-12.5 yards), 2 PD and 7 QB hits, helping the Ravens' defense hold the Browns to just 38 yards rushing in the 15-14 victory in **game 3 at Cle. (9/24)**...Scott hit QB Charlie Frye, with 3:28 remaining in the game, with the Ravens down 14-12 and the Browns on the Ravens' 4-yard line, forcing an errant pass...CB Chris McAlister jumped the route on a pass intended for WR Braylon Edwards, intercepting in the end zone...Ravens then marched down the field and kicked a FG with 20 seconds remaining on the clock for a 15-14 victory...Started and finished 2nd on the team with 9 tackles (7 solo) in the 27-0 victory in the **season opener at TB (9/10)**...Scott also led the team as he tied a career high with 2 sacks (-12 yards) and had 2 PD, 1 of which led to a DT Haloti Ngata INT, which he returned 60 yards to the TB 9-yard line, leading to a Ravens' FG.

**2005:** Saw action in all 16 games, starting 10 (1st starts of his career) and recorded a then-career-high 119 tackles (previous high was 9 total tackles in 2003), including 77 solo, 4 sacks (-24.5 yards), 4 PD and 1 FR and 15 special teams tackles and 2 FFs...**2005 SEASON HIGHLIGHTS:** Tied for the team lead with 10 tackles and had 1 PD in the **season finale at Cle. (11/06)**...Led the team with 13 tackles, including 10 solo in the 48-3 win in **game 14 vs. GB (12/19)**...He also had 1 FR and 2 TFL against the Packers...Posted a then-career-high 13 tackles, including a career-high 10 solo, 1 sack (-4 yards) and a TFL in **game 12 vs. Hou. (12/4)**...Scott also had a special teams tackle against the Texans...Recorded 10 tackles (8 solo), including 1 TFL, a QB hit and a special teams tackle in **game 11 at Cin. (11/27)**...Earned a game ball when he led the team with 12 tackles (9 solo), posted a **career-high 2 -10** and had a PD in the 16-13 OT win in game 10 vs. Pit. (11/20)...**Started his 1st-career game** and posted 9 tackles (6 solo), including 1 TFL, in game 7 at Pit. (10/31).

**2004:** Played in 13 games in 2004, despite battling a knee injury for most of the season...Special teams demon made 17 tackles on kick coverage, including 10 solo...Had a critical FR in the Ravens' 20-17 OT victory over the Jets in game 9 (11/14)...Was also a key reserve at both LB and S for the Ravens, tallying 5 tackles on the year...**2004 SEASON HIGHLIGHTS:** Recorded a team-high 4 special teams tackles in the 37-14 victory in **game 13 vs. NYG (12/12)** before leaving the game with a knee injury...Saw action from scrimmage, recording 2 tackles (1 TFL) and 2 special teams tackles in the 30-10 win in **game 10 vs. Dal. (11/21)**...Subbed from scrimmage, posting 3 tackles (2 solo) and had a FR on special teams in the 20-17 OT victory in **game 9 at NYJ (11/14)**...Saw action both from scrimmage and on special teams and helped the Ravens hold the Redskins to 107 total yards (2nd-lowest total in team history), including just 55 yards rushing in **game 5 at Was. (10/10)**.

**2003:** Saw action in all 16 regular season games and 1 postseason game in 2003...Finished 2nd on the team with 19 special teams tackles, including 12 solo...Also had 1 special teams tackle in the playoffs...**2003 SEASON HIGHLIGHTS:** Saw action from scrimmage and on special teams and had 1 FR (from scrimmage) in **game 15 at Cle. (12/21)**...Subbed from scrimmage and played on special teams in a 31-13 win in **game 13 vs. Cin. (12/7)**...Recorded 6 tackles (4 solo) from scrimmage and 2 special teams tackles against the Bengals...Played on special teams and led the team with 4 special teams tackles in **game 7 vs. Den. (10/26)**.

**2002:** Saw action in all 16 games as a rookie...Finished the season with 5 tackles and 1 INT...**Also tied for the team lead (Chad Williams) with 17 special teams tackles** (13 solo)...**2002 SEASON HIGHLIGHTS:** Saw extensive action from scrimmage and on special teams in **game 15 vs. Cle. (12/22)**...**Had 1 tackle from scrimmage and the 1st INT (Steve McNair) of his career** in 13-12 win in **game 11 vs. Ten. (11/24)**...His INT in the end zone preserved the Ravens' victory...Also posted 1 special teams tackle against the Titans...Saw action from scrimmage and on special teams in NFL debut in **game 1 at Car. (9/8)**.

**COLLEGE:** Three-year starter who tallied 352 tackles at Southern Illinois...Named 1st-team All-Gateway conference and led the team with 127 tackles, 18 TFL and 5.5 sacks as a senior...Posted 14 tackles and 2 sacks against Western Illinois...Switched from LB to SS as a sophomore and led the squad for the 2nd consecutive year with 96 tackles (56 solo), including 3 TFL, and 1 sack...A Gateway Conference honorable mention selection, as well as being selected to the league's all-newcomer squad as a true freshman...Bart went back to school during the offseason and graduated with a degree in economics in May 2005.

**PERSONAL:** First-team All-State as a senior at Southeastern (Detroit, MI) HS...Named to the All-Area team by the *Detroit News*...Had 76 tackles, 26 assists and 3 FRs as a senior...Also led Southeastern HS in rushing with 635 yards and 5 TDs on 97 carries...A 2-time All-Conference selection...Competed in football, basketball, baseball and tennis...Scott participated as a guest coach in a Gatorade Jr. Training Camp during the 2003 season...He attended the ESPN Play Your Way Sports Gear Drive Kick-Off at ESPN Zone Baltimore in May 2004...Comcast, Team ESPN, the Corporate Outreach program for ESPN, and ESPN Zone teamed up to support the collection of sports equipment for an entire month (May 19th - June 19th)...The drive benefited the Baltimore Police Athletic League...Joined the Council of Ravens Roosters for their annual convention in Ocean City (June 2004 and '05)...Helped distribute food and supplies to over 2,000 families in Park



# 57 BART SCOTT

2007

**Game-by-Game Tackles**

**Ravens**

Date/Opp.	TT	Solo	As	INT	FF	FR	Sacks	PD
9/10 @ Cin.	3	3	0	0-0	0	0	0-0	0
9/16 vs. NYJ	10	6	4	0-0	0	0	0-0	0
9/23 vs. Ari.	3	2	1	0-0	0	0	0-0	0
9/30 @ Cle.	13	8	5	0-0	0	0	0-0	1
10/7 @ SF	10	6	4	0-0	0	0	1-2	0
10/14 vs. STL	7	5	2	0-0	0	0	0-0	0
10/21 @ Buf.	10	6	4	0-0	0	0	0-0	0
11/5 @ Pit.	14	6	8	0-0	0	0	0-0	1
11/11 vs. Cin.	3	2	1	0-0	0	0	0-0	0
11/18 vs. Cle.	10	8	2	0-0	0	0	0-0	0
11/25 @ SD	10	4	6	0-0	0	0	0-0	0
12/3 NE	10	8	2	0-0	0	0	0-0	0
12/9 vs. Ind.	9	6	3	0-0	0	0	0-0	0
12/16 @ Mia.	10	8	2	0-0	0	0	0-0	0
12/23 @ Sea.	2	1	1	0-0	0	0	0-0	1
12/30 vs. Pit.	7	5	2	0-0	0	0	0-0	0
<b>Totals</b>	<b>131</b>	<b>84</b>	<b>47</b>	<b>0-0</b>	<b>0</b>	<b>0</b>	<b>1-2</b>	<b>3</b>

2005

**Game-by-Game Tackles**

**Ravens**

Date/Opp.	TT	Solo	As	INT	FF	FR	Sacks	PD
9/11 vs. Ind.	SAW ACTION ON SPECIAL TEAMS							
9/18 @ Ten.	0	0	0	0-0	0	0	0-0	0
10/2 vs. NYJ	0	0	0	0-0	0	0	0-0	0
10/9 @ Det.	9	6	3	0-0	0	0	0-0	0
10/16 vs. Cle.	1	1	0	0-0	0	0	0-0	0
10/23 @ Chi.	1	0	1	0-0	0	0	0-0	0
10/31 @ Pit.	9	6	3	0-0	0	0	0-0	1
11/6 vs. Cin.	7	5	2	0-0	0	0	5-3.5	2
11/13 @ Jax.	13	7	6	0-0	0	0	-5.3	0
11/20 vs. Pit.	12	9	3	0-0	1	2	-14	1
11/27 @ Cin.	10	8	2	0-0	0	0	0-0	0
12/4 vs. Hou.	13	10	3	0-0	0	0	1-4	0
12/11 @ Den.	13	7	6	0-0	0	0	0-0	0
12/19 vs. GB	13	10	3	0-0	1	0	0-0	0
12/25 vs. Min.	8	5	3	0-0	0	0	0-0	0
1/1/06 @ Cle.	10	3	7	0-0	0	0	0-0	1
<b>Totals</b>	<b>119</b>	<b>77</b>	<b>42</b>	<b>0-0</b>	<b>0</b>	<b>2</b>	<b>4-24.5</b>	<b>5</b>

2003

**Game-by-Game Tackles**

**Ravens**

Date/Opp.	TT	Solo	As	INT	FF	FR	Sacks	PD
9/7 @ Pit.	SAW ACTION ON SPECIAL TEAMS							
9/14 vs. Cle.	SAW ACTION ON SPECIAL TEAMS							
9/21 @ SD	SAW ACTION ON SPECIAL TEAMS							
9/28 vs. KC	SAW ACTION ON SPECIAL TEAMS							
10/12 @ Ari.	SAW ACTION ON SPECIAL TEAMS							
10/19 @ Cin.	SAW ACTION ON SPECIAL TEAMS							
10/26 vs. Den.	SAW ACTION ON SPECIAL TEAMS							
11/2 vs. Jax.	1	1	0	0-0	0	0	0-0	0
11/9 @ STL	0	0	0	0-0	0	0	0-0	0
11/16 @ Mia.	SAW ACTION ON SPECIAL TEAMS							
11/23 vs. Sea.	SAW ACTION ON SPECIAL TEAMS							
11/30 vs. SF	2	2	0	0-0	0	0	0-0	0
12/7 vs. Cin.	6	4	2	0-0	0	0	0-0	0
12/14 @ Oak.	0	0	0	0-0	0	0	0-0	0
12/21 @ Cle.	0	0	0	0-0	1	0	0-0	0
12/28 vs. Pit.	0	0	0	0-0	0	0	0-0	0
<b>Totals</b>	<b>9</b>	<b>7</b>	<b>2</b>	<b>0-0</b>	<b>0</b>	<b>1</b>	<b>0-0</b>	<b>0</b>
<b>Playoffs</b>								
1/3/04 vs. Ten.	SAW ACTION ON SPECIAL TEAMS							
<b>Totals</b>	<b>0</b>	<b>0</b>	<b>0</b>	<b>0-0</b>	<b>0</b>	<b>0</b>	<b>0-0</b>	<b>0</b>

2006

**Game-by-Game Tackles**

**Ravens**

Date/Opp.	TT	Solo	As	INT	FF	FR	Sacks	PD
9/10 @ TB	9	7	2	0-0	0	0	2-12	2
9/17 vs. Oak.	6	4	2	0-0	0	0	1-9	1
9/24 @ Cle.	9	6	3	0-0	0	0	2-12.5	2
10/1 vs. SD	19	14	5	1-24	0	0	0-0	1
10/9 @ Den.	6	2	4	0-0	0	0	0-0	0
10/15 vs. Car.	8	4	4	0-0	0	0	0-0	0
10/29 @ NO	9	4	5	0-0	0	0	0-0	1
11/5 vs. Cin.	8	5	3	0-0	0	0	0-0	0
11/12 @ Ten.	10	8	2	0-0	0	0	0-0	0
11/19 vs. Atl.	7	5	2	0-0	0	0	0-0	0
11/26 vs. Pit.	4	4	0	1-7	0	0	0.15-13.5	1
11/30 @ Cin.	12	11	1	0-0	1	0	1-0	1
12/10 @ KC	11	6	5	0-0	0	0	1-5	0
12/17 vs. Cle.	4	3	1	0-0	0	0	1-14	0
12/24 @ Pit.	8	5	3	0-0	0	0	0-0	0
12/31 vs. Buf.	5	5	0	0-0	0	0	0-0	0
<b>Totals</b>	<b>135</b>	<b>93</b>	<b>42</b>	<b>2-31</b>	<b>1</b>	<b>0</b>	<b>9.5-6</b>	<b>9</b>
<b>Playoffs</b>								
1/13/07 vs. Ind.	12	5	7	0-0	0	0	0-0	0
<b>Totals</b>	<b>12</b>	<b>5</b>	<b>7</b>	<b>0-0</b>	<b>0</b>	<b>0</b>	<b>0-0</b>	<b>0</b>

2004

**Game-by-Game Tackles**

**Ravens**

Date/Opp.	TT	Solo	As	INT	FF	FR	Sacks	PD
9/12 @ Cle.	0	0	0	0-0	0	0	0-0	0
9/19 vs. Pit.	SAW ACTION ON SPECIAL TEAMS							
9/26 @ Cin.	SAW ACTION ON SPECIAL TEAMS							
10/4 vs. KC	SAW ACTION ON SPECIAL TEAMS							
10/10 @ Was.	0	0	0	0-0	0	0	0-0	0
10/24 vs. Buf.	SAW ACTION ON SPECIAL TEAMS							
10/31 @ Phi.	SAW ACTION ON SPECIAL TEAMS							
11/7 vs. Cle.	SAW ACTION ON SPECIAL TEAMS							
11/14 @ NYJ	3	2	1	0-0	0	1	0-0	0
11/21 vs. Dal.	2	1	1	0-0	0	0	0-0	0
11/28 @ NE	0	0	0	0-0	0	0	0-0	0
12/5 vs. Cin.	SAW ACTION ON SPECIAL TEAMS							
12/12 vs. NYG	SAW ACTION ON SPECIAL TEAMS							
12/19 @ Ind.	INACTIVE							
12/26 @ Pit.	INACTIVE							
1/2/05 vs. Mia.	INACTIVE							
<b>Totals</b>	<b>5</b>	<b>3</b>	<b>2</b>	<b>0-0</b>	<b>0</b>	<b>1</b>	<b>0-0</b>	<b>0</b>

2002

**Game-by-Game Tackles**

**Ravens**

Date/Opp.	TT	Solo	As	INT	FF	FR	Sacks	PD
9/8 @ Car.	0	0	0	0-0	0	0	0-0	0
9/15 vs. TB	SAW ACTION ON SPECIAL TEAMS							
9/30 vs. Den.	SAW ACTION ON SPECIAL TEAMS							
10/6 @ Cle.	0	0	0	0-0	0	0	0-0	0
10/13 @ Ind.	SAW ACTION ON SPECIAL TEAMS							
10/20 vs. Jax.	SAW ACTION ON SPECIAL TEAMS							
10/27 vs. Pit.	SAW ACTION ON SPECIAL TEAMS							
11/3 @ Atl.	SAW ACTION ON SPECIAL TEAMS							
11/10 vs. Cin.	0	0	0	0-0	0	0	0-0	0
11/17 @ Mia.	SAW ACTION ON SPECIAL TEAMS							
11/24 vs. Ten.	1	1	0	1-0	0	0	0-0	0
12/1 @ Cin.	SAW ACTION ON SPECIAL TEAMS							
12/8 vs. NO	0	0	0	0-0	0	0	0-0	0
12/15 @ Hou.	1	0	1	0-0	0	0	0-0	0
12/22 vs. Cle.	3	2	1	0-0	0	0	0-0	0
12/29 @ Pit.	0	0	0	0-0	0	0	0-0	0
<b>Totals</b>	<b>5</b>	<b>3</b>	<b>2</b>	<b>1-0</b>	<b>0</b>	<b>0</b>	<b>0-0</b>	<b>0</b>

# 57 BART SCOTT

PLAYERS

2007 REVIEW

HISTORY

RECORDS

GAME DAY

Heights for Operation Blessing, a nonprofit humanitarian hunger relief organization in June 2004...Participated in a Gatorade Junior Training Camp at the Maryland Kids Fest (July 2004) and stayed to sign autographs...Worked with teammates in Oct. and Nov. 2004 on the Ravens' 6-week project with Sandtown Habitat for Humanity, culminating in the NFL/United Way Hometown Huddle...Joined teammates and volunteers in Nov. 2004 to present the keys to new homeowner, Robin Edwards...Participated in the QB Club of Baltimore's Distinguished Speaker Series in Nov. 2004...In July 2005, Scott helped instruct at former teammate Darnell Dinkins Football Camp, a free 1-day football clinic and educational workshop for HS student-athletes...Was the keynote speaker at the graduation for the Bridges' course, a summer program at St. Paul's School, in July '05...Scott spoke to the students about the importance of fulfilling dreams and getting an education...Scott also provided uniforms, cleats and gloves to his alma mater, Southeastern (Detroit, MI) HS for their football program in 2005...Along with former teammate, Adalius Thomas, Bart hosted a holiday party for underprivileged children at Port Discovery where they fed and gave Christmas gifts to 400 kids in Dec. 2006...He also participated in the Ravens annual ACT Auction Party for players with charitable foundations that same month...Bart distributed Thanksgiving meals to needy families in the Baltimore area and took part in the Ravens Football 101 festival in Nov. 2005 and '06...Joined teammates at An Evening Ringside, a professional boxing event, which benefited the Jonathan Ogden Foundation, and participated in the 4th Annual Big Ed's Band Luau, which benefits former teammate, Edwin Mulitalo's charitable arm, Big Ed's Band Foundation, helping to provide musical instruments to underprivileged schools and students -

both events were in Oct. 2006...Established his charitable, *A Son Never Forgets Foundation* in Oct. 2006, which aims to help those suffering with paralysis...Bart participated in the Art Monk football camp for youth in July 2007...Throughout the 2007 season, Scott hosted monthly parties with youth in the spinal cord injury unit of Kennedy Krieger Institute in Baltimore...He spent the afternoons playing interactive Nintendo Wii games, board games, singing karaoke and eating lunch with the youth...He also participated in A Purple Evening, a night that included football basics, autographs and fan forums at M&T Bank Stadium in Oct. 2007...In Nov. 2007, Scott visited Dick's Sporting Goods in Hunt Valley, Md. to meet and sign autographs for fans...Was joined by teammate Derrick Martin, as he hosted his annual holiday party for 200 Baltimore youth at Port Discovery Museum in Baltimore in Dec. 2007...The evening featured a holiday meal, gift distribution and bike giveaway...Also in Nov. 2007, Scott hosted a Thanksgiving event serving meals to Baltimore men in need, with teammates Derrick Martin, David Pittman, B.J. Sams, Gerome Sapp and Jamaine Winborne at the Helping Up Mission in Baltimore...Bart participated in the Mt. Vernon tree lighting in Dec. 2007...Bart was honored by Congressman Elijah Cummings at his "Legends Among Us" fundraiser for his service to the community in March 2008...Led a seminar on building a men's movement for V-Day, an event to promote the fight against domestic violence in April 2008...Bart had his #32 jersey retired at Southeastern HS on May 14, 2008...Has an official website: [www.madbacker.net](http://www.madbacker.net)...Married the former Darnesha Harper on 6/2/05...The couple has a son, Bartholomew (4/26/05) and a daughter, Jisele (1/14/08)...Full name: Bart Edward Scott.

## DID YOU KNOW?

Since becoming a full-time starter in 2005, Bart Scott has posted 14.5 sacks, the 3rd-most over that span among undrafted players. Adewale Ogunleye (Chi.) has 25.5 and Paul Spicer (Jax.) has 18.

### NFL SACKS LEADERS / UNDRAFTED PLAYERS (2005-present)

Player	Team	Sacks	Yards
Adewale Ogunleye	Chi.	25.5	-148.0
Paul Spicer	Jax.	18.0	-108.5
Bart Scott	Bal.	14.5	-92.5

## THE MAD BACKER

LB Bart Scott finished 2007 ranked 2nd on the team with 131 total tackles (84 solo). He also had 28 QB hits. Scott has now posted 3 consecutive 100-tackle seasons, joining an elite club of Ravens defenders to do so. With the exception of LB Ray Lewis, who produced 6 straight 100-tackle seasons (1996-2001), only 3 other Ravens have ever achieved 3 consecutive 100-stop seasons. An undrafted free agent from Southern Illinois in 2002, Scott is also the 1st former Ravens rookie free agent to earn Pro Bowl honors with the club, doing so in 2006. That season, he ranked No. 2 for the Ravens with 135 tackles (93 solo). Scott also tied for 3rd with 9.5 sacks (Terrell Suggs), had 2 INTs and 9 PD in 2006.

### MOST CONSECUTIVE SEASONS WITH 100+ TACKLES (3 or more in Ravens history)

Seasons	Player (Years)	Total Tackles
6	Ray Lewis (1996-2001)	1,087
3	Ed Hartwell (2002-2004)	471
3	Bart Scott (2005-2007)	385
3	Jamie Sharper (1999-2001)	359
3	Kelly Gregg (2005-2007)	314

### REGULAR SEASON

Year	Team	GP	GS	TACKLES				Yards	INTERCEPTIONS					FUMBLES		
				TT	Solo	Asst	SK		No	Yds	Lg	TDs	PD	FF	FR	Yds
2002	Baltimore	16	0	5	3	2	0	0	1	0	0	0	1	0	0	0
2003	Baltimore	16	0	9	7	2	0	0	0	0	0	0	0	0	1	0
2004	Baltimore	13	0	5	3	2	0	0	0	0	0	0	0	0	1	0
2005	Baltimore	16	10	119	77	42	4	24.5	0	0	0	0	5	0	2	11
2006	Baltimore	16	16	135	93	42	9.5	66	2	31	24	0	9	1	0	0
2007	Baltimore	16	16	131	84	47	1	2	0	0	0	0	3	0	0	0
<b>Totals</b>		<b>93</b>	<b>42</b>	<b>404</b>	<b>267</b>	<b>137</b>	<b>14.5</b>	<b>92.5</b>	<b>3</b>	<b>31</b>	<b>24</b>	<b>0</b>	<b>18</b>	<b>1</b>	<b>4</b>	<b>11</b>

**SPECIAL TEAMS TACKLES (68):** 2002 (17); 2003 (19); 2004 (17); 2005 (15)

### CAREER SINGLE-GAME HIGHS (regular season)

**Total Tackles:**

19 (10/1/06 vs. SD)

**Sacks:**

2 3 times (last: 9/24/06 at Cle.)

**Forced Fumbles:**

1 (11/30/06 at Cin.)

**Passes Defended:**

2 3 times (last: 9/24/06 at Cle.)

**Solo Tackles:**

14 (10/1/06 vs. SD)

**INTs:**

1 3 times (last: 11/26/06 vs. Pit.)

**Fumble Recoveries:**

1 5 times (last: 9/24/06 at Cle.)

### POSTSEASON

Year	Team	GP	GS	TACKLES				Yards	INTERCEPTIONS					FUMBLES		
				TT	Solo	Asst	SK		No	Yds	Lg	TDs	PD	FF	FR	Yds
2003	Baltimore	1	0	0	0	0	0	0	0	0	0	0	0	0	0	0
2006	Baltimore	1	1	12	5	7	0	0	0	0	0	0	0	0	0	0
<b>Totals</b>		<b>2</b>	<b>1</b>	<b>12</b>	<b>5</b>	<b>7</b>	<b>0</b>	<b>0</b>	<b>0</b>	<b>0</b>	<b>0</b>	<b>0</b>	<b>0</b>	<b>0</b>	<b>0</b>	<b>0</b>

**SPECIAL TEAMS TACKLES (1):** 2003 (1)

# 57 BART SCOTT



# 51 Linebacker — 4 Seasons

## MIKE SMITH

**HT:** 6-1  
**WT:** 235  
**COLLEGE:** TEXAS TECH  
**HS:** CORONADO (TX)  
**BORN:** 9/2/81, LUBBOCK, TX  
**JOINED RAVENS:** DRAFT 7 (234TH), 2005

**GAMES PLAYED/STARTED:** (2005, 6/0); (2006, 8/1); (2007, IR) **Total 14/1**

**TRANSACTIONS:** Mike Smith was placed on Injured Reserve (shoulder) on 11/18/06... Placed on Injured Reserve (hamstring) on 12/30/05...Signed to the Ravens' active roster from their practice squad on 10/28/05...Signed to Baltimore's practice squad on 9/4/05...Waived by the Ravens on 9/3/05...Was originally a 7th-round selection by the Ravens (234th overall) in the 2005 Draft.

**PRO:** Versatile, physical LB with quick feet and acceleration who provides depth at the LB position and has a strong presence on special teams.

**2007:** Spent the 1st half of the season on the Physically Unable to Perform list before being placed on Injured Reserve (shoulder) on 11/8.

**2006:** Saw action in 8 games, starting 1 before being placed on Injured Reserve (shoulder) on 11/18...Recorded 1 tackle from scrimmage, 6 special teams tackles and 1 FF on special teams...**2006 SEASON HIGHLIGHTS:** Was placed on IR (shoulder) on 11/18/06... **Started his 1st-career game** (filling in for an injured Ray Lewis) and posted his **1st-career tackle** from scrimmage before he left the game early in the 1st quarter with a shoulder injury in the 27-26 victory in **game 9 at Ten. (11/12)**...Had 1 special teams tackle and a FF on the game's opening KO; ball was recovered by the Ravens (Musa Smith), and led to a Jamal Lewis TD 6 plays later in the 26-20 win in **game 8 vs. Cin. (11/5)**...Saw action on special teams and had a solo tackle in the 35-22 victory in **game 7 at NO (10/29)**...Saw action on special teams and posted a solo tackle in the 28-6 victory in **game 2 vs. Oak. (9/17)**...Played on special teams and had 3 special teams tackles (2nd on the team) in the 27-0 victory in the **season opener at TB (9/10)**.

**2005:** Played in 6 games after being moved to the active roster from the practice squad on 10/28...Recorded 2 special teams tackles as a rookie before being placed on Injured Reserve (hamstring) on 12/30...**2005 SEASON HIGH-**

**LIGHTS:** Had 2 special teams tackles before leaving the game with a hamstring injury in **game 12 vs. Hou. (12/4)**...Played on special teams in **game 11 at Cin. (11/27)**...Saw action, but did not record a tackle in the 16-13 OT win in **game 10 vs. Pit. (11/20)**...**Played in his 1st-career game** on special teams in **game 7 at Pit. (10/31)**.


**COLLEGE:** One of 5 Texas Tech players to have played in 50 career games...With 45 career starts, he ranked in the top 10 for the Red Raiders...Team MVP and captain in 2004...Red Raiders defense ranked 15th in the nation in pass defense, up from 101st in 2003...Earned All-Big 12 Conference Honorable Mention honors as a senior...Helped Red Raiders to 8-4 overall record...Started all 12 games...Tied for the team lead with 83 tackles, including 7.5 TFL (-19 yards), and 1 sack (-3 yards) on the season...Graduated in Aug. 2004 with a degree in communications studies.

**PERSONAL:** Attended Coronado (TX) HS... All-State and District 3-5A Defensive Player of the Year...Recorded 5 INTs and 182 tackles as a senior, including 2 28-tackle games and 5 20-tackle games...In Oct. 2005, Smith coached football fundamentals to more than 100 children at Mills-Parole Elementary School in Annapolis, and spoke about the importance of nutrition...Smith was a personal shopper at the 2nd Annual Holiday Helpers sponsored by teammates Derrick Mason, Samari Rolle and Kyle Boller...The players provided \$150 gift certificates helping underprivileged children in the Baltimore area shop for gifts for themselves and their families in Dec. 2006...Joined his teammates at the Goodwill Gridiron Halloween Party with proceeds benefiting Goodwill Industries of the Chesapeake in both 2006 and '07...Attended a Read Across America celebration with teammate Justin Bannan at Commodore John Rogers Elementary School in May of 2007...Has a twin sister, Meredith, and older brother, Daniel...Full name: Michael Lee Smith.

### DID YOU KNOW?

In 2007, the Ravens had 15 players tally at least 1 sack, tied with Jacksonville for most in the NFL. OLB Terrell Suggs led Baltimore with 4 sacks, bringing his career total to 45, good for 3rd on the team's all-





10

TROY  
SMITH

HT: 6-0

WT: 215

COLLEGE: OHIO STATE

HS: GLENVILLE (CLEVELAND, OH)

BORN: 7/20/84, CLEVELAND, OH

JOINED RAVENS: DRAFT 5 (174TH), 2007

**GAMES PLAYED/STARTED:** (2007, 4/2)  
**Total 4/2**

**TRANSACTIONS:** Troy Smith was the 174th selection (5th round) of the 2007 NFL Draft.

**PRO:** Talented and poised young QB with a strong arm and mobility...Started 2 games as a rookie (12/23/07 at Sea. and 12/30/07 vs. Pit.) in relief of injured starters Steve McNair and Kyle Boller...Completed 40 of 76 passes for 452 yards (including a Ravens' season-long 79-yard TD strike to WR Derrick Mason), 2 TDs and no INTs...Smith is the 2nd rookie QB to start a game in franchise history - Kyle Boller in 2003.

**2007:** Saw action in 4 games, starting 2 as a rookie in relief of injured starters Steve McNair and Kyle Boller...Completed 40 of 76 passes for 452 yards (including a Ravens' season-long 79-yard TD strike to WR Derrick Mason), 2 TDs and no INTs...Also rushed 12 times for 54 yards and a TD, including 5 for 1st downs, with 4 coming on 3rd down...**2007 SEASON HIGHLIGHTS:** Started and completed a *career-high 59.3%* of his passes (16 of 27) for 171 yards, 1 TD and no INTs for a *career-high 90.2 QB rating* in the 27-21 win in the *season finale vs. Pit. (12/30)*...Smith also rushed 5 times for 23 yards against the Steelers...Posted his *1st-career start* (2nd rookie QB to start a game in franchise history - Boller in 2003) and posted *career highs in all categories, completing 16 of 33 for 199 yards*, including his *1st-career TD* toss, a *Ravens' season-long 79-yard strike* to Mason, in *game 15 at Sea. (12/23)*...Smith also rushed 6 times for a *career-high 25 yards* (2 for 1st downs) against the Seahawks...Subbed for Boller (concussion) in the 4th quarter and was 5 of 11 for 49 yards, leading the Ravens on a game-tying FG drive in the closing seconds in *game 14 at Mia. (12/16)*...Saw his *1st-career NFL action* and completed 3 of his 5 pass attempts for 33 yards in *game 13 vs. Ind. (12/9)*...Smith also ran for his *1st-career TD* on a 6-yard scamper against the Colts...Was listed as the 2nd QB, but did not play in *games 10-12*...Was listed as the 3rd QB in *games 1-9*.

**COLLEGE:** Named the *2006 Heisman Trophy winner* (Ohio State's 7th Heisman Trophy) as college football's top player...Was a *1st-team selection* to the *Walter Camp All-American* squad and a *1st-team All-American* honoree by

*The Associated Press*, the American Football Coaches Association, the *Football Writers Association of America* and *The Sporting News*...Also won the *2006 Walter Camp Player of the Year Award* and the *2006 Davey O'Brien Award* (top QB)...Was a finalist for the Maxwell Player of the Year Award and the Johnny Unitas Golden Arm Award (top senior QB)...Connected on 420 of 670 attempts (62.7%) for 5,720 yards, 54 TDs and 13 INTs during his career...Topped the 300-yard total offense mark 6 times, tying the school record...Completed 203 of 311 passes (65.3%) for 2,542 yards, a school-record 30 TDs and just 6 INTs his senior season...Also nabbed *The Sporting News Player of the Year, Big Ten's Offensive Player of the Year* and garnered *1st-team All-Big Ten* honors as a senior as he guided the Buckeyes to an appearance in the BCS National Championship game against Florida...Graduated at the end of the 2006 spring quarter with a bachelor's degree in communications.

**PERSONAL:** Played his 1st 2 years at St. Edward (Lakewood, OH) HS, but transferred to Glenville (Cleveland) HS as a senior...Threw for 969 yards and 12 TDs as a senior, leading Glenville to the state playoffs...Played 3 years of basketball and ran track (high jump, long jump and 1,600-meter relay)...Established the *Troy Smith Foundation* in 2007, and holds an annual golf classic with Browns WR Joshua Cribbs...Funds raised will support the Cleveland Football League, which Troy played for as a youngster...Troy participated in the inaugural billiards tournament, benefiting Carsons Scholar Fund, which raises money for children's education in Oct. 2007...In Nov. 2007, Smith teamed with the Baltimore City Police Department to distribute coats to men in need at the Helping Up Mission in Baltimore...Smith spoke to more than 100 youth at the Board of Child Care facility in Dec. 2007...He also participated in teammate Steve McNair's holiday party in Dec. 2007, for Baltimore youth and their families; included appearances by Baltimore Mayor Sheila Dixon, teammates Todd Heap, Haloti Ngata and Jamaine Winborne, a holiday meal and a gift distribution to more than 400 youth...Was a celebrity guest judge at the National Academic League's All-Star Challenge in April 2008 - They worked with an academic team of middle-

# 10 TROY SMITH

schoolers in the scholastic competition...Older brother, Rod, played guard at Ohio State in the early 1990s, and another brother, Andre, played at Bowling Green...A 3rd sibling, Irvin White,

played at Walsh College...Troy's daughter, TaNyia, was born on 4/6/08...Full Name: Troy James Smith.

## 2007 Game-by-Game Ravens

Date/Opp.	PASSING				Sack/				RUSHING						
	Att.	Comp.	Yards	Pct.	Att.	TD	Int.	LG	Yards	Rating	Att.	Yards	Avg.	LG	TD
9/10 @ Cin.							LISTED AS	3rd	QB						
9/16 vs. NYJ							LISTED AS	3rd	QB						
9/23 vs. Ari.							LISTED AS	3rd	QB						
9/30 @ Cle.							LISTED AS	3rd	QB						
10/7 @ SF							LISTED AS	3rd	QB						
10/14 vs. STL							LISTED AS	3rd	QB						
10/21 @ Buf.							LISTED AS	3rd	QB						
11/5 @ Pit.							LISTED AS	3rd	QB						
11/11 vs. Cin.							LISTED AS	3rd	QB						
11/18 vs. Cle.							DID NOT PLAY								
11/25 @ SD							DID NOT PLAY								
12/3 vs. NE							DID NOT PLAY								
12/9 vs. Ind.	5	3	33	60.0	6.60	0	0	17	0/0	79.6	1	6	6.0	6t	1
12/16 @ Mia.	11	5	49	45.5	4.45	0	0	15	0/0	58.5	0	0	0.0	0	0
12/23 @ Sea.	33	16	199	48.5	6.03	1	0	79t	2/12	77.7	6	25	4.2	10	0
12/30 vs. Pit.	27	16	171	59.3	6.33	1	0	18	2/17	90.2	5	23	4.6	14	0
<b>Totals</b>	<b>76</b>	<b>40</b>	<b>452</b>	<b>52.6</b>	<b>5.95</b>	<b>2</b>	<b>0</b>	<b>79t</b>	<b>4/29</b>	<b>79.5</b>	<b>12</b>	<b>54</b>	<b>4.5</b>	<b>14</b>	<b>1</b>

## DID YOU KNOW?

QB Troy Smith's 1st-career TD pass was a 2007 Ravens' season-long 79-yard strike to WR Derrick Mason in game 15 at Seattle (12/23/07).

## REGULAR SEASON

### PASSING

Year	Team	GP	GS	Att.	Comp.	Pct.	Yds.	Avg./		INTs	LG	Sacks/		QB
								Att.	TD			Yards	Rating	
2007	Baltimore	4	2	76	40	52.6	452	5.95	2	0	79t	4/29	79.5	
<b>Totals</b>		<b>4</b>	<b>2</b>	<b>76</b>	<b>40</b>	<b>52.6</b>	<b>452</b>	<b>5.95</b>	<b>2</b>	<b>0</b>	<b>79t</b>	<b>4/29</b>	<b>79.5</b>	

### CAREER SINGLE-GAME HIGHS (regular season)

#### Most Attempts:

33 (12/23/07 at Sea.)

#### Most Yards Passing:

199 (12/23/07 at Sea.)

#### Longest Gain:

79t (12/23/07 at Sea.)

#### Most Completions:

16 2 times (last: 12/30/07 vs. Pit.)

#### Most Touchdowns:

1 2 times (last: 12/30/07 vs. Pit.)

### RUSHING

Year	Team	GP	GS	No.	Yds.	Avg.	LG	TD
2007	Baltimore	4	2	12	54	4.5	14	1
<b>Totals</b>		<b>4</b>	<b>2</b>	<b>12</b>	<b>54</b>	<b>4.5</b>	<b>14</b>	<b>1</b>

### CAREER SINGLE-GAME HIGHS (regular season)

#### Most Attempts:

6 (12/23/07 at Sea.)

#### Longest Gain:

14 (12/30/07 vs. Pit.)

#### Most Yards Rushing:

25 (12/23/07 at Sea.)

#### Most Touchdowns:

1 (12/9/07 vs. Ind.)

# 10 TROY SMITH



56

GARY  
STILLS

HT: 6-2

WT: 250

COLLEGE: WEST VIRGINIA

HS: TRENTON CENTRAL (TRENTON, NJ)

BORN: 7/11/74, TRENTON, NJ

JOINED RAVENS: FREE AGENT, 2006

**GAMES PLAYED/STARTED:** (1999, 2/0); (2000, 12/0); (2001, 10/0); (2002, 16/1); (2003, 16/0); (2004, 16/0); (2005, 16/0); (2006, 16/0); (2007, 16/0) **Total 120/1**

**Playoffs** (2003, 1/0); (2006, 1/0) **Total 2/0**

**TRANSACTIONS:** Gary Stills signed with the Ravens (3-year contract) on 3/24/06...Resigned with the Chiefs on (2/27/03)...Re-signed with the Chiefs (4/20/02)...Signed a 3-year contract with Kansas City (7/26/99)...Tabbed by the Chiefs with the 1st of their 2 3rd-round selections (75th overall) in the 1999 NFL Draft.

**PRO: Pro Bowl (2003)** special teams stand-out...Versatile athlete with a non-stop motor and good footwork who can play both linebacker and defensive end...Stills enters his 10th season in the NFL with **218 special teams tackles, including a Ravens' franchise-record 44 in 2006, the 2nd-highest total in NFL history**, which earned him **Pro Bowl 1st Alternate** honors in 2006...He has seen action in 120 games (1 start) and has 85 tackles (42 solo), 8.5 sacks (-67.5 yards), 1 FF, 5 FRs and 3 PD from scrimmage...Left Kansas City as the Chiefs **all-time franchise leader in special teams tackles (148)**...Named to his **1st-career Pro Bowl** (as a special teamer) as well as being named to the All-Joe Team for his special teams exploits by **USA Today** in 2003.

**2007: (with Baltimore)** Played in all 16 games and led the team with 26 tackles and 1 FF on special teams...Also recorded 3 tackles and 1 sack (-5 yards) from scrimmage...**2007 SEASON HIGHLIGHTS:** Tied for the team lead (Matt Willis) with 2 solo special teams tackles in **game 15 at Sea. (12/23)**...Led the team with 4 special teams tackles in **game 11 at SD (11/25)**...Posted 2 solo special teams tackles in **game 10 vs. Cle. (11/18)**...Saw action from scrimmage and posted 1 sack (-5 yards) and netted 2 solo special teams tackles in **game 8 at Pit. (11/5)**...Posted 1 tackle from scrimmage and led the team with 3 solo special teams tackles in the 22-3 win in **game 6 vs. STL (10/14)**...Posted 2 special teams tackles in the 20-13 win in **game 2 vs. NYJ (9/16)**.

**2006: (with Baltimore)** Saw action in all 16 games (and their postseason contest) in his 1st

year with the Ravens...Recorded a **franchise-record** and **career-high 44 special teams tackles**, the **2nd-highest total in NFL history** (behind Hank Bauer - San Diego - 46 special teams tackles in 1980), while earning **Pro Bowl 1st Alternate** honors...Stills also had 2 tackles, 1 FF and 1 FR from scrimmage...**2006 SEASON HIGHLIGHTS:** Played in his **100th-career game** and led the Ravens with 3 special teams tackles in **game 12 at Cin. (11/30)**...Led the team with 5 special teams tackles and saw action from scrimmage, posting 1 tackle and 1 QB hit in the 24-10 win in **game 10 vs. Atl. (11/19)**...Played on special teams and had 1 solo tackle and downed a punt inside the Chargers' 5-yard line in the 16-13 win in **game 4 vs. SD (10/1)**...Saw action from scrimmage in the 4th quarter in place of an injured Terrell Suggs (hamstring) and had 1 tackle, 1 FF and 1 FR in **game 3 at Cle. (9/24)**...Also had 1 special teams tackle against the Browns...His FF and FR came on the Browns' last play of the game, when QB Charlie Frye hit WR Joshua Cribbs across the middle; Stills hit Cribbs, knocking the ball loose, and recovering it, to seal the 15-14 win...Led the team with 5 special teams tackles, including 4 solo in the 28-6 victory in **game 2 vs. Oak. (9/17)**.

**2005: (with Kansas City)** Saw duty in 16 games on special teams and finished 2nd on the team with 25 special teams tackles and 1 special teams FR...**2005 SEASON HIGHLIGHTS:** Played on special teams and posted 1 ST tackle, **collecting his 148th-career special teams stop to pass LB Greg Manusky (147) for the most special teams tackles in Kansas City Chiefs history** in **game 15 vs. SD (12/24)**...Tallied 3 special teams stops in **game 14 at NYG (12/17)**...Tallied 1 special teams tackle and recovered a CB Chris Carr fumble on a punt return in **game 2 at Oak. (9/18)**.

**2004: (with Kansas City)** Played in 16 games on defense and special teams...Had 15 tackles (6 solo), including 1 TFL, 6 QB pressures, 2.5 sacks (-22.5 yards) and a FR from scrimmage...Also led the Chiefs with 25 special teams tackles to go with a FR...**2004 SEASON HIGHLIGHTS:** Recovered a fumble on defense and a fumble on the final kickoff return

of the game to go with 2 tackles from scrimmage and 1 special teams tackle in **game 13 at Ten. (12/13)**...Compiled 3 tackles, including 1 TFL, 1 sack and 2 special teams tackles in **game 12 at Oak. (12/5)**...Registered a season-high 4 tackles, 2 QB pressures and 1 sack from scrimmage as well as 1 special teams tackle in **game 4 at Bal. (10/4)**...Recorded 2 special teams stops including the *100th special teams tackle* of his career in **game 3 vs. Hou. (9/26)**.

**2003: (with Kansas City) Named to his *1st-career Pro Bowl*** (as a special teamer) as well as being named to the All-Joe Team for his special teams exploits by *USA Today*...His Pro Bowl invite as a special teams performer made him the 1st player in Kansas City history to earn that distinction in a role other than a kick returner...Played in 16 games on special teams and 14 games as a reserve on defense...Produced 33 tackles (17 solo), including 3 TFL, 3.0 sacks (-35 yards), 3 PD and 1 FR...Also led the team with 29 special teams tackles in addition to 2 FFs and 1 FR on special teams...**2003 SEASON HIGHLIGHTS:** Posted 2 tackles and 2 ST stops in the **AFC Divisional Playoff Game vs. Ind. (1/11/04)**...Registered 3 special teams stops and had 1 FF and 1 FR on a punt return in **game 5 vs. Den. (10/5)**...Recorded 4 tackles, 1 sack and 1 PD from scrimmage, and posted 3 special teams tackles in **game 4 at Bal. (9/28)**.

**2002: (with Kansas City)** Saw action in 16 games at DE with 1 start, to ST duty...Produced 31 defensive stops (17 solo), including 5 TFL, 2 sacks (-5 yards), 1 FR and 3 QB pressures...Also set a franchise record with a *career-high 34 special teams tackles* and 1 FF on special teams...**2002 SEASON HIGHLIGHTS:** Recorded 2 tackles, and had a FR with :43 seconds remaining to clinch a 24-22 win in game 15 vs. SD (12/22)...Totaled 3 tackles, including 1 sack and 1 special teams stop in game 13 vs. STL (12/8)...Also piled up a *career-high 5 special teams tackles*, the highest seasonal special teams tackle total in Chiefs history in the game against the Chargers...Recorded 4 special teams stops and 1 FF on a punt return in game 6 at SD (10/13)...Registered 4 tackles and his *1st-career sack* in game 5 at NYJ (10/6)...Made his *1st-career NFL start* at LDE in game 3 at NE (9/22).

**2001: (with Kansas City)** Saw action on special teams in 10 games and on defense in 2 contests and had 1 tackle from scrimmage, plus a team-high 18 special teams tackles and 1 FR on special teams...**2001 SEASON HIGHLIGHTS:** Made 3 special teams stops in the **season finale at Sea. (1/6/02)**...Had 3 special teams tackles and 1 FR on a KO in **game 15 at Jax. (12/30)**...Recorded 3 special teams tackles, as well as his 1st tackle from scrimmage in

**game 13 vs. Den. (12/16)**...**NFL Europe (2001):** Started 7 of 10 games for the Frankfurt Galaxy...Tied for the lead in the NFL and led the Galaxy with 9.5 sacks, earning *All-NFL LE honors*...Also led the Galaxy with 54 tackles (41 solo)...Added 3 PD, 1 FF and 2 tackles on special teams...Was named *NFL Europa Defensive Player of the Week* vs. Barcelona (6/23) after collecting 7 tackles, 3.5 sacks and 1 FF.

**2000: (with Kansas City)** Played in 12 games on special teams and in 3 games on defense (2 at DE and 1 at LB)...Finished 2nd on the team with 17 special teams tackles and 1 FR...**2000 SEASON HIGHLIGHTS:** Recorded a season-high 4 special teams tackles in **game 5 vs. Sea. (10/2)**...Saw reserve duty at DE in pass rush situations and posted a FR forced by S Greg Wesley in Kansas City's 23-22 comeback win in **game 4 at Den. (9/24)**...Had 2 special teams tackles in **game 3 vs. SD (9/17)**.

**1999: (with Kansas City)** Saw action on special teams in 2 games, but did not record any stats...Was inactive for 14 games...**1999 SEASON HIGHLIGHTS:** Played on special teams in **game 11 at Oak. (11/28)** and in **game 7 vs. SD (10/31)**.

**COLLEGE:** A 2-year starter at West Virginia, who saw duty in 30 career games (17 starts) in 3 collegiate seasons...Finished his career with 159 tackles (109 solo), 26 sacks (-148 yards), 1 FR and 4 FFs...His 26 career sacks ranked 2nd in school history...Also had 18 TFL, 24 QB pressures and 8 PD...Started 8 games and was a 1st-team All-Big East pick as a junior...Ranked 4th in the conference with 10 sacks (-58 yards)...Played in 11 games (9 starts) and received 1st-team All-Big East accolades as a sophomore...Ranked 2nd in the Big East with a career-best 12 sacks (-71 yards), adding 67 tackles (46 solo), 1 FR, 1 FF, 3 PD and 12 QB pressures...Saw action in 11 games as a redshirt freshman, making 34 tackles (25 solo), 4 sacks (-19 yards), 1 FF and 5 QB pressures...Majored in Sports Management at West Virginia.

**PERSONAL:** Attended Trenton Central (Trenton, NJ) HS...Registered 162 tackles with 7.5 sacks as a senior...Produced 22 tackles in a single game during his senior campaign in 1994...Rated the 5th-best LB in the East by *Blue Chip Illustrated*...Attended the Hoops for Heart event at Bel Air Middle school in Feb. 2007 with all funds raised benefiting the American Heart Association...Participated in the Ravens Spring Football Festival in April 2007 where he signed autographs and spoke at fan forums...Gary donated funds to his high school alma mater, Trenton Central, which the NFL matched; funds were used to support college scholarships for the high school's athletes.



# 56 GARY STILLS

2007

**Game-by-Game Tackles**

**Ravens**

Date/Opp.	TT	Solo	As	INT	FF	FR	Sacks	PD
9/10 @ Cin.		SAW ACTION ON SPECIAL TEAMS						
9/16 vs. NYJ		SAW ACTION ON SPECIAL TEAMS						
9/23 vs. Ari.		SAW ACTION ON SPECIAL TEAMS						
9/30 @ Cle.	0	0	0	0-0	0	0	0-0	0
10/7 @ SF		SAW ACTION ON SPECIAL TEAMS						
10/14 vs. STL	1	0	1	0-0	0	0	0-0	0
10/21 @ Buf.		SAW ACTION ON SPECIAL TEAMS						
11/5 @ Pit.	1	1	0	0-0	0	0	1-5	0
11/11 vs. Cin.		SAW ACTION ON SPECIAL TEAMS						
11/18 vs. Cle.		SAW ACTION ON SPECIAL TEAMS						
11/25 @ SD	0	0	0	0-0	0	0	0-0	0
12/3 vs. NE	0	0	0	0-0	0	0	0-0	0
12/9 vs. Ind.	1	0	1	0-0	0	0	0-0	0
12/16 @ Mia.	0	0	0	0-0	0	0	0-0	0
12/23 @ Sea.		SAW ACTION ON SPECIAL TEAMS						
12/30 vs. Pit.		SAW ACTION ON SPECIAL TEAMS						
<b>Totals</b>	<b>3</b>	<b>1</b>	<b>2</b>	<b>0-0</b>	<b>0</b>	<b>0</b>	<b>1-5</b>	<b>0</b>

2004

**Game-by-Game Tackles**

**Chiefs**

Date/Opp.	TT	Solo	As	INT	FF	FR	Sacks	PD
9/12 @ Den.	0	0	0	0-0	0	0	0-0	0
9/19 vs. Car.	0	0	0	0-0	0	0	0-0	0
9/26 vs. Hou.	0	0	0	0-0	0	0	0-0	0
10/4 @ Bal.	4	2	2	0-0	0	0	1-9	0
10/17 @ Jax.	1	1	0	0-0	0	0	0-0	0
10/24 vs. Atl.	0	0	0	0-0	0	0	0-0	0
10/31 vs. Ind.	0	0	0	0-0	0	0	0-0	0
11/7 @ TB	0	0	0	0-0	0	0	0-0	0
11/14 @ NO	0	0	0	0-0	0	0	0-0	0
11/22 vs. NE	0	0	0	0-0	0	0	0-0	0
11/28 vs. SD	0	0	0	0-0	0	0	0-0	0
12/5 @ Oak.	3	2	1	0-0	0	0	1-9	0
12/13 @ Ten.	2	0	2	0-0	0	1	0-0	0
12/19 vs. Den.	1	0	1	0-0	0	0	.5-4.5	0
12/25 vs. Oak.	1	1	0	0-0	0	0	0-0	0
1/2/05 @ SD	3	0	3	0-0	0	0	0-0	0
<b>Totals</b>	<b>15</b>	<b>6</b>	<b>9</b>	<b>0-0</b>	<b>0</b>	<b>1</b>	<b>2.5-22.5</b>	<b>0</b>

2002

**Game-by-Game Tackles**

**Chiefs**

Date/Opp.	TT	Solo	As	INT	FF	FR	Sacks	PD
9/8 @ Cle.	1	0	1	0-0	0	0	0-0	0
9/15 vs. Jax.	3	1	2	0-0	0	0	0-0	0
9/22 @ NE	2	2	0	0-0	0	0	0-0	0
9/29 vs. Mia.	0	0	0	0-0	0	0	0-0	0
10/6 @ NYJ	4	2	2	0-0	0	0	1-4	0
10/13 @ SD	2	2	0	0-0	0	0	0-0	0
10/20 vs. Den.	0	0	0	0-0	0	0	0-0	0
10/27 vs. Oak.	3	2	1	0-0	0	0	0-0	0
11/10 @ SF	4	2	2	0-0	0	0	0-0	0
11/17 vs. Buf.	1	1	0	0-0	0	0	0-0	0
11/24 @ Sea.	3	0	3	0-0	0	0	0-0	0
12/1 vs. Ari.	0	0	0	0-0	0	0	0-0	0
12/8 vs. STL	3	2	1	0-0	0	0	1-1	0
12/15 @ Den.	1	1	0	0-0	0	0	0-0	0
12/22 vs. SD	2	1	1	0-0	0	1	0-0	0
12/28 @ Oak.	2	1	1	0-0	0	0	0-0	0
<b>Totals</b>	<b>31</b>	<b>17</b>	<b>14</b>	<b>0-0</b>	<b>0</b>	<b>1</b>	<b>2-5</b>	<b>0</b>

2006

**Game-by-Game Tackles**

**Ravens**

Date/Opp.	TT	Solo	As	INT	FF	FR	Sacks	PD
9/10 @ TB		SAW ACTION ON SPECIAL TEAMS						
9/17 vs. Oak.		SAW ACTION ON SPECIAL TEAMS						
9/24 @ Cle.	1	1	0	0-0	1	1	0-0	0
10/1 vs. SD		SAW ACTION ON SPECIAL TEAMS						
10/9 @ Den.		SAW ACTION ON SPECIAL TEAMS						
10/15 vs. Car.		SAW ACTION ON SPECIAL TEAMS						
10/29 @ NO		SAW ACTION ON SPECIAL TEAMS						
11/5 vs. Cin.		SAW ACTION ON SPECIAL TEAMS						
11/12 @ Ten.		SAW ACTION ON SPECIAL TEAMS						
11/19 vs. Atl.	1	1	0	0-0	0	0	0-0	0
11/26 vs. Pit.	0	0	0	0-0	0	0	0-0	0
11/30 @ Cin.		SAW ACTION ON SPECIAL TEAMS						
12/10 @ KC	0	0	0	0-0	0	0	0-0	0
12/17 vs. Cle.		SAW ACTION ON SPECIAL TEAMS						
12/24 @ Pit.		SAW ACTION ON SPECIAL TEAMS						
12/31 vs. Buf.		SAW ACTION ON SPECIAL TEAMS						
<b>Totals</b>	<b>2</b>	<b>2</b>	<b>0</b>	<b>0-0</b>	<b>1</b>	<b>1</b>	<b>0-0</b>	<b>0</b>

**Playoffs**

1/13/07 vs. Ind.		SAW ACTION ON SPECIAL TEAMS						
<b>Totals</b>	<b>0</b>	<b>0</b>	<b>0</b>	<b>0-0</b>	<b>0</b>	<b>0</b>	<b>0-0</b>	<b>0</b>

2003

**Game-by-Game Tackles**

**Chiefs**

Date/Opp.	TT	Solo	As	INT	FF	FR	Sacks	PD
9/7 vs. SD	3	1	2	0-0	0	0	0-0	0
9/14 vs. Pit.	4	1	3	0-0	0	0	1-6	0
9/21 @ Hou.	3	1	2	0-0	0	0	0-0	0
9/28 @ Bal.	4	1	3	0-0	0	0	1-11	1
10/5 vs. Den.	2	1	1	0-0	0	0	0-0	0
10/12 @ GB	3	2	1	0-0	0	1	0-0	1
10/20 @ Oak.	5	4	1	0-0	0	0	0-0	1
10/26 vs. Buf.	5	5	0	0-0	0	0	0-0	0
11/9 vs. Cle.	0	0	0	0-0	0	0	0-0	0
11/16 @ Cin.	1	0	1	0-0	0	0	0-0	0
11/23 vs. Oak.	0	0	0	0-0	0	0	0-0	0
11/30 @ SD	1	0	1	0-0	0	0	0-0	0
12/7 @ Den.	0	0	0	0-0	0	0	0-0	0
12/14 vs. Det.	0	0	0	0-0	0	0	0-0	0
12/20 @ Min.	0	0	0	0-0	0	0	0-0	0
12/28 vs. Chi.	2	1	1	0-0	0	0	1-18	0
<b>Totals</b>	<b>33</b>	<b>17</b>	<b>16</b>	<b>0-0</b>	<b>0</b>	<b>1</b>	<b>3-35</b>	<b>3</b>

2001

**Game-by-Game Tackles**

**Chiefs**

Date/Opp.	TT	Solo	As	INT	FF	FR	Sacks	PD
9/9 vs. Oak.	0	0	0	0-0	0	0	0-0	0
9/23 vs. NYG	0	0	0	0-0	0	0	0-0	0
9/30 @ Was.	0	0	0	0-0	0	0	0-0	0
10/7 @ Den.	0	0	0	0-0	0	0	0-0	0
10/14 vs. Pit.	0	0	0	0-0	0	0	0-0	0
10/21 @ Ari.	0	0	0	0-0	0	0	0-0	0
10/25 vs. Ind.	0	0	0	0-0	0	0	0-0	0
11/4 @ SD	0	0	0	0-0	0	0	0-0	0
11/11 @ NYJ	0	0	0	0-0	0	0	0-0	0
11/25 vs. Sea.	0	0	0	0-0	0	0	0-0	0
11/29 vs. Phi.	0	0	0	0-0	0	0	0-0	0
12/9 @ Oak.	0	0	0	0-0	0	0	0-0	0
12/16 vs. Den.	1	1	0	0-0	0	0	0-0	0
12/23 vs. SD	0	0	0	0-0	0	0	0-0	0
12/30 @ Jax.	0	0	0	0-0	0	0	0-0	0
1/6/02 @ Sea.	0	0	0	0-0	0	0	0-0	0
<b>Totals</b>	<b>1</b>	<b>1</b>	<b>0</b>	<b>0-0</b>	<b>0</b>	<b>0</b>	<b>0-0</b>	<b>0</b>

# 56 GARY STILLS

## SPECIAL TEAMS STALWART

A 2007 1st alternate to the Pro Bowl, Gary Stills led the Ravens with 26 special teams tackles. One of the NFL's top special teamers, Stills produced another strong outing in his 2nd season as a Raven - 1 year removed from totaling the 2nd-most special teams tackles (44) in NFL history. With the 44 stops, Stills fell just 2 tackles shy of tying the NFL's single-season special teams tackles record. Based on available research, Stills would have needed 3 more to pass Hank Bauer, who tallied 46 special teams tackles for the San Diego Chargers in 1980. Below are Baltimore's all-time single-season ST tackles leaders:

### SPECIAL TEAMS TACKLES LEADERS

(Ravens single seasons)

Players (Team)	Tackles
<b>Gary Stills (2006)</b>	<b>44</b>
<b>Corey Harris (2000)</b>	<b>26</b>
<b>Gary Stills (2007)</b>	<b>26</b>
<b>Bennie Thompson (1999)</b>	<b>24</b>
<b>Adalius Thomas (2003)</b>	<b>23</b>

### REGULAR SEASON

Year	Team	GP	GS	TACKLES					INTERCEPTIONS					FUMBLES				
				TT	Solo	Asst	SK	Yards	No.	Yds.	Lg	TDs	PD	FF	FR	Yds.		
1999	Kansas City	2	0	0	0	0	0	0	0	0	0	0	0	0	0	0	0	0
2000	Kansas City	12	0	0	0	0	0	0	0	0	0	0	0	0	0	1	0	0
2001	Kansas City	10	0	1	1	0	0	0	0	0	0	0	0	0	0	0	0	0
2002	Kansas City	16	1	31	17	14	2	5	0	0	0	0	0	0	0	1	0	0
2003	Kansas City	16	0	33	17	16	3	35	0	0	0	0	3	0	1	0	0	0
2004	Kansas City	16	0	15	6	9	2.5	22.5	0	0	0	0	0	0	1	0	0	0
2005	Kansas City	16	0	0	0	0	0	0	0	0	0	0	0	0	0	0	0	0
2006	Baltimore	16	0	2	2	0	0	0	0	0	0	0	0	1	1	0	0	0
2007	Baltimore	16	0	3	1	2	1	5	0	0	0	0	0	0	0	0	0	0
<b>Totals</b>		<b>120</b>	<b>1</b>	<b>85</b>	<b>44</b>	<b>41</b>	<b>8.5</b>	<b>67.5</b>	<b>0</b>	<b>0</b>	<b>0</b>	<b>0</b>	<b>3</b>	<b>1</b>	<b>5</b>	<b>0</b>	<b>0</b>	<b>0</b>

**Special Teams Tackles (218):** 2000 (17); 2001 (18); 2002 (34); 2003 (29); 2004 (25); 2005 (25); 2006 (\*44); 2007 (26)

\*Led NFL

### CAREER SINGLE-GAME HIGHS (regular season)

**Total Tackles:**

5 2 times (last: 10/26/03 vs. Buf.)

**Sacks:**

1 6 times (last: 10/4/04 at Bal.)

**Forced Fumbles:**

1 (9/24/06 at Cle.)

**Passes Defensed:**

1 4 times (last: 10/20/03 at Oak.)

**Solo Tackles:**

5 (10/26/03 vs. Buf.)

**INTs:**

None

**Fumble Recoveries:**

1 5 times (last: 9/24/06 at Cle.)

### POSTSEASON

Year	Team	GP	GS	TACKLES					INTERCEPTIONS					FUMBLES				
				TT	Solo	Asst	SK	Yards	No.	Yds.	Lg	TDs	PD	FF	FR	Yds.		
2003	Kansas City	1	0	2	1	1	0	0	0	0	0	0	0	0	0	0	0	0
2006	Baltimore	1	0	0	0	0	0	0	0	0	0	0	0	0	0	0	0	0
<b>Totals</b>		<b>2</b>	<b>0</b>	<b>2</b>	<b>1</b>	<b>1</b>	<b>0</b>	<b>0</b>	<b>0</b>	<b>0</b>	<b>0</b>	<b>0</b>	<b>0</b>	<b>0</b>	<b>0</b>	<b>0</b>	<b>0</b>	<b>0</b>

**SPECIAL TEAMS TACKLES (2):** 2003 (2)

# 56 GARY STILLS

3

MATT  
STOVER

HT: 5-11

WT: 180

COLLEGE: LOUISIANA TECH

HS: LAKE HIGHLANDS (DALLAS, TX)

BORN: 1/27/68, DALLAS, TX

JOINED RAVENS: PLAN B FREE AGENT, 1991



**GAMES PLAYED/STARTED:** (1990, IR); (1991, 16/0); (1992, 16/0); (1993, 16/0); (1994, 16/0); (1995, 16/0); (1996, 16/0); (1997, 16/0); (1998, 16/0); (1999, 16/0); (2000, 16/0); (2001, 16/0); (2002, 15/0); (2003, 16/0); (2004, 16/0); (2005, 16/0); (2006, 16/0); (2007, 16/0) **Total 271/0**

**Playoffs** (1995, 2/0); (2000, 4/0); (2001, 2/0); (2003, 1/0); (2006, 1/0) **Total 10/0**

**TRANSACTIONS:** Matt Stover re-signed (unrestricted) with the Ravens on 3/9/04...Re-signed with Baltimore (unrestricted) on 3/7/00...Signed a re-negotiated contract with the Ravens on 3/16/98...Signed a re-negotiated contract with the Ravens on 8/29/97...Franchise relocated to Baltimore in 1996...Signed a re-negotiated contract with the Cleveland Browns on 9/1/95...Re-signed with the Browns on 7/24/93...Signed with Cleveland as a Plan B free agent on 3/15/91...Originally drafted by the New York Giants in the 12th round (329th selection overall) of the 1990 NFL draft...Placed on Injured Reserve by the Giants (9/4/90 to 2/1/91).

**PRO: Pro Bowl performer (2000), who owns the NFL record for consecutive games with a FG - 38 (1999-2001)**...Enters 2008 as the 2nd-most accurate kicker (Min. 150 attempts) in NFL history (83.8%)...Stover also begins the 2008 season **4th on the NFL's all-time scoring list with 1,822 points**...Has made the most FGs (327) in the NFL since 1996...Has 13-game-winning FGs...Was a **Pro Bowl 1st Alternate** while earning **AP 2nd-Team All-Pro Honors, Sports Illustrated All-Pro honors** and was named to **USA Today's All-Joe Team** (players who are critical to their team, but not Pro Bowlers) in 2006...Led the team with 121 points (3rd-most in franchise history) and compiled his 10th-career 100-point season, connecting on all 37 PATs and 28 of 30 FGAs to **lead the NFL in FG percentage (93.3%) in 2006**...His 36 consecutive FGs (12/4/05-11/19/06) mark the 3rd-longest streak in NFL history...Stover earned **Special Teams Player of the Month** honors for Sep., when he was a perfect 9-for-9 in FGAs...Also connected on both FGAs, a 40-yarder and a **franchise postseason record 51-yarder** and kicked off 3 times in the **Divisional Playoff game vs. Ind. (1/13/07)**...**After being on IR as a rookie with the Giants in 1990,**

*Stover has not missed a game due to injury in his 17-year career...Enjoyed his best season in 2000, scoring a career- and NFL-high 135 points, which earned his 1st trip to the Pro Bowl...Capped his outstanding season with a 34-7 win over the team that drafted him, the New York Giants, in Super Bowl XXXV...A team player rep, Stover was also elected to the NFLPA Executive Committee...Has been named **Special Teams Player of the Week 7 times (6 with Baltimore)**.*

**2007: (with Baltimore)** Moved into 4th place on the NFL's all-time scoring list with 1,822 points, finishing the season with 107 points (his 11th-career and 5th-consecutive 100-point season)...Converted all 26 PATs and was 27-of-32 (84.3%) on FGAs for the season...**2007 SEASON HIGHLIGHTS:** Converted all 3 PATs and both FGAs (28 and 31 yards) and kicked off 6 times in the 27-21 win in the **season finale vs. Pit. (12/30)**...**Moved into 4th place on the NFL's all-time scoring list** as he connected on his lone PAT in **game 14 at Mia. (12/16)**...Was also 3-of-5 on FGAs and kicked off 5 times, placing 1 in the end zone against the Dolphins...Was perfect on all 3 FGAs (34, 41 and 47), 3 PATs and kicked off 8 times, placing 3 in the end zone with 1 TB in **game 10 vs. Cle. (11/18)**...Earned **Special Teams Player of the Week** honors for week 6 as he **led a career high with 5 FGs** (43, 42, 23, 31 and 36) and kicked off 7 times with 2 TBs in the 22-3 win in **game 6 vs. STL (10/14)**...Was perfect on all 3 FGAs (26, 32 and 49) in the win in **game 5 at SF (10/7)**...Became the **NFL's 5th all-time scorer** with his 2nd FG in the 26-23 win in **game 3 vs. Ari. (9/23)**...Stover connected on both PATs and all 4 FGAs (21, 28, 43 and 46), including a game-winning 46-yarder (13th of his career) as time expired against the Cardinals...Was perfect on both FGAs (36 and 23) and hit both PATs, while handling KO duties in **game 1 at Cin. (9/10)**.

**2006: (with Baltimore)** Was a **Pro Bowl 1st Alternate** while earning **AP 2nd-Team All-Pro Honors, Sports Illustrated All-Pro honors** and named to **USA Today's All-Joe Team** (players who are critical to their team, but not Pro Bowlers)...Saw action in all 16 games, leading the team with 121 points (3rd-most in franchise history), and compiled his 10th-career 100-point

## REGULAR SEASON

### FIELD GOALS

Year	1-19	20-29	30-39	40-49	50+	Total	Pct.
<i>Cleveland</i>							
1991	1-2	2-3	8-9	3-6	2-2	16-22	72.7
1992	1-1	11-11	6-8	2-6	1-3	21-29	72.4
1993	0-0	4-4	5-6	6-8	1-4	16-22	72.7
1994	1-1	7-7	10-11	8-8	0-1	26-28	92.9
1995	1-1	12-12	9-10	7-9	0-1	29-33	87.9
<b>Totals</b>	<b>4-5</b>	<b>36-37</b>	<b>38-44</b>	<b>26-37</b>	<b>4-11</b>	<b>108-134</b>	<b>80.6</b>
<i>Baltimore</i>							
1996	0-0	8-8	5-6	5-10	1-1	19-25	76.0
1997	0-0	8-9	12-12	6-11	0-2	26-34	76.5
1998	0-0	6-6	5-5	10-17	0-0	21-28	75.0
1999	4-4	9-9	6-8	7-7	2-5	28-33	84.8
2000	2-2	9-9	12-13	10-12	2-3	35-39	89.7
2001	0-0	16-16	9-10	5-9	0-0	30-35	85.7
2002	0-0	9-9	4-5	7-10	1-1	21-25	84.0
2003	0-0	16-16	6-6	11-14	0-2	33-38	86.8
2004	2-2	9-9	7-8	9-10	2-3	29-32	90.6
2005	1-1	8-8	10-11	11-14	0-0	30-34	88.2
2006	0-0	12-13	9-9	6-7	1-1	28-30	93.3
2007	1-1	11-11	7-7	8-12	0-1	27-32	84.4
<b>Totals</b>	<b>10-10</b>	<b>121-123</b>	<b>92-100</b>	<b>95-133</b>	<b>9-19</b>	<b>327-385</b>	<b>84.9</b>
<b>Career</b>	<b>14-15</b>	<b>157-160</b>	<b>130-144</b>	<b>121-170</b>	<b>13-30</b>	<b>435-519</b>	<b>83.8</b>
<b>Pcts.</b>	<b>93.3</b>	<b>98.1</b>	<b>90.3</b>	<b>71.2</b>	<b>43.3</b>	<b>83.8</b>	

## POSTSEASON

### FIELD GOALS

Year	1-19	20-29	30-39	40-49	50+	Total	Pct.
<i>Cleveland</i>							
1995	0-0	2-2	1-1	0-1	0-1	3-5	60.0
<b>Totals</b>	<b>0-0</b>	<b>2-2</b>	<b>1-1</b>	<b>0-1</b>	<b>0-1</b>	<b>3-5</b>	<b>60.0</b>
<i>Baltimore</i>							
2000	0-0	2-2	3-4	1-2	0-0	6-8	75.0
2001	0-0	1-1	1-1	1-2	0-0	3-4	75.0
2003	0-0	0-0	0-0	1-1	0-0	1-1	100.0
2006	0-0	0-0	0-0	1-1	1-1	2-2	100.0
<b>Totals</b>	<b>0-0</b>	<b>3-3</b>	<b>4-5</b>	<b>4-6</b>	<b>1-1</b>	<b>12-15</b>	<b>80.0</b>
<b>Career</b>	<b>0-0</b>	<b>5-5</b>	<b>5-6</b>	<b>4-7</b>	<b>1-2</b>	<b>15-20</b>	<b>75.0</b>
<b>Pcts.</b>	<b>--</b>	<b>100.0</b>	<b>83.3</b>	<b>57.1</b>	<b>50.0</b>	<b>72.2</b>	

(Playoff games underlined>)

**2007 GAME-BY-GAME (with Baltimore):** (36, 23); (28, 46WR, 43); (21, 28, 43, 46); (46WR, 21, 29, 41WR); (26, 32, 49); (43, 42, 23, 31, 36); (); (); (34, 41, 47); (); (29); (); (27, 39, 50B, 18, 44WL); (); (28, 31)

**2006 GAME-BY-GAME (with Baltimore):** (20, 42); (25, 33, 37, 23); (32, 43, 52); (); (24); (); (); (43, 25, 36, 35); (27, 40); (42WL, 29); (37, 40); (29WL); (41, 23); (38, 22); (26); (26, 37, 39, 29); (40-51)

**2005 GAME-BY-GAME (with Baltimore):** (38WL, 47WL, 45WR); (30); (42, 25); (46); (39, 27, 38); (40, 29); (22, 43RU, 40, 49, 47); (34, 32, 31); (41); (47, 25, 44); (); (38); (29); (23, 40); (37, 38, 19); (21, 43, 31)

**2004 GAME-BY-GAME (with Baltimore):** (42); (35, 27, 34); (21); (50); (33); (24, 50WR, 19); (44); (44, 39, 43, 36); (24, 42); (50); (22); (20, 22, 38, 45); (46, 44, 27); (42, 31B); (44WR); (25, 19, 33)

# 3 MATT STOVER



**2003 GAME-BY-GAME (with Baltimore):** (); (45N, 20, 40, 21); (49); (29); (31, 22, 29, 37); (25); (45N, 25, 39, 22, 29); (23, 32, 23); (41, 25, 41); (39, 45); (21, 40, 42); (28, 47, 41); (22); (32, 28, 50N); (46N); (46, 52N, 47); (43)

**2002 GAME-BY-GAME (with Baltimore):** (47N); (); (23, 41); (43, 28, 27, 28); (41, 51); (46N, 30); (28); (32); (33); (); (26, 43); (49N, 38N); (26); (22, 22, 47); (31, 43); (43)

**2001 GAME-BY-GAME (with Baltimore):** (46WR, 37); (38); (29, 26); (26, 25); (28); (21, 38); (49, 28); (25, 39); (31, 33, 30); (42); (41, 41WR); (26, 30, 29, 27, 46WL); (48WL); (43, 29, 33WR, 43); (24); (21, 20, 38, 20); (40LU, 35, 40); (26)

**2000 GAME-BY-GAME (with Baltimore):** (23, 26, 33); (44); (30B, 27, 33); (30, 37, 19); (45, 30, 44, 51WR, 22); (47, 32, 43, 21, 24); (51); (21, 38); (51, 49); (38, 32); (45); (25, 47SH, 19); (39, 26, 38); (32); (42, 42); (42, 45WL); (); (38); (36N, 31, 28, 21); (47, 41N, 34)

**1999 GAME-BY-GAME (with Baltimore):** (54WR, 25, 54WR); (45, 28); (44); (38WR, 38, 26); (44, 46, 50); (37WR); (37, 51BL); (28, 44); (23); (25, 50); (46, 31, 33); (21, 27); (19); (36); (24, 48, 19, 30, 19); (19)

**1998 GAME-BY-GAME (with Baltimore):** (41, 42WR, 42WL, 45WL, 25); (29, 44WR); (25); (46); (21, 45); (41, 40); (38, 45WL); (); (41WL, 30, 30); (42, 42); (34, 23); (43, 48, 47); (); (); (45BL, 27); (30)

**1997 GAME-BY-GAME (with Baltimore):** (33, 25); (37, 32, 41); (37); (38, 46WL, 42, 49, 34, 36); (47, 35, 28); (34); (38, 23); (48SH, 34, 28); (41, 22, 24); (); (23, 53WR); (46, 34); (); (24, 45WR, 42WR); (50 BL, 27BL); (44WR)

**1996 GAME-BY-GAME (with Baltimore):** (25, 37); (29); (); (38, 48SH, 49WL); (); (); (45, 33); (43WL, 50, 32WL); (); (21, 21); (43, 25); (21, 29, 41, 33, 49WR); (40); (45SH); (37, 46, 25); ()

**1995 GAME-BY-GAME (with Cleveland):** (); (43, 23, 20); (); (37WL); (43WR, 32, 47, 23, 38); (22, 38); (36, 29, 21); (44, 25, 36, 38, 28); (50SH, 20); (29); (46, 28); (44); (34, 40); (26); (37, 42, 19, 35); (40WL)

**1994 GAME-BY-GAME:** (19, 22); (23, 32WR); (32); (); (23, 45); (50WR, 35); (45, 27, 35); (43, 45); (33, 41); (35, 41, 22, 36); (); (37, 23); (41, 23); (34, 32, 43, 32); (); (); (30, 50BL, 49WR, 21); (22)

**1993 GAME-BY-GAME (with Cleveland):** (28, 34); (47, 41, 33); (32); (32, 52WR); (39WR); (); (); (49SH); (25); (21, 44); (53WL); (43); (53, 46WR, 56WR); (23); (); (36, 47, 44)

**1992 GAME-BY-GAME (with Cleveland):** (38WR, 20); (28); (45WL); (); (51); (26); (29, 28, 21, 54SH, 44WL, 31WL, 32); (39); (44, 52WL); (36, 28); (19, 30); (27, 43, 42WL); (34, 30, 27); (); (42WR); (22, 22)

**1991 GAME-BY-GAME (with Cleveland):** (45WL); (30, 32); (30, 42, 38, 45); (30); (); (26); (30); (34); (47WL, 34BL); (50); (55); (34, 21); (41, 25WR); (); (19SH); (19, 44WL)

### CAREER SINGLE-GAME HIGHS (regular season)

#### SCORING:

**Most Points Scored:** 18 at Ten. (9/21/97)

#### FIELD GOALS:

**Number Attempted:** 7 at NE (10/25/92)

**Number Made:** 5 (5 times) vs. STL (10/14/07); at Jax. (10/8/00); vs. Cin. (12/26/99); at Ten. (9/21/97), at Cin. (10/29/95)

**Longest Attempted:** 55 yards, at Hou. (11/17/91)

**Longest Made:** 55 yards, at Hou. (11/17/91)

**Longest FGM Streak:** \*36 (10/31/05 - 11/19/06)

#### PATs:

**Number Attempted:** 6 at LA Rams (12/26/93)

**Number Made:** 6 at LA Rams (12/26/93)

**Consecutive PATs Made:** 347 (10/27/96 - current)

### CAREER SINGLE-GAME HIGHS (postseason)

#### SCORING:

**Most Points Scored:** 10 at NYG (1/28/01) - Super Bowl XXXV

10 at Oak. (1/14/01) - AFC Championship

*\*3rd-longest streak in NFL history*

## POSTSEASON

### FIELD GOALS:

<b>Number Attempted:</b>	4 at Oak. (1/14/01) - AFC Championship
<b>Number Made:</b>	3 at Oak. (1/14/01) - AFC Championship
<b>Longest Attempted:</b>	51 vs. Ind. (1/13/07) - Divisional Playoff
<b>Longest Made:</b>	51 vs. Ind. (1/13/07) - Divisional Playoff
<b>Longest FGM Streak:</b>	6 at Pit. (1/20/02) through vs. Ind. (1/13/07)

### PATs:

<b>Number Attempted:</b>	4 at NYG (1/28/01) - Super Bowl XXXV
<b>Number Made:</b>	4 at NYG (1/28/01) - Super Bowl XXXV
<b>Consecutive PATs Made:</b>	13 (2 games in 1995 and 4 games in 2000)

season, connecting on all 37 PATs and 28 of 30 FGAs to *lead the NFL in FG percentage (93.3%)*...His 36 consecutive FGs (12/4/05-11/19/06) mark the 3rd-longest streak in NFL history...Stover moved into 6th on the NFL's all-time scoring list in 2006 (1,715 points)...Stover earned *Special Teams Player of the Month* honors for September, when he was a perfect 9-for-9 in FGAs...Connected on his 400th-career FG, becoming one of 4 players in NFL history to reach the milestone...**2006 SEASON HIGHLIGHTS:** Connected on both FGAs, a 40-yarder and a *franchise postseason record 51-yarder* and kicked off 3 times in the **Divisional Playoff game vs. Ind. (1/13/07)**...Connected on all 4 FGAs (26, 37, 39 and 29) and his lone PAT in the 19-7 win in the **season finale vs. Buf. (12/31)**...Connected on both FGAs (41 and 23 yards), the 1st of which marked the *400th FG of his career*, becoming the 4th player in NFL history to reach that milestone, in the 20-10 victory in **game 13 at KC (12/10)**...Stover also connected on both PATs and kicked off 5 times with 1 touchback against the Chiefs...Hit his only PAT and missed his only FGA (29 yards - WL) in **game 12 at Cin. (11/30)**...Connected on all 3 PATs, both FGAs and kicked off 6 times, with 2 TBs in the 27-0 win in **game 11 vs. Pit. (11/26)**...Ended his career record, and the 3rd-longest streak in NFL history, with 36 consecutive FGs after a miss in the 1st quarter (42 WL), but rallied to connect on his 2nd attempt (29 yards) and nailed all 3 of his PATs in the 24-10 win in **game 10 vs. Atl. (11/19)**...Connected on 2 FGAs, from 27 and 40 yards in the 27-26 victory in **game 9 at Ten. (11/12)**...Stover also connected on all 3 PATs against the Titans...Booted 4 FGAs (43, 25, 36 and 35) and hit both PATs in the 26-20 win in **game 8 vs. Cin. (11/5)**...Stover also kicked off 7 times against the Bengals...Connected on his only FGA (24 yards), and kicked off twice in **game 5 at Den. (10/9)**...Stover earned *Special Teams Player of the Month* honors for Sep., when he was a perfect 9-for-9 in FGAs...The 17-year NFL veteran connected on at least 3 FGs in each of the Ravens' 3 September games...In Week 3 at Cleveland, he was successful on a 52-yard attempt with 20 seconds remaining in regulation for a come-from-behind win...Stover also kicked 3 touchbacks on kickoffs in the month...

Connected on all 3 FGAs (32, 43 and 52 yards) in the 15-14 victory in **game 3 at Cle. (9/24)**...The 52-yarder was the 12th game-winning FG in Stover's career and his 2nd game-winning FG of 50 yards or more (50 yards at Cin. 11/21/99)...Stover also handled KO duties, kicking off 5 times, with 4 boots reaching the end zone, 3 of which were touchbacks against the Browns.

**2005: (with Baltimore)** Saw action in all 16 games, connecting on 30 of 34 FGAs (88.2%), all 23 PATs and moved into a tie for 8th on the NFL's all-time scoring list (Eddie Murray) with 1,594 points after scoring 113 points (3rd consecutive year with at least 100 points)...**2005 SEASON HIGHLIGHTS:** Connected on all 3 FGAs (21, 43 and 31), his lone PAT and kicked off 5 times in the **season finale at Cle. (1/1/06)**...Connected on all 3 FGAs (37, 38 and 19), hit all 3 PATs and kicked off, helping to hold Pro Bowl KR Koren Robinson to 19.5 yards per return in **game 15 vs. Min. (12/25)**...Nailed a 38-yard FG with 6 seconds left in the game (*his 11th-career game-winning FG*) and connected on his only PAT, in the 16-15 victory in **game 12 vs. Hou. (12/4)**...Stover also kicked off 4 times, placing 1 in the end zone, against the Texans...Connected on his lone PAT and 3 FGAs, including a 44-yard game winner in OT, his *10th-career game-winning FGA*, in the 16-13 OT win in **game 10 vs. Pit. (11/20)**...Connected on all 3 of his FGAs (39, 27 and 38 yards) and his lone PAT when he became the *10th player in NFL history to score 1,500 career points* in the 16-3 victory in **game 5 vs. Cle. (10/16)**.

**2004: (with Baltimore)** Saw action in all 16 games in 2004 and moved into *10th place on the NFL's all-time scoring list* with 1,481 points...Stover led the team with 117 points, marking the 8th time he has scored in the triple digits...He hit 90.6% of his FGAs (29 of 32), the 2nd time in his career (92.9% in 1994) that he has connected on at least 90% of his attempts...Stover also hit all 30 of his PATs, the 8th year in a row when he has not missed an attempt and the 9th time that he has made at least 30 PATs...Stover also kicked off 23 times, recording 7 TBs...Scored a season-high 14 points as he connected on 4 FGs (20, 22, 38 and 45), both PATs,

# 3 MATT STOVER

## REGULAR SEASON

Year	Team	Games	PAT	FG	Total	KOs	TB
			Made-Att.	Made-Att.	Points		
1990	NY Giants		INJURED RESERVE-QUADRICEPS				
1991	Cleveland	16	33-34	16-22	81	66	15
1992	Cleveland	16	29-30	21-29	92	64	14
1993	Cleveland	16	36-36	16-22	84	64	21
1994	Cleveland	16	32-32	26-28	110	77	5
1995	Cleveland	16	26-26	29-33	113	71	7
<b>Totals</b>		<b>80</b>	<b>156-158</b>	<b>108-134</b>	<b>480</b>	<b>342</b>	<b>62</b>
1996	Baltimore	16	34-35	19-25	91	78	6
1997	Baltimore	16	32-32	26-34	110	73	15
1998	Baltimore	16	24-24	21-28	87	64	5
1999	Baltimore	16	32-32	28-33	116	75	3
2000	Baltimore	16	30-30	*35-39	*135	81	7
2001	Baltimore	16	25-25	30-35	115	24	1
2002	Baltimore	15	33-33	21-25	96	39	1
2003	Baltimore	16	*35-35	33-38	134	7	1
2004	Baltimore	16	30-30	29-32	117	23	2
2005	Baltimore	16	23-23	30-34	113	32	1
2006	Baltimore	16	37-37	28-30	121	71	6
2007	Baltimore	16	26-26	27-32	107	63	7
<b>Totals</b>		<b>191</b>	<b>*361-362</b>	<b>*327-385</b>	<b>*1,342</b>	<b>*630</b>	<b>*55</b>
<b>Career</b>		<b>271</b>	<b>517-520</b>	<b>435-519</b>	<b>1,822</b>	<b>972</b>	<b>117</b>

\*- Franchise Record

## POSTSEASON

Year	Team	Games	PAT	FG	Total	KOs	TB
			Made-Att.	Made-Att.	Points		
1995	Cleveland	2	2-2	3-5	11	7	0
<b>Totals</b>		<b>2</b>	<b>2-2</b>	<b>3-5</b>	<b>11</b>	<b>7</b>	<b>0</b>
2000	Baltimore	4	11-11	6-8	29	21	3
2001	Baltimore	2	3-3	3-4	12	8	0
2003	Baltimore	1	2-2	1-1	5	0	0
2006	Baltimore	1	0-0	2-2	6	3	0
<b>Totals</b>		<b>8</b>	<b>16-16</b>	<b>12-15</b>	<b>52</b>	<b>32</b>	<b>3</b>
<b>Career</b>		<b>10</b>	<b>18-18</b>	<b>15-20</b>	<b>63</b>	<b>39</b>	<b>3</b>

## 3 MATT STOVER

punted 1 time (fake FG) for 33 yards and handled KO duties vs. Cin. (12/5)...**2004 SEASON HIGHLIGHTS:** Connected on all 3 PATs and 3 FGAs (25, 19 and 33) in the 30-23 victory in the **season finale vs. Mia. (12/05)**...Connected on all 3 FGAs (46, 44 and 27), all 4 PATs and kicked off 7 times in the 37-14 victory in **game 13 vs. NYG (12/12)**... *Scored a season-high 14 points*, as he connected on 4 FGAs (20, 22, 38 and 45), both PATs, punted 1 time (fake FG) for 33 yards and handled KO duties in **game 12 vs. Cin. (12/5)**...Connected on all 3 PATs (4th was aborted) and his lone FGA (50 yards) in the 30-10 win in **game 10 vs. Dal. (11/21)**...Hit both of his PATs and both FGAs, including a game-winning 42-yarder in OT in **game 9 at NYJ (11/14)**...Also handled KO duties, kicking off 5 times, with 2 TBs against the Jets...Scored 13

points, connecting on all 4 FGAs and an PAT in the 27-13 victory in **game 8 vs. Cle. (11/7)**...Nailed his only FGA, from 50 yards (his 1st 50-yard-plus FG since 10/13/02 at Ind.), and all 3 PATs in **game 4 vs. KC (10/4)**...Nailed 3 FGs (35, 27 and 34) and all 3 PATs in 30-13 win in **game 2 vs. Pit. (9/19)**.

**2003: (with Baltimore)** Stover moved into 17th place on the NFL's all-time scoring list in 2003 with 1,364 points...The Ravens all-time leading scorer was 3rd in the AFC and 4th in the NFL with 134 points (2nd most in franchise history to his 135 in 2000)...He connected on 33 of 38 FGAs (86.8%), including 2 dramatic OT FGAs that produced Ravens victories...Also was perfect (35 of 35) on PATs... **2003 SEASON HIGHLIGHTS:** Tied **season finale vs. Pit.**

## 3 MATT STOVER

(12/28) at 10-10 with a 46-yard FG and then won the game in OT with a 47-yarder...Extended his consecutive FG streak to 22 with his 1st 2 FGs (32 and 28), before missing his 3rd (50-yard attempt fell short) in **game 14 at Oak. (12/14)**...Connected on all 4 PATs and all 3 FGAs, including a 40-yard FG with the Ravens down 3 points with 3 seconds remaining to send the game into OT...He then hit a 42-yard FG in **game 11 vs. Sea. (11/23)**...*Played in his 200th-career game* and scored 10 points as he was 3-for-3 on FGAs (41, 25 and 41) and 1 PAT in **game 9 at STL (11/9)**...Connected on all 3 of his FGAs and 1 PAT in **game 8 vs. Jax. (11/2)**...*Booted his 300th-career FG* (only the 15th player in NFL history with 300 FGs) on a 39-yard strike in the 2nd quarter of the 26-6 vic-

### MOST CAREER POINTS IN NFL HISTORY

	Name	Pts.
1.	Morten Andersen	2,544
2.	Gary Anderson	2,434
3.	George Blanda	2,002
4.	Matt Stover	1,822
5.	John Carney	1,812
6.	Jason Elam	1,786
7.	Norm Johnson	1,736
8.	Nick Lowery	1,711
9.	Jan Stenerud	1,699
10.	Jason Hanson	1,659
11.	Eddie Murray	1,594
12.	Al Del Greco	1,584
13.	John Kasay	1,504
14.	Steve Christie	1,476

tory in **game 7 vs. Den. (10/26)**...Connected on 4 of 5 FGAs, 25, 39, 22 and 29 (missed WR from 45) and hit both of his PATs, scoring 14 points against the Broncos...Earned a game ball after he kicked the ball 14 times (7 KOs, 4 FGAs, 2 PATs and 1 punt) in **game 5 at Ari. (10/12)**...Stover connected on all 4 FGAs (31, 22, 29 and 37) and both PATs as well as punted once for 34 yards on a fake FG against the Cardinals.

**2002: (with Baltimore)** Saw action in 15 games, handling PAT, FG and KO duties...*Led the team with 96 points*...Connected on all 33 PATs and was 21-of-25 on FGs, including 9-of-9 from 20-29 yards...Also had 3 special teams tackles...**2002 SEASON HIGHLIGHTS:** Went 4-of-4 on PATs and connected on only FGA (43 yards) in **game 16 at Pit. (12/29)**...Connected on all 3 FGAs (22, 22 and 47) and both PATs in 23-19 win in **game 14 at Hou. (12/15)**...Handled KO duties and hit his

only extra point in **game 10 at Mia. (11/17)**...Connected on his only FGA (33 yards) and all 5 PATs in 38-27 win in **game 9 vs. Cin. (11/10)**...Was a perfect 4-of-4 on FGAs (43, 28, 27 and 28) in 26-21 win in **game 4 at Cle. (10/6)**...Also connected on both extra points against the Browns...Connected on lone PAT and missed a 47-yard FG in the **season opener at Car. (9/8)**...*Also had 1st career punt for 33 yards against the Panthers.*

**2001: (with Baltimore)** Finished 4th in the AFC (tied for 5th in the NFL) with 115 points...*Tied for 2nd in the AFC (tied for 2nd in NFL) with 30 FGs*...Was 30-35 on FGAs and 25-of-25 on PATs...**2001 SEASON HIGHLIGHTS:** Went 4-for-4 on FGs (made from 20, 20, 21 and 38) and made 1 PAT in 19-3 win in **game 16 vs. Min. (1/7/02)**...His 4 FGs tied a season-high...Went 4-for-5 (made from 26, 27, 29 and 30, missed from 46) and made 3 PATs in 39-27 win in **game 12 vs. Ind. (12/2)**...The 15 points were a season high...Went 2-for-2 (made from 25 and 39) and made only PAT in 13-10 win in **game 8 at Pit. (11/4)**...Kicked 39-yard game-winner with 1:49 left, his 2nd 4th-quarter FG...*Named AFC Special Teams Player of the Week*...*Set NFL record by kicking a FG in his 32nd-straight game, breaking the tie with Fred Cox in game 6 at Cle. (10/21)*...Went 2-for-2 (made from 21 and 38) in 24-14 loss...Made 1 special teams tackle...Went 1-for-1 on FGs (made from 28) and made both PATs in 31-23 loss in **game 5 at GB (10/14)**...*Tied NFL record with Fred Cox for consecutive games with a field goal (31) with a 28-yarder in the third quarter*...Went 2-for-2 on FGs (made from 25 and 26) and made both PATs in the 26-7 win in **game 4 vs. Ten. (10/7)**.

**2000: (with Baltimore)** *Scored a career and NFL-high 135 points* and earned his 1st trip to the **Pro Bowl**...Was 35-of-39 on FGAs and kicked 30 PATs to surpass the career 1,000-point mark...Earned **AP All-Pro** honors...Was 6-of-8 on FGAs and 11-for-11 on PATs for 29 points in 4 postseason games...**2000 SEASON HIGHLIGHTS:** Kicked a 32-yard FG in the Ravens' playoff-clinching 24-3 win in **game 14 vs. SD (12/10)**...Booted 3 FGs in the Ravens' 44-7 win in **game 13 vs. Cle. (11/26)**, plus kicked 5 PATs for 14 points to give him 1,000 career points...Kicked a 45-yard FG in the Ravens' 24-23 win in **game 11 at Ten. (11/14)** to extend his streak to 14 straight...Also made a tackle on KO coverage for the 2nd week in a row...Was named **AFC Special Teams Player of the Month for October**...Accounted for 49 consecutive points in October's TD drought...Named **AFC Special Teams Player of the Week** for his 5-FG effort in the Ravens' 15-10 win in **game 6 at Jax. (10/8)**...Accounted for all of the Ravens' scoring in the game and tied a career high, established 3 other times (last on 12/26/99 vs. Cin.).

**1999: (with Baltimore)** Finished 28-of-33

# 3 MATT STOVER

## MATT STOVER'S CAREER KICKING VS. EACH OPPONENT

Opponent	G	FG	FGA	Pct.	LG	PAT	PAT Att.	Pts
Arizona	5	13	13	100.0	46	9	9	48
Atlanta	4	4	7	57.1	38	8	8	20
Buffalo	5	11	14	78.6	47	7	7	40
Carolina	3	3	4	75.0	46	5	5	14
Chicago	4	6	9	66.6	43	5	5	23
Cincinnati	34	63	71	88.7	50	80	80	269
Cleveland	18	43	48	89.6	47	35	35	164
Dallas	4	7	9	77.8	50	9	9	30
Denver	10	14	16	87.5	45	14	14	56
Detroit	4	4	4	100.0	46	8	8	20
Green Bay	5	7	8	87.5	46	13	13	34
Houston	2	4	4	100.0	47	3	3	15
Indianapolis	11	13	21	61.9	51	23	23	62
Jacksonville	17	30	34	88.2	49	27	27	117
Kansas City	7	6	8	75.0	50	14	14	32
Miami	8	13	17	76.5	45	10	11	49
Minnesota	5	10	10	100.0	38	7	7	37
New England	9	12	15	80.0	41	13	13	49
New Orleans	5	4	6	66.7	43	15	15	27
NY Giants	4	7	7	100.0	46	9	9	30
NY Jets	8	13	16	81.3	45	17	17	56
Oakland	6	11	14	78.6	37	10	10	43
Philadelphia	4	7	8	87.5	50	7	8	28
Pittsburgh	34	47	56	83.9	51	59	59	200
San Diego	9	12	12	100.0	49	16	16	52
San Francisco	4	11	11	100.0	49	9	9	42
Seattle	5	5	7	71.4	42	14	14	29
St. Louis	5	10	14	71.4	50	11	12	41
Tampa Bay	3	6	6	100.0	43	5	5	23
Tennessee	25	34	44	77.2	55	49	49	151
Washington	4	5	6	83.3	51	6	6	21
<b>Totals</b>	<b>271</b>	<b>435</b>	<b>519</b>	<b>83.8</b>	<b>55</b>	<b>517</b>	<b>520</b>	<b>1,822</b>

(84.8%) on the season, with 32 PATs, for a then-career high 116 points...Connected on his final 18 FGAs after starting the season by hitting 10-of-15...Three of his 75 KOs went for TBs...**1999 SEASON HIGHLIGHTS: Tied a then-career high with 5 FGs** in Baltimore's 22-0 win in **game 15 vs. Cin. (12/26)** and was named the **AFC Special Teams Player of the Week**...Was his 3rd 5-FG day, and 2nd against the Bengals...He also tied his own team record by kicking 3 of the 5 FGs in the 2nd quarter...Kicked 1 PAT to account for 16 of the 22 points...His 4th FG (a 30-yarder) was the 200th of his career...Kicked the game-winning 50-yard FG as time expired in the Ravens' 34-31 win in **game 10 at Cin. (11/21)** to win **AFC Special Teams Player of the Week**...Was his 4th career game-winner and 3rd against the Bengals.

**1998: (with Baltimore)** Was 21-of-28 (.750) on FGAs and 24-of-24 on PATs for 87 points...Was successful on 18 of his last 21 FGAs...Eleven of 65 kickoffs went into the end zone, with 5 TBs...Had best game of the season in 38-31 win vs. Ind. (11/29), booting FGs from 43, 48 and 47 yards...His 12 points were a season high and the 48 and 47-yard FGs were his 2 longest of the season...**1998 SEASON HIGHLIGHTS:** Snapped a season-long streak of 9-straight successful FGAs when his 45-yarder was blocked in **game 15 at Chi. (12/20)** by James Williams...Booted 2 FGs in 20-13 win in **game 11 at Cin. (11/22)**...Was perfect on 2 42-yard FGAs in 14-13 loss in **game 10 at SD (11/15)**...Accounted for all of Baltimore's points in 16-6 loss in **game 6 at Pit. (10/18)**...Connected from 41 and 40 yards in the 1st half.



## 3 MATT STOVER

**1997: (with Baltimore)** Finished 26-for-34 on the season (76.5%)...After making 26 of his 1st 29 attempts, Matt missed his last 5 tries (although 2 were blocked)...Finished 9th in the AFC with 110 points...Was a perfect 32-for-32 on PATs...While Stover had a 76.5% success rate in 1997, Ravens opponents were 23-31 (74.2%), the 6th-lowest opponent FG% in the league...Fifteen of his 76 kickoffs went for TBs...**1997 SEASON HIGHLIGHTS:** Kicked FGs of 38 and 23 yards in **game 7 vs. Mia. (10/19)** to extend his consecutive FG made streak to 10...Upped consecutive FG streak to 8 by nailing a 34-yarder in **game 6 vs. Pit. (10/5)**...**Named the AFC's Special Teams Player of the Month for September**...Connected from 47, 35 and 28 yards in **game 5 at SD (9/28)**...**Tied a career high and set a Ravens' record with 5 FGs in game 4 at Ten. (9/21) in his 100th career NFL game**...Was 5-for-6 on the day, snapping a streak of 10-consecutive FGs, a Ravens' record...The 6 attempts was a Ravens' record...Made good on attempts from 38, 42, 49, 34 and 36.

**1996: (with Baltimore)** Was 19-of-25 on FGAs and 34-of-35 on PATs for 91 points (3rd-lowest FGAs in AFC because Ravens had NFL's 4th-highest TD% inside-the-20 - 60%)...Seventeen of his 80 KO's went into the end zone, with 6 TBs...**1996 SEASON HIGHLIGHTS:** Was 3-of-3 on FGAs, booting 37, 46 and 25-yarders in **game 15 at Car. (12/15)**...Booted FGs of 25 and 37 yards in **opening day 19-14 win over Oak. (9/1)**.

**1995: (with Cleveland)** Finished 2nd-straight outstanding season by connecting on 29-of-33 on FGAs and 26-of-26 on PATs for a then-career high 113 points...His 29 FGs set a Browns' record (breaking mark he set in 1994 with 26)...His 87.9% success ratio was 2nd in the league to Dallas' Chris Boniol, who was 27-of-28 (96.4%)...**1995 SEASON HIGHLIGHTS:** **Kicked his 100th career FG, a 28-yarder in game 11 vs. GB (11/19)**, 1 of 2 on the day (kicked a 46-yarder earlier)...That qualified him for the NFL's all-time FG accuracy list...**Tied a team record and set a career-high with 5 FGs in the 29-26 OT win in game 8 at Cin. (10/29)**, including the game-winner from 28 yards (at 6:30 in OT), to earn the **AFC Special Teams Player of the Week** award...Booted kicks of 44,

25, 36, 38 and 28 yards.

**1994: (with Cleveland)** Stover snapped 4 (Browns) team kicking records: His 92.8% FG pct. (26-of-28) topped Lou Groza's 88.5% (23 of 26) mark set in 1953; he made 20 consecutive FGs, surpassing Don Cockroft's mark of 16; and his 26 3-pointers were the most in team history, breaking Matt Bahr's high of 24, accomplished in 1984 and 1988 (He later kicked 29 in 1995)...Named as **Pro Bowl 1st alternate**...Made his final 20 FGs (He did not attempt a FG in either of the final 2 games)...Finished 26 of 28 on FGAs (92.8%), the best pct. in the NFL, and 32 of 32 on PATs for 110 points (tied for 4th in the AFC)...**1994 SEASON HIGHLIGHTS:** Tied his then-career high and set 2 new Browns records with a 4-for-4 performance in a 19-14 win in his hometown in **game 14 at Dal. (12/10)**...**Booted FGs of 34, 32, 43 and 32 yards to extend his consecutive successful FGA streak to 20, topping Don Cockroft's old mark of 16**...Also set a new team record with 26 FGs, snapping Matt Bahr's old mark of 24, done in 1984 and 1988...Tied Don Cockroft's team record with his 16th straight FG in **game 13 vs. his old team, NYG (12/4)**.

**1993: (with Cleveland)** Had 84 kicking points, including 16-of-22 on FGAs and 36-of-36 on PATs...FG effort (16 of 22) matched his 1st season with the Browns (1991)...Was 9-of-10 inside the 40, and 15-of-18 inside the 50...Scored 25 points after 3 games (6 of 6 FGAs, 7 of 7 PATs), and 59 points last 12 games (10 of 16 FGAs, 29 of 29 PATs)...Twenty-one of his 66 KO's went for TBs and 30 went into the end zone...**1993 SEASON HIGHLIGHTS:** Hit a 53-yard FG in **game 13 at Hou. (12/12)** was 5th longest in team history, and 2nd longest of career...Ended season on high note by connecting on all 3 attempts (36, 47 and 44 yards) in 16-9 loss in **season finale at Pit. (1/2/94)**...Did not attempt a FG, but was 6-of-6 on PATs and booted 3-of-7 KO's into the end zone, 1 for a TB, in 42-14 win in **game 15 at STL (12/26)**...Hit 8th straight FGA, a 32-yarder, to give Browns a 10-9 lead in **game 4 at Ind. (9/26)**; missed WR, his 1st miss of '93, on a 52-yard attempt in the 4th quarter.

**1992: (with Cleveland)** Was 21-of-29 in FGAs and 29-of-30 in PATs for a club-leading 92 points...Stover was 12-of-12 inside the 30,

### HIGHEST CAREER FIELD GOAL PERCENTAGE

(2007 Active Players: Min 150 FG)

NAME	TEAM	FG	FGA	Pct.
Shayne Graham	Cincinnati Bengals	152	178	85.4
Matt Stover	Baltimore Ravens	435	519	83.8
Phil Dawson	Cleveland Browns	182	220	82.7
Adam Vinatieri	Indianapolis Colts	311	378	82.3
Ryan Longwell	Minnesota Vikings	267	326	81.9


## 3 MATT STOVER

18-of-20 inside the 40, but 3-of-9 from 40+ yards...Was 9-of-10 in FGAs, games 10 through 14...Placed 22-of-66 KOs in end zone, with 14 TBs...**1992 SEASON HIGHLIGHTS: Tied a Browns' record with 7 attempts in game 7 at NE (10/25)**...Made 4, from 29, 28, 21 and 32 yards, to tie a then-career high...Three misses were from 54, 44 and 31 yards (all WL)...Was 1st 50+ miss of career...Booted 51-yard FG in **game 5 vs. Pit. (10/11)**, his 3rd straight 50+ yard success in as many attempts.

**1991: (with Cleveland) Led the club in scoring with 81 points**...Was 33-of-34 on PATs, 16-of-22 on FGAs...**Had longest FG (career-long 55 yards) of the year in the AFC and 2nd-longest (Andersen, NO - 60 yards) in the NFL**...Had a string of 10 straight successes early in season, and 5 straight in middle of season...Was 2-of-2 in attempts of 50 yards and better...20 of his 67 kickoffs reached the end zone, with 15 TBs...**1991 SEASON HIGHLIGHTS:** Missed his only attempt, a 19-yard, game-tying FG with 4 seconds left in **game 14 vs. Hou. (12/15)**...Connected on a 50-yard FG, then a career best, in **game 10 vs. Phi. (11/10)**, but was 3-of-4 on PATs, hitting the left upright in the first quarter...Had his string of 10 straight FGs snapped in **game 9 at Cin. (11/3)**, as he hit the upright on a 47-yard fourth-quarter attempt and his 34-yard last-second attempt was blocked...Had biggest day of his young NFL career in **game 3 vs. Cin. (9/15)** in a 14-13 win, as he kicked 4 FGs, including the game-winner from 45 yards out with only 4 seconds remaining (the other 3 were from 30, 42, and 38 yards), and was named *The Sporting News* **Special Teams Player of the Week** for his performance...Missed his 1st NFL attempt, a 45-yarder, WL in **season opener vs. Dal. (9/1)**.

**1990: (with New York Giants)** Played in 3 of 4 1990 preseason games for the Giants...Was 4-of-6 on FGAs in preseason and 5-of-5 on PATs (including 2 vs. Cle.) for 17 points...Placed on the Giants' IR with a quadriceps pull on 9/4/90, and spent entire championship season on IR.

**COLLEGE:** Four-year kicking specialist at Louisiana Tech University who connected on 64 of 88 FGAs for a 72.7% success rate...Only 2 misses on PATs were blocked, as he hit 70 of 72...Totaled 262 career points and set a school mark with 7 FGs over 50 yards...Doubled as a punter as a senior (1989), and averaged 34.1 yards on 36 punts, with a long of 57 vs. Texas A&M...In final collegiate campaign, was 15-of-20 in FGAs, including a 53-yarder, and was 30-of-30 on PATs to earn All-Conference honors...As a junior (1988), was 15-23 on FGAs, including a 52-yarder...Set all-time school mark with a 57-yard FG vs. Texas A&M as a sophomore (1987)...Led the team with 82 points scored...Earned Rookie of the Year honors...Earned his degree in marketing.



Entering 2008, Matt Stover is 4th on the NFL's all-time scoring list with 1,822 career points.

**PERSONAL:** Was an All-District WR at Lake Highlands (Dallas, TX) HS, as well as the kicker...Booted 5 FGs in one game, with a long of 50 yards, both Texas state marks...Is of Greek descent...A former PP&K champion...Participated in PP&K in Texas Stadium, where he also sold programs as a youngster...Spent 1992 and 1993 offseason at IMG, and wants to enter sports marketing field after football...During his longtime NFL career, Stover has been very active in the community...Won Humanitarian of the Year Award by the Cleveland TD Club in 1992...Has done several anti-drug and alcohol appearances, kids football programs, Stay in School campaigns, Boy Scouts, Youth Charities, hospital visits and work for the Cystic Fibrosis Foundation at Saks in Cleveland...Was co-chairman of the "65 Roses Sports Club," benefiting Cystic Fibrosis...Was a celebrity waiter for the Lung Association...Modeled for a Ronald McDonald House benefit...Helped raise funds for United Way through "Field Goal Challenge," which tied Stover's kicking success with donations from sponsors...Filmed a safety PSA with the Maryland State Police, plus an anti-smoking PSA and one for the Maryland Burn Centers...Active in Fellowship of Christian Athletes and serves on the Maryland State Board...Hobbies include computers, attending plays, coaching, and speaking to youth groups...Spends much of his offseason time delivering his message of hope by giving a number of speeches to church youth groups and schools both in his home state of Texas and his current home in Baltimore...Has

## 3 MATT STOVER

worked with high-risk juvenile academic and halfway houses in TX...He and his wife, Debbie, are involved with Georgetown, TX, pregnancy centers...Teamed with Pizza Hut in 2001 to donate \$500 for every made FG to the Johns Hopkins Children's Center...Stover donated an additional \$100 per FG and raised \$18,000 for his 30 regular season FGs...Stover contributed an additional \$200 each for his 4 postseason FGs, Johns Hopkins Children's Center received a grand total of \$20,800...He continued the same promotion during the 2002 season and raised \$10,500 for his 21 FGs, an additional \$2,000 was donated by the *Matt Stover Foundation*...Hosted the inaugural "Matt Stover Kicking Camp" in June 2002 at the Gerstel Falcon Sports Camps in Carroll County for 7th graders and up...Was the keynote speaker at the FCA banquet at Martin's West in Baltimore in 2001...Was a guest conductor at the Baltimore Symphony Rocks event in April 2002...Active in NFL's Backyard Football program and numerous other community events...Was a celebrity coach at the Pam Shriver celebrity tennis classic in 2002...Traveled to Washington, D.C. to visit U.S. military personnel injured during Operation Iraqi Freedom in April 2003...Hosted and sponsored annual outreach for HS students that delivers a message about responsible living, and thousands of students have attended these... Stover and Texas, his chocolate Labrador, posed for the 2005 Friends of Baltimore Animal Shelter calendar in June 2004...Proceeds benefited area animal shelters...Hosted a youth football camp in Pennsylvania in the summer of 2004...Made several school visits throughout the 2004 season, including a visit to McDonogh School for National Young Readers Day... Participated in the All Community Team preseason event and Auction Party, helping to raise over \$200,000 in the silent and live auctions...In the Modell's "Shop with a Player" event, Stover donated \$100 gift certificates to 10 children to allow them to shop for the holidays...In Dec. '04, hosted a private screening of "Fat Albert" for invited youth from Villa Julie and St. Vincent's Center...Matt presented an electronic scoreboard (with remote), flag football uniforms and equipment to


William Paca Elementary School in Feb. '05...His foundation partnered with Brown Advisory, a Baltimore-based investment firm, that adopted the school and provided resources for the students...He received \$25,000 from the NFL's Player Matching Grant for his charitable efforts...He gave \$10,000 to Johns Hopkins Children Hospital and \$10,000 to Villa Marie on Feb. 24, 2005...Has co-hosted a weekly TV show featuring Baltimore and Maryland spots in 2004 and '05...In Oct. 2005, Matt joined over 350 community leaders at M&T Bank Stadium for an all-access event and spoke to the group about the importance of volunteerism and conducted locker room and field tours...In Nov. 05, he and former teammate, Anthony Weaver, read to young guests at the annual fundraising event for Kennedy Krieger Institute's Festival of Trees...Hosted an advance screening of Disney's "The Chronicles of Narnia," based on the classic by C.S. Lewis, for 200 children in Dec. 2005...In Dec. 2005 and '06, he participated in the ACT Annual Auction Party that benefits the Ravens All Community Team Foundation and all of the player foundations...In Feb. 2006, Stover took part in the Wharton Graduate Business School's Business education program for NFL players; program is part of an ongoing NFL-NFLPA initiative to assist players in preparing for their post-playing careers...Stover brought 200 children to a private screening of "Charlotte's Web" in Dec. 2006...Joined his teammates at the Goodwill Gridiron Halloween Party, with proceeds benefiting Goodwill industries in Oct. 2006...In Oct. 2007, Matt was a celebrity coach for the Pam Shriver Tennis Classic benefiting the Baltimore Community Foundation...He also participated in Sundaes with the Ravens, meeting and making ice cream sundaes with youth to celebrate the holiday season in Dec. 2007...Matt hosted a free movie screening of the movie "Legend of the Deep" for youth in Dec. 2007...A team player rep, Stover was also elected to the NFLPA Executive Committee...Nicknamed "Stove Top"...Daughter, Jenna Lee, was born on 4/26/95 and son, Jacob Matthew, was born exactly a year later (4/26/96)...Matt and Debbie had their 3rd child, Joe Mark on 6/4/03...Full

### GAME WINNERS

When the game is on the line, the Ravens know that Matt Stover brings home the W. Over his career, he has kicked 13 game-winning FGs, including 1 in 2007. Seven of his game winners have come against division opponents

Date	Opp.	Yards	Final Score
9/15/91*	vs. Cin.	45	14-13
10/29/95*	@ Cin.	28	29-26 OT
11/14/97	@ NYG	37	24-23
11/8/98	vs. Oak.	30	13-10
11/21/99	@ Cin.	50	34-31
11/4/01	@ Pit.	39	13-10
11/23/03	vs. Sea.	42	44-41 OT
12/28/03	vs. Pit.	47	13-10 OT
11/14/04	@ NYJ	42	20-17 OT
11/20/05	vs. Pit.	44	16-13 OT
12/4/05	vs. Hou.	38	16-15
9/24/06	vs. Cle.	52	15-14
9/23/07	vs. Ari.	46	26-23

\*Indicates with Cleveland



55

**TERRELL  
SUGGS**

HT: 6-3

WT: 260

COLLEGE: ARIZONA STATE

HS: HAMILTON (CHANDLER, AZ)

BORN: 10/11/82, MINNEAPOLIS, MN

JOINED RAVENS: DRAFT 1A, 2003

**GAMES PLAYED/STARTED:** (2003, 16/1); (2004, 16/16); (2005, 16/16); (2006, 16/15); (2007, 16/16) **Total 80/64**

**Playoffs** (2003, 1/1); (2006, 1/1) **Total 2/2**

**TRANSACTIONS:** Terrell Suggs was selected with the 10th-overall pick in the 1st round of the 2003 NFL Draft...Suggs was the 1st defensive end and the 5th D-linebacker taken in the draft...He was also the 2nd player ever selected by the Ravens from Arizona State (Todd Heap - 1st round, 31st overall in 2001).

**PRO: Two-time Pro Bowler (2004 and '06), 2nd-Team All-Pro (Football Digest in 2006) and 2003 AP Defensive Rookie of the Year...**One of the best pass rushers in Ravens history, Suggs enters 2008 with 372 tackles (253 solo), 45 sacks (3rd-most in franchise history), 21 PD, 3 INTs and is the *Ravens' all-time leader in FFs (17) and 2nd in FRs (9)*...Named to his *2nd Pro Bowl* in 2006 after posting 86 tackles, including 63 solo...Named to his *1st Pro Bowl* in 2004 after posting 72 tackles (48 solo) and leading the team (3rd in the AFC) with 10.5 sacks (22.4 sacks in his 1st 2 seasons)...Earned *AP Defensive Rookie of the Year* honors in 2003 when he finished 4th in the AFC and 8th in the NFL with a *franchise rookie-record* 12 sacks...Tied an NFL rookie record with Santana Dotson with 1 sack in each of his 1st 4 games.

**2007:** Started all 16 games for the 3rd time in his career and finished 4th on the team with a *career-high 95 tackles*, including a *team-leading 5 sacks* (-34 yards)...He also recorded 7 PD (tied a career high) and 1 FF...**2007 SEASON HIGHLIGHTS:** Posted 11 tackles (7 solo), 1 FF and 1 sack (-5 yards) in **game 10 vs. Cle. (11/18)**...Led the team when he posted a *career-high 14 tackles*, 1 sack (-9 yards) and 3 additional QB hits in **game 8 at Pit. (11/5)**...Made 9 tackles (5 solo), 1 QB hit and 1 sack (-6 yards) in **game 7 at Buf. (10/21)**...Posted 5 tackles, including 1 TFL and helped hold the 49ers to 49 rushing yards and 6 total 1st downs in **game 5 at SF (10/7)**...Started and netted 4 tackles, while helping hold the Browns to 3.3 yards per carry in **game 4 at Cle. (9/30)**...Helped hold the Jets to 2.6 yards per rush, posting 6 tackles (4 solo), 1 TFL and a *career-high 3 PD* in the 20-13 win in **game 2 vs. NYJ (9/16)**.

**2006:** Named to his *2nd Pro Bowl* on

12/19/06...Saw action in all 16 games, starting 15 and tied a career-high with 86 tackles, including 63 solo...Suggs tied for 3rd on the team with 9.5 sacks (-64.5 yards), 7 PD, 3 FFs and 2 FRs on the year...**2006 SEASON HIGHLIGHTS:** Started and produced a *postseason career-high 10 tackles*, 1 FF and the team lead with 6 QB hits while helping hold the Colts to 2.9 yards per rush in the **Divisional Playoff game vs. Ind. (1/13/07)**...Started and netted 4 tackles (3 solo), 1 sack (-11 yards) and 1 PD in the 19-7 win in the **season finale vs. Buf. (12/31)**...Started and turned in a dominant performance, helping to force the Chiefs into 3 turnovers as he posted 13 tackles (10 solo), 1 sack (-5 yards), 1 FF, 1 FR and 3 QB hits in the 20-10 victory in **game 13 at KC (12/10)**...Started and posted 8 tackles (7 solo), including 2 sacks (part of a Ravens' record-tying 9 sacks) and helped hold the Steelers to just 21 rushing yards in the 27-0 win in **game 11 vs. Pit. (11/26)**...Started and recorded 9 tackles, including 8 solo, and his 9th-career multi-sack game (2 for -14 yards)...Also added 1 FR and 1 FF, which Kelly Gregg recovered and rumbled 59 yards, setting up a Ravens FG in the 28-6 victory in **game 2 vs. Oak. (9/17)**.

**2005:** Started all 16 games, finishing 5th on the team by tying a *career-high 86 tackles* (65 solo), 8 sacks (-65.5 yards) 6 FFs, 1 FR, 3 PD (career high) and a *career-high 2 INTs*...**2005 SEASON HIGHLIGHTS:** Netted 8 tackles (4 solo), 1 sack and 2 FFs in the **season finale at Cle. (1/1/06)**...Amassed 7 tackles (5 solo), 1 sack (-8 yards) and several QB pressures in the 30-23 win in **game 15 vs. Min. (12/25)**...Shared the defensive game ball (Adalius Thomas) as he netted 6 tackles (5 solo) and a *career-high 3 sacks* (-24 yards) and 1 FF in the 16-15 win in **game 12 vs. Hou. (12/4)**...Posted a *career-high 11 tackles*, including a *career-high 8 solo*, with 1 TFL in **game 6 at Chi. (10/23)**...Earned a game ball when he netted 7 tackles (5 solo), including 1 TFL and a half sack (-3.5 yards) in **game 3 vs. NYJ (10/2)**.

**2004:** Earned his *1st-career Pro Bowl* berth after leading the team with 10.5 sacks (3rd in the AFC)...In his 1st season as an every-down player, Suggs started all 16 games in 2004, 1 of just 5 Ravens defensive players to do so...Recorded 72 tackles, easily a career-best, had 1 FF and recovered 2 more...**2004 SEASON HIGH-**



## 55 TERRELL SUGGS

**LIGHTS:** Recorded 7 tackles (4 solo), including 1 TFL and 1 sack (-14 yards) in the 30-23 victory in the **season finale vs. Mia. (1/2/05)**...Tied for 2nd on the team with 4 tackles in **game 11 at NE (11/28)**...Posted 7 tackles, including 1 sack (-7 yards) in **game 10 vs. Dal. (11/21)**...His sack was the **20th of his career in his 26th game, tying him for the 4th-fastest in NFL history to the 20-sack mark**...Also had 1 FR, which led to a Ravens' TD 2 plays later...Tied a season high with 7 tackles, including 2 sacks (-12 yards), his 3rd multi-sack game of the season, and 1 FF in **game 6 vs. Buf. (10/24)**...Recorded 7 tackles (6 solo) and 2 sacks (-13 yards) and helped the Ravens' defense to hold the Redskins to 107 total yards (2nd-lowest total in team history), including just 52 yards rushing in **game 5 at Was.(10/10)**.

**2003:** Earned **AP Defensive Rookie of the Year** honors...Finished 4th in the AFC and 8th in the NFL with a **franchise rookie record 12 sacks**...Also earned **2003 Defensive Rookie of the Month award (September)**...Played in all 16 regular season games, starting 1...Totaled 33 tackles, 6 FFs, 4 FRs, 3 PD and 1 INT in 2003...Also started the Ravens' postseason contest, recording 2 tackles...Became just the 2nd Raven (Peter Boulware - 1997) to earn **AP Defensive Rookie of the Year honors...2003**

**SEASON HIGHLIGHTS:** Started his 1st-career game and responded with 6 tackles (4 solo), 1 PD and 1 FR in the **season finale vs. Pit. (12/28)**...Posted 5 tackles (3 solo), including 2 sacks (-9 yards), which established a new **franchise rookie record** with 12 sacks (Peter Boulware - 11.5 in 1997) in **game 15 at Cle. (12/21)**...Suggs had 2 FFs and 1 FR in the 35-0 victory Browns...Saw action from scrimmage and posted the 1st multi-sack game of his career with 2 (-15 yards) in **game 11 vs. Sea. (11/23)**...**Tied an NFL record (Santana Dotson - 1992) with a sack in each of the 1st 4 games of his career in game 4 vs. KC (9/28)**...Finished the Chiefs' game with 2 tackles...Was used mainly in passing situations at DE and recorded his 3rd sack in as many games in the 24-10 win in **game 3 at SD (9/21)**...Pulled in his **1st-career INT** against the Chargers, leading to a Jamal Lewis TD 2 plays later...Subbed and netted 1 sack for the 2nd-consecutive game as the defense held the Browns to 60 net rushing yards in 33-13 win in **game 2 vs. Cle. (9/14)**...Subbed and **recorded his 1st NFL sack (-7 yards)** in his 1st NFL game in the **season opener at Pit. (9/7)**.

**COLLEGE:** Shattered school, conference and NCAA single-season records with 24 sacks in 2002...One of the most dominating pass-rushers in the history of college football, Suggs entered the draft after his junior season...His career totals of 44 sacks and 65.5 TFL set school records...Started 34 of 36 games over his 3-year career at Arizona State, amassing 163 tackles (109 solo), including 44 sacks, 14 FFs, 3 FRs, 2

INTs and 9 PD...Consensus All-American and All-Pac 10 Conference 1st-team selection as a junior...Recipient of the **Bronko Nagurski Award** (nation's top defensive player), **Lombardi Trophy** (nation's top lineman) and **Morris Trophy** (Pac-10's top lineman)...Also named **Pac-10 Defensive Player of the Year**...Winner of the Hendricks Award, given to college football's premier DE and voted team MVP...Started every game at DE as a junior and recorded 73 tackles (44 solo)...**Set school, conference and NCAA single-season records with 24 sacks, topping the previous school and conference marks of 19 by Al Harris in 1978 and 17.5 by Syracuse's Dwight Freeney in 2001**...His 31.5 stops for losses broke the previous conference mark of 28 by Stanford's Ron George in 1990...Second-team All-American selection by *The NFL Draft Report*, 3rd-team All-America from *Football News* and an All-Pac 10 1st-team choice as a sophomore...Started every game, recording 42 tackles (24 solo)...Led the team with 10 sacks (-57 yards) and 18 TFL...Named **Pac-10 Freshman of the Year**...*Football News* 1st-team Freshman All-American and 3rd-team Freshman All-America selection by *The Sporting News*...Secondary education/history major.

**PERSONAL:** *Parade* All-American in 2000 and Gatorade Arizona Player of the Year at Hamilton (Chandler, AZ) HS...Rated the No. 6 player in the Far West and the No. 3 Athlete in the Western region by *PrepStar Magazine*...Named to the All-American team and **Arizona Player of the Year** by *USA Today*...Ranked the 60th-best player in the nation by *The Sporting News*...Made 2nd-team All-West Team by *The Orange County Register*...Rated the No. 19 player on the Western Region Super 30 by *SportsLine/PrepStar*...Arizona 5A Player of the Year by the *Phoenix Metro*...Arizona Player of the Year by Super All-State '99...Member of the 1st-team offense on the Super All-State 1999...First-team All-State and All-Region...Rushed 297 times for 2,274 yards and 26 TDs...Transferred from Chandler (AZ) HS, where he was a blocking back and LB...Holds the school record with 367 rushing yards and 5 TDs in a single game...First in the state in rushing yards (2,274), 3rd in TDs (26) and 4th in scoring (156)...Once scored 4 TDs and had 205 yards in 3 quarters...Lettered 3 times in football, 3 times in basketball and once in track and field...Was honored by his hometown of Chandler, AZ, on 1/25/01 with "Terrell Suggs Day"...Joined teammates for the Goodwill Gridiron Halloween Party in Oct. 2004...Suggs also participated in the Quarterback Club of Baltimore's Distinguished Speaker Series in Nov. 2004...Suggs also provided uniforms, cleats and gloves to Hamilton (AZ) HS for its football program in 2005...Joined teammates at An Evening Ringside, a professional boxing event, which benefited the Jonathan Ogden



# 55 TERRELL SUGGS

2007

**Game-by-Game Tackles**

**Ravens**

Date/Opp.	TT	Solo	As	INT	FF	FR	Sacks	PD
9/10 @ Cin.	3	2	1	0-0	0	0	0-0	0
9/16 vs. NYJ	6	4	2	0-0	0	0	0-0	3
9/23 vs. Ari.	4	3	1	0-0	0	0	0-0	0
9/30 @ Cle.	4	2	2	0-0	0	0	0-0	0
10/7 @ SF	5	1	4	0-0	0	0	0-0	0
10/14 vs. STL	4	2	2	0-0	0	0	1-7	1
10/21 @ Buf.	9	5	4	0-0	0	0	1-6	0
11/5 @ Pit.	14	6	8	0-0	0	0	1-9	0
11/11 vs. Cin.	9	4	5	0-0	0	0	0-0	0
11/18 vs. Cle.	11	7	4	0-0	1	0	1-5	0
11/25 @ SD	4	4	0	0-0	0	0	0-0	0
12/3 vs. NE	3	3	0	0-0	0	0	0-0	0
12/9 vs. Ind.	4	0	4	0-0	0	0	0-0	0
12/16 @ Mia.	6	4	2	0-0	0	0	1-7	2
12/23 @ Sea.	5	2	3	0-0	0	0	0-0	0
12/30 vs. Pit.	4	2	2	0-0	0	0	0-0	1
<b>Totals</b>	<b>95</b>	<b>51</b>	<b>44</b>	<b>0-0</b>	<b>1</b>	<b>0</b>	<b>5-34</b>	<b>7</b>

2006

**Game-by-Game Tackles**

**Ravens**

Date/Opp.	TT	Solo	As	INT	FF	FR	Sacks	PD
9/10 @ TB	6	5	1	0-0	0	0	0-0	1
9/17 vs. Oak.	9	8	1	0-0	1	1	2-14	0
9/24 @ Cle.	3	2	1	0-0	0	0	1-9	1
10/1 vs. SD	2	1	1	0-0	0	0	0-0	0
10/9 @ Den.	4	3	1	0-0	1	0	0-0	1
10/15 vs. Car.	6	4	2	0-0	0	0	0-0	1
10/29 @ NO	2	1	1	0-0	0	0	0-0	1
11/5 vs. Cin.	6	3	3	0-0	0	0	0-0	0
11/12 @ Ten.	4	4	0	0-0	0	0	0-0	0
11/19 vs. Atl.	4	4	0	0-0	0	0	1-5	0
11/26 vs. Pit.	8	7	1	0-0	0	0	2-13	0
11/30 @ Cin.	3	0	3	0-0	0	0	0-0	0
12/10 @ KC	13	10	3	0-0	1	1	1-5	0
12/17 vs. Cle.	7	5	2	0-0	0	0	1-7	0
12/24 @ Pit.	5	3	2	0-0	0	0	.5-5	1
12/31 vs. Buf.	4	3	1	0-0	0	0	1-11	1
<b>Totals</b>	<b>86</b>	<b>63</b>	<b>23</b>	<b>0-0</b>	<b>3</b>	<b>2</b>	<b>9.5-64.5</b>	<b>7</b>

**Playoffs**

1/13/07 vs. Ind.	10	9	1	0-0	1	0	0-0	0
<b>Totals</b>	<b>10</b>	<b>9</b>	<b>1</b>	<b>0-0</b>	<b>1</b>	<b>0</b>	<b>0-0</b>	<b>0</b>

2005

**Game-by-Game Tackles**

**Ravens**

Date/Opp.	TT	Solo	As	INT	FF	FR	Sacks	PD
9/11 vs. Ind.	4	4	0	0-0	0	0	0-0	0
9/18 @ Ten.	4	3	1	0-0	0	0	0-0	0
10/2 vs. NYJ	7	5	2	0-0	0	0	0.5-3.5	0
10/9 @ Det	5	4	1	1-38	1	0	0-0	1
10/16 vs. Cle.	5	3	2	0-0	1	0	1-9	1
10/23 @ Chi.	11	8	3	0-0	0	0	0-0	0
10/31 @ Pit.	4	4	0	0-0	0	0	0.5-6.0	0
11/6 vs. Cin.	4	3	1	0-0	1	0	0-0	0
11/13 @ Jax.	2	1	1	0-0	0	0	0-0	0
11/20 vs. Pit.	3	2	1	1-0	0	0	0-0	1
11/27 @ Cin.	6	5	1	0-0	0	0	0-0	0
12/4 vs. Hou.	6	5	1	0-0	1	0	3-24	0
12/11 @ Den.	3	2	1	0-0	0	1	0-0	0
12/19 vs. GB	7	7	0	0-0	0	0	1-8	0
12/25 vs. Min.	7	5	2	0-0	0	0	0.5-4	0
1/1/06 @ Cle.	8	4	4	0-0	2	0	1.5-11.0	0
<b>Totals</b>	<b>86</b>	<b>65</b>	<b>21</b>	<b>2-38</b>	<b>6</b>	<b>1</b>	<b>8-65.5</b>	<b>3</b>

2004

**Game-by-Game Tackles**

**Ravens**

Date/Opp.	TT	Solo	As	INT	FF	FR	Sacks	PD
9/12 @ Cle.	6	5	1	0-0	0	0	0-0	0
9/19 vs. Pit.	5	3	2	0-0	0	1	1-8	0
9/26 @ Cin.	3	2	1	0-0	0	0	2-17	0
10/4 vs. KC	4	1	3	0-0	0	0	0-0	0
10/10 @ Was.	7	6	1	0-0	0	0	2-13	0
10/24 vs. Buf.	7	5	2	0-0	1	0	2-12	0
10/31 @ Phi.	3	2	1	0-0	0	0	0-0	1
11/7 vs. Cle.	4	4	0	0-0	0	0	0.5-3.5	0
11/14 @ NYJ	1	1	0	0-0	0	0	0-0	0
11/21 vs. Dal.	7	2	5	0-0	0	1	1-7	0
11/28 @ NE	4	4	0	0-0	0	0	0-0	0
12/5 vs. Cin.	4	3	1	0-0	0	0	1-9	0
12/12 vs. NYG	3	1	2	0-0	0	0	0-0	0
12/19 @ Ind.	3	2	1	0-0	0	0	0-0	0
12/26 @ Pit.	4	3	1	0-0	0	0	0-0	0
12/05 vs. Mia.	7	4	3	0-0	0	0	1-14	0
<b>Totals</b>	<b>72</b>	<b>48</b>	<b>24</b>	<b>0-0</b>	<b>1</b>	<b>2</b>	<b>10.5-83.5</b>	<b>1</b>

2003


**Game-by-Game Tackles**

**Ravens**

Date/Opp.	TT	Solo	As	INT	FF	FR	Sacks	PD
9/7 @ Pit.	1	1	0	0-0	0	0	1-7	0
9/14 vs. Cle.	4	3	1	0-0	0	0	1-12	0
9/21 @ SD	1	1	0	1-11	0	0	1-13	0
9/28 vs. KC	2	1	1	0-0	0	0	1-7	0
10/12 @ Ari.	0	0	0	0-0	0	0	0-0	0
10/19 @ Cin.	0	0	0	0-0	0	0	0-0	0
10/26 vs. Den.	3	3	0	0-0	1	0	1-12	0
11/2 vs. Jax.	1	1	0	0-0	1	0	1-10	0
11/9 @ STL	2	2	0	0-0	0	0	0-0	0
11/16 @ Mia.	1	0	1	0-0	0	0	0-0	0
11/23 vs. Sea.	2	2	0	0-0	1	1	2-15	0
11/30 vs. SF	1	1	0	0-0	0	0	0-0	1
12/7 vs. Cin.	2	2	0	0-0	1	1	2-12	0
12/14 @ Oak.	2	2	0	0-0	0	0	0-0	1
12/21 @ Cle.	5	3	2	0-0	2	1	2-9	1
12/28 vs. Pit.	6	4	2	0-0	0	1	0-0	0
<b>Totals</b>	<b>33</b>	<b>26</b>	<b>7</b>	<b>1-11</b>	<b>6</b>	<b>4</b>	<b>12-97</b>	<b>3</b>

**Playoffs**

1/3/04 vs. Ten.	2	1	1	0-0	0	0	0-0	0
<b>Totals</b>	<b>2</b>	<b>1</b>	<b>1</b>	<b>0-0</b>	<b>0</b>	<b>0</b>	<b>0-0</b>	<b>0</b>



# 55 TERRELL SUGGS

PLAYERS

2007 REVIEW • HISTORY • RECORDS • GAME DAY

# 55 TERRELL SUGGS

Foundation; and participated in the 4th Annual Big Ed's Band Luau, which benefits former teammate Edwin Multitalo's charitable arm, Big Ed's Band Foundation, helping to provide musi-

cal instruments to underprivileged schools and students; both events were in Oct. 2006...Full name: Terrell Raynonn Suggs.

## REGULAR SEASON

Year	Team	GP	GS	TT	TACKLES				INTERCEPTIONS					FUMBLES		
					Solo	Asst	SK	Yards	No.	Yds.	Lg	TDs	PD	FF	FR	Yds.
2003	Baltimore	16	1	33	26	7	*#12	97	1	11	11	0	3	6	4	7
2004	Baltimore	16	16	72	48	24	*10.5	83.5	0	0	0	0	1	1	2	24
2005	Baltimore	16	16	86	65	21	8	65.5	2	38	38	0	3	6	1	0
2006	Baltimore	16	15	86	63	23	9.5	64.5	0	0	0	0	7	3	2	0
2007	Baltimore	16	16	95	51	44	5	34	0	0	0	0	7	1	0	0
<b>Totals</b>		<b>80</b>	<b>64</b>	<b>372</b>	<b>253</b>	<b>119</b>	<b>45</b>	<b>344.5</b>	<b>3</b>	<b>49</b>	<b>38</b>	<b>0</b>	<b>21</b>	<b>17</b>	<b>9</b>	<b>31</b>

\*- Led Team

#- Rookie Franchise Record

## CAREER SINGLE-GAME HIGHS (regular season)

**Total Tackles:**

14 (11/5/07 at Pit.)

**Sacks:**

3 (12/4/05 vs. Hou.)

**Forced Fumbles:**

2 2 times (last: 1/1/06 at Cle.)

**Passes Defensed:**

1 14 times (last: 12/31/06 vs. Buf.)

**Solo Tackles:**

11 (10/23/05 at Chi.)

**INTs:**

1 3 times (last: 11/20/05 vs. Pit.)

**Fumble Recoveries:**

1 9 times (last: 12/10/06 at KC)

## POSTSEASON

Year	Team	GP	GS	TT	TACKLES				INTERCEPTIONS					FUMBLES		
					Solo	Asst	SK	Yards	No.	Yds.	Lg	TDs	PD	FF	FR	Yds.
2003	Baltimore	1	1	2	1	1	0	0	0	0	0	0	0	0	0	0
2006	Baltimore	1	1	10	9	1	0	0	0	0	0	0	0	1	0	0
<b>Totals</b>		<b>2</b>	<b>2</b>	<b>12</b>	<b>10</b>	<b>2</b>	<b>0</b>	<b>0</b>	<b>0</b>	<b>0</b>	<b>0</b>	<b>0</b>	<b>0</b>	<b>1</b>	<b>0</b>	<b>0</b>

# 55 TERRELL SUGGS


## SACKING SIZZLE

OLB Terrell Suggs is one of the most feared pass rushers in the NFL. Post sacks since he entered the league in 2003. Suggs is 7th in the NFL over the Ravens own a 28-9 record when the 2-time Pro Bowler corrals a QB, and team is 9-0 when he tallies 2 or more sacks. Here's a breakdown of the QB take down leaders since 2003:

### NFL SACK LEADERS (2003-present)

Player/Team	Sacks	Yards
Jason Taylor (Mia.)	59.0	351.5
Aaron Schobel (Buf.)	52.0	336.5
Dwight Freeney (Ind.)	47.0	331.5
Kabeer Gbaja-Biamila (GB)	47.0	293.5
Michael Strahan (NYG)	46.0	312.5
Adewale Ogunleye (Mia./Chi.)	45.5	240.5
Terrell Suggs (Bal.)	45.0	336.5
Patrick Kerney (Sea./Atl.)	45.0	273.0

88

QUINN  
SYPNIEWSKI

HT: 6-6

WT: 270

COLLEGE: COLORADO

HS: JOHNSTON (IA)

BORN: 4/14/82, DES MOINES, IA

JOINED RAVENS: DRAFT 5B (166TH), 2006

**GAMES PLAYED/STARTED:** (2006, 16/3); (2007, 15/9) **Total 31/12**

**Playoffs** (2006, 1/1) **Total 1/1**

**TRANSACTIONS:** Quinn Sypniewski was selected in the 5th round as the 166th-overall pick by the Ravens in the 2006 NFL Draft... Was the 2nd of 2 (S Dawan Landry) 5th-round selections for Baltimore.

**PRO:** Physically imposing tight end who is a powerful run-blocker and has soft hands as a receiver...Enters 2008 having played in 31 games, including 12 starts, with 36 career receptions for 261 yards and 1 TD...Suffered a knee injury that required surgery in April 2008.

**2007:** Stepped up in place of injured TEs Todd Heap and Daniel Wilcox, seeing action in 15 games (missed the season finale with a concussion), including a **career-best 9 starts**...Posted **career highs in receptions (34), receiving yards (246), long reception (13) and TDs (1)** in his 2nd season with the Ravens...Led Ravens TEs with 15 catches converted for 1st downs, including 4 on 3rd down...**2007 SEASON HIGHLIGHTS:** Started and tied for the team lead (Derrick Mason), **tying a career high with 6 receptions for a career-high 53 yards in game 10 vs. Cle. (11/18)**...Also tied his career high with a 13-yard grab against the Browns...Started and hauled in 4 receptions for 33 yards in **game 7 at Buf. (10/21)**...Saw action off the bench and hauled in a **career-high 6 receptions** for 34 yards and caught his **1st-career TD in game 4 at Cle. (9/30)**...Saw action off the bench and pulled in 2 receptions for 18 yards (1 for a 1st down), including a **career-long 13-yarder** in the 20-13 victory in **game 2 vs. NYJ (9/16)**.

**2006:** Saw action in all 16 games, starting 3...Sypniewski pulled in 2 receptions for 15 yards and was instrumental in pass protection, contributing to a line that allowed a **franchise-low 17 sacks** all season (2nd-lowest total in the NFL in 2006)...Also netted 2 special teams tackles...**2006 SEASON HIGHLIGHTS:** Played from scrimmage and hauled in 1 reception for 9 yards in the win in the **season finale vs. Buf. (12/31)**...Subbed and hauled in his **1st-career reception** for 6 yards as the Ravens racked up 283 yards through the air in the 20-10 victory in **game 13 at KC (12/10)**...Started (Ravens began

the game in a 2-TE set) and helped protect Baltimore's QBs, not allowing a sack and helped pave the way for the Ravens to rush for 114 yards in the 27-0 win in **game 11 vs. Pit. (11/26)**...Sypniewski also had 2 special teams stops against the Steelers...**Started the 1st game of his career**, but did not record a catch in the 26-20 win in **game 8 vs. Cin. (11/5)**...Sypniewski also returned a KO 11 yards against the Bengals...Saw action in his **1st NFL game**, but did not record a catch in the 27-0 win in the **season opener at TB (9/10)**.

**COLLEGE:** Became the 1st player in Colorado history to receive a 6th year of eligibility when he was hampered by injuries from 2003-04 and then granted a rare 6th-year medical hardship from the NCAA in 2005...**Holds the school career-record by appearing in 55 games**, topping the previous mark of 50 by WR Derek McCoy (2000-03)...**All-Big 12 Conference honorable mention** as a senior in 2005...Finished with 29 receptions for 447 yards (15.4 avg.) and 5 TDs...The Colorado coaches named him the recipient of the Tyronee "Tiger" Bussey Award for perseverance over adversity, injury or illness...Graduated in May 2005 with dual degrees in journalism (news editorial) and history.

**PERSONAL:** Attended Johnston (IA) High School...Was regarded by many to be one of the top 2 football players in the state of Iowa...Earned All-America honors from *Prep Football Report*, *PrepStar*, *Rivals.com*, *SuperPrep* and *USA Today* (honorable mention)...Gatorade Iowa Player of the Year and earned 1st-team All-Central Iowa Metropolitan League honors...*SuperPrep* tabbed him as the best jumbo athlete in the preseason, and ranked him as the 3rd-best TE nationally, following the season...Ranked 25th on the *ESPN-Reebok* Top 100 list...Caught 22 passes for 453 yards and 1 TD, and carried the ball on occasion (6 times for 30 yards) during his senior year...On defense, as a rush defensive end, he was in on 35 tackles, with 9 TFL, including 6 sacks, 18 pressures, 2 FFs and 1 blocked punt in 1999...An All-League choice as a junior...Lettered 4 times in basketball, averaging 10 points and 8 rebounds per game as a senior, earning honorable mention All-Conference accolades...Honor Roll student, owning better than a 3.1 grade point average, which included several advanced cours-



78

ADAM  
TERRYHT: 6-8  
WT: 330

COLLEGE: SYRACUSE

HS: QUEENSBURY (NY)

BORN: 9/1/82, GLENS FALLS, NY

JOINED RAVENS: DRAFT 2B (64TH), 2005

**GAMES PLAYED/STARTED:** (2005, 7/0); (2006, 16/2); (2007, 13/9) **Total 36/11**

**Playoffs** (2006, 1/0) **Total 1/0**

**TRANSACTIONS:** Adam Terry was selected with the 64th-overall pick (2nd round) of the 2005 NFL Draft...The pick was acquired on draft day from the Patriots for the Ravens' 3rd- (84th overall) and 6th-round (195th) picks in 2005, and Baltimore's 3rd in 2006...Terry was the 1st Syracuse player to be selected by the Ravens in the team's 10-year history.

**PRO:** Big, active lineman with good balance and technique...Enters 2008 having seen action in 36 games, with 11 starts to his credit...Played in 13 games, starting 9 in 2007 and helped protect Ravens QBs, allowing them time to complete a **franchise-record 341 passes** (61.2%) for 3,308 yards...Saw action in 16 regular season games in **2006**, starting 2 (and the Ravens' post-season contest) at LT for an injured Jonathan Ogden (toe)...Helped protect Ravens QBs, allowing a **franchise-low 17 sacks**, the 2nd-fewest (Ind. - 15) in the NFL in 2006.

**2007:** Saw action in 13 games, **starting a career-high 9**, while battling an ankle injury...Helped protect Ravens QBs, allowing them time to complete a **franchise-record 341 passes** (61.2%) for 3,308 yards and helped open holes, allowing the Ravens to rush for 1,797 yards and 11 TDs...**2007 SEASON HIGHLIGHTS:** Made his 1st-career start at TE and helped open up holes, allowing the Ravens to rush for a season-high 180 yards (4.5 yards per carry); and helped protect rookie QB Troy Smith, allowing him to post a career-high 90.2 QB rating in the 27-21 win in the **season finale vs. Pit. (12/30)**...Started at RT and helped pave the way for the Ravens to average 5.1 yards per carry (128 yards on 25 carries) and protected QB Kyle Boller, allowing him to throw for 279 yards and 1 TD in **game 10 vs. Cle. (11/18)**...Started at LT and helped the Ravens to average 5.6 yards per rush in **game 4 at Cle. (9/30)**...Also helped protect QB Steve McNair, allowing him to complete 64.1% of his passes for 307 yards against the Browns...Started at LT and helped Baltimore average 4.3 yards per carry (30 attempts for 129 yards)...Protected Ravens QBs, allowing them to complete 75.6% of their passes for 281 yards and 1 TD in the 26-23 win in **game 3 vs. Ari.**

(9/23)...Started at LT (for an injured Jonathan Ogden) and helped protect Boller, allowing him to complete 65.7% of his passes and did not allow a sack in the 20-13 win in **game 2 vs. NYJ (9/16)**.

**2006:** Saw action in 16 games, starting 2 at LT for an injured Jonathan Ogden (toe) and helped protect Ravens QBs, allowing a **franchise-record 17 sacks**, the 2nd-fewest (Ind. - 15) in the NFL in 2006...Also helped pave the way for the Ravens to rush for 1,637 yards and 11 TDs...**2006 SEASON HIGHLIGHTS:** Saw action in his **1st-career playoff game** on special teams in the **Divisional Playoff game vs. Ind. (1/13/07)**...Started at LT and was part of a line that did not allow a sack for the 6th game in 2006 in the 19-7 win in the **season finale vs. Buf. (12/31)**...**Started his 1st-career game** at LT for the injured Ogden in the 31-7 win in **game 15 at Pit. (12/24)**...Helped protect McNair, by not allowing a sack for the 4th time in the last 5 games, as McNair completed 67.7% of his passes for 256 yards and 3 TDs against the Steelers...Saw action on special teams and at LT on the Ravens' last series after Ogden left the game (toe) in the 27-17 win in **game 14 vs. Cle. (12/17)**...Saw action on special teams and from scrimmage when he replaced Ogden (knee) and helped pave the way for the Ravens to average 4.5 yards per rush (31 for 138 yards) and 1 TD in the 28-6 win in **game 2 vs. Oak. (9/17)**...Saw action at T in the 4th quarter of the 27-0 victory in the **season opener at TB (9/10)**.

**2005:** Saw action in 7 games as a rookie, playing mostly on special teams, but also saw action from scrimmage...Played on special teams in the **season finale at Cle. (1/1/06)**...Saw action on special teams in the 48-3 victory in **game 14 vs. GB (12/19)**...Saw action from scrimmage at LT and helped protect QB Kyle Boller, allowing him to throw for 251 yards and a TD in **game 13 at Den. (12/11)**...Saw his **1st-career action from scrimmage** (replaced Ogden after the 1st series) at LT and allowed Boller time to complete 17 passes with 0 INTs in the 16-15 win in **game 12 vs. Hou. (12/4)**...**Played in his 1st-career game** on special teams in the 16-13 OT win in **game 10 vs. Pit. (11/20)**...Was a game-day inactive in **games 1-9**.

**COLLEGE:** Started the final 35 games in his collegiate career at Syracuse...His punishing



# 78 ADAM TERRY

blocks and ability to create huge rush lanes allowed both of Syracuse's tailbacks, Damien Rhodes and Walter Reyes, to gain over 800 yards each in 2004, the 1st time since 1979 (Joe Morris - 1,372 yards and Bill Hurley - 813) that 2 runners accomplished that feat in the same season...Won the team's Ben Schwartzwalder Exemplary Football Player Award in 2004...First-team All-Big East Conference and Eastern College Athletic Conference Division I All-Star as a senior...All-Big East Conference 2nd-team selection as a junior...Received All-ECAC honors...Member of *Dopke.com's* junior All-American team...Blocked for RB Walter Reyes, who rushed for 1,347 yards and a Syracuse single-season record 20 rushing TDs; and QB R.J. Anderson, who set school single-season records for completions and pass attempts...Earned a degree in history from Syracuse.

**PERSONAL:** Attended Queensbury (NY) HS... Rated one of the top linemen in the East by *PrepStar* and *Super-Prep*...Excelled at both the offensive and DT positions...Earned All-East honors from *Prep Football Report* and was a 1st-team All-Conference and All State selection as a junior...Selected for the Governor's Bowl All-State Classic New York squad...In Oct. 2005, Terry visited the Living Classrooms campus, spoke to students at the facility and worked with participants in the Fresh Start program...In Nov. 2005, Terry visited the Hammond HS football team with former teammate Tony Pashos and spoke about life in the NFL, the importance of education and goal-setting...Spoke to middle

school students at a D.A.R.E. graduation in Jan. 2006 about the importance of staying drug and alcohol free...Terry visited Mt. Hebron HS in June of 2006, speaking to students about the importance of education and teamwork...He also spoke to students at a Padonia Elementary School assembly in March of 2007...Spoke to youth at a Ravens Rookies clinic in March 2007...Visited the congregation of Beth Tfiloh to speak about his life experiences in Nov. 2007...Terry serves as official spokesman for Special Olympics Maryland...In Dec. 2007, he attended SOMD's annual fundraiser, the DAC Party...Participated in the Shop with a Raven event at Dick's Sporting Goods where he, along with teammate Ben Grubbs, served as personal shoppers for 50 SOMD athletes in Dec. 2007...Also in Dec. 2007, he participated in a coat drive and a fan meet and greet at the Dugout Zone in Ellicott City...Spoke to students at the Chesapeake HS football banquet and senior send-off in Dec. 2007...Participated in the Maryland State Police's Polar Bear Plunge, along with teammate Haloti Ngata and Rex Ryan, to raise money for Special Olympics Maryland in Jan. 2008...Along with coach Ryan, Adam was a celebrity bagger at Safeway to raise money for SOMD in April 2008...Attended the Ravens' annual Spring Football Festival in April 2008 where he signed autographs and participated in fan forums...Married the former Marissa Sobolewski on July 5, 2008...Full Name: Adam Steven Terry.

## M&T BANK STADIUM FIRSTS

M&T Bank Stadium opened for the 1998 season, and the Ravens played their 1st game on Sept. 6 versus the Steelers.

EVENT	OPPONENT	DATE	SCORE
1st Win	Cincinnati Bengals	9/27/98	31-24 - Ravens
1st Loss	Pittsburgh Steelers	9/6/98	20-13 - Steelers
1st Passing TD	Pittsburgh Steelers	9/6/98	20-13 - Steelers (Jermaine Lewis From Eric Zeier, 64 Yards - 4th Quarter)
1st Rushing TD	Cincinnati Bengals	9/27/98	31-24 - Ravens (Priest Holmes, 3-Yard run - 1st Quarter)
1st Interception	Pittsburgh Steelers	9/6/98	20-13 - Steelers (Duane Starks - 2nd quarter)
1st Field Goal	Pittsburgh Steelers	9/6/98	20-13 - Steelers (Matt Stover, 41 yards - 1st quarter)
1st Blocked Punt	Denver Broncos	9/30/02	34-23 - Ravens (Ed Reed - 2nd quarter: Den. 16-yard line - Led to a Jamal Lewis TD 3 plays later)

80

LEE  
VICKERS

**HT: 6-6**  
**WT: 275**  
**COLLEGE: NORTH ALABAMA**  
**HS: ATHENS (AL)**  
**BORN: 3/13/81, ATHENS, AL**  
**JOINED RAVENS: FREE AGENT, 2007**

**GAMES PLAYED/STARTED:** (2007, 8/2)  
**Total 8/2**

**TRANSACTIONS:** Lee Vickers was signed to the Ravens' practice squad on 9/26/07...Waived by the Eagles on 9/18/07...Signed to the Eagles' practice squad on 9/3/07...Waived by the Eagles on 9/1/07 following training camp...Activated to Philadelphia's roster on 2/5/07...Signed to the Eagles' practice squad on 9/19/06...Waived by the Steelers on 9/3/06...Was originally signed as a rookie free agent defensive end with the Steelers on 5/9/06.

**PRO:** Athletic and tough player with outstanding size...Excels at run blocking...Plays tight end for the Ravens after playing defensive end in college and being signed by the Steelers to play that position...Entering 2008, Vickers played in 8-career games, with 2 starts and has 2 receptions for 4 yards.

**2007: (with Baltimore)** Saw action in 8 games, including the 1st start of his career after signing with the Ravens on 10/6...Pulled in 2 passes (his 1st-career receptions) for 4 yards in his 1st season with the Ravens...**2007 SEASON HIGHLIGHTS:** Saw action off the bench and grabbed 1 reception for 5 yards in **game 15 at Sea. (12/23)**...Subbed from scrimmage, but did not catch a pass in **game 14 at Mia. (12/16)**...Started in 2-TE set and **caught his 1st-career pass in game 11 at SD (11/25)**...Played from scrimmage and on special teams in **game 9 vs. Cin. (11/11)**...Re-signed to the Ravens' active roster from the practice squad on 11/10...Waived on 10/6...Saw action from scrimmage and on special teams in **game 8 at Pit. (11/5)**...Signed to the

Ravens' active roster from their practice squad on 11/5...Re-signed to the Ravens' practice squad on 10/24...Waived on 10/22...**Started his 1st-career game**, but did not catch a pass in **game 7 at Buf. (10/21)**...Signed to the Ravens' active roster from their practice squad...Was active, but did not play in **game 5 at SF (10/7)**.

**COLLEGE:** Vickers posted 67 tackles, 1.5 sacks, and 1 FF in his 4-year career at North Alabama...He transferred to UNA from Calhoun Community College (Decatur, AL) prior to the start of the 2002 season...At Calhoun CC, he played baseball (pitcher) for a year-and-a-half, before walking on at North Alabama as a QB...He never took a snap under center, and ended up playing all 4 seasons at DE...Majored in professional biology at North Alabama.

**PERSONAL:** Was a standout QB at Athens (AL) HS and helped lead his team to the state playoffs 3 consecutive years (1997-99)...Also earned All-County honors as a punter, in addition to serving as the backup QB to current Chargers Pro Bowler Philip Rivers...In addition to football, Vickers lettered in basketball and baseball, earning All-Area honors as a pitcher...Lee's older brother, Randy, played RB and was a teammate of his at North Alabama...Another brother, Jonathan, is a senior safety at Auburn, while his youngest brother, Lance, is a redshirt sophomore DE at Alabama...Vickers participated in Sundaes with the Ravens, meeting and making ice cream sundaes with youth in Dec. 2007...Lee attended the Ravens' annual Spring Football Festival in April 2008, where he signed autographs and participated in fan forums...Vickers and his wife, Delana, have a daughter, Jillian (4).

## REGULAR SEASON

## RECEIVING

YEAR	TEAM	GP	GS	No.	Yds.	Avg.	LG	TD
2007	Baltimore	8	2	2	4	2.0	5	0
<b>Totals</b>		<b>8</b>	<b>2</b>	<b>2</b>	<b>4</b>	<b>2.0</b>	<b>5</b>	<b>0</b>

## CAREER SINGLE-GAME HIGHS (regular season)

## Receptions:

1 2 times (last: 12/23/07 at Sea.)

## Yardage:

5 (12/23/07 at Sea.)

## Long Gain:

5 (12/23/07 at Sea.)

## Touchdowns:

None

80 LEE VICKERS



# 41

## Cornerback — 6 Seasons

# FRANK WALKER

**HT:** 5-11

**WT:** 196

**COLLEGE:** TUSKEGEE

**HS:** BOOKER T. WASHINGTON (TUSKEGEE, AL)

**BORN:** 8/6/81, TUSKEGEE, AL

**JOINED RAVENS:** FREE AGENT (GB), 2008

**GAMES PLAYED/STARTED:** (2003, 10/7); (2004, 13/1); (2005, 7/0); (2006, 11/1); (2007, 12/0) **Total 53/9**

**Playoffs** (2007, 1/0) **Total 1/0**

**TRANSACTIONS:** Frank Walker agreed to terms with the Baltimore Ravens (2-year contract) on 3/14/08...Signed by Green Bay as an unrestricted free agent on 3/15/07...Re-signed by the New York Giants as a restricted free agent on 4/25/06...Originally selected by the Giants with the 207th-overall selection in the 6th round of the 2003 NFL Draft.

**PRO:** Tough, fast cornerback and special teams standout...Walker enters his 6th season in the NFL and has played in 53 regular season games, starting 9...Saw action in 1 postseason contest...For his career, Walker has netted 62 tackles (52 solo), 5 INTs, 10 PD and 1 FF...He averaged 33 yards per INT return, including a 56-yard return for a TD in 2003, his rookie season.

**2007: (with Green Bay)** Played in 12 games, rotating as the nickel and dime back, and posted 10 tackles (9 solo), 1 PD and 12 special teams tackles...Saw 1st postseason game action...Underwent arthroscopic knee surgery on 10/18, but returned to the field shortly thereafter...**2007 SEASON HIGHLIGHTS:** Posted 1 tackle as the dime back in **Divisional Playoff vs. Sea. (1/12)**...Saw extensive action on defense in **game 16 vs. Det. (12/30)** and notched 3 tackles and 1 PD...Subbed in **game 11 at Det. (11/22)** and made 5 tackles (4 solo), also posting 2 special teams stops...Made 2 special teams stops in **game 8 at KC (11/4)**, and returned to the field after arthroscopic knee surgery on 10/18...Led Packers with 3 special teams tackles in **game 5 vs. Chi. (10/7)**.

**2006: (with NY Giants)** Saw action in 11 games, starting 1, with most game play on special teams...Finished with 8 tackles (5 solo) and 2 special teams tackles...**2006 SEASON HIGHLIGHTS:** Recorded 2 special teams tackles in **game 14 vs. Phi. (12/17)**...Started at LCB in **game 11 at Ten. (11/26)** and posted a **career-high 7 tackles** (4 solo)...Tackled RB Travis Henry in the backfield for a 2-yard loss...Saw action only on special teams in **game**

**6 at Dal. (10/23)** and left the game in the 2nd quarter due to a hamstring injury...Missed next 3 contests due to injury...Posted 1 tackle in reserve action at CB in **game 5 at Atl. (10/15)**.

**2005: (with NY Giants)** Played in 7 games, with majority of game action on special teams...Posted 1 INT and 2 special teams tackles...**2005 SEASON HIGHLIGHTS:** Netted a special teams tackle in **game 3 at SD (9/25)**...Saw action at CB in **season opener vs. Ari. (9/11)** and intercepted QB Josh McCown for a 71-yard return to end the Cardinals' last drive.

**2004: (with NY Giants)** Saw action in 13 games, with 1 start...Recorded 12 tackles, 2 INTs, 3 PD and 1 FF, in addition to 7 special teams tackles...**2004 SEASON HIGHLIGHTS:** Started at RCB in **game 15 at Cin. (12/26)**...Posted 3 tackles, 1 INT and **Ist-career FF**...Played in nickel and dime packages and had 1 tackle and 1 INT in **game 14 vs. Pit. (12/18)**, having picked off QB Ben Roethlisberger for a 10-yard return...Saw 1st action of the season in **game 4 at GB (10/3)**, and posted 2 assisted tackles and 1 PD in the Giants' win...Inactive for season's 1st 3 contests due to a broken sesamoid bone suffered before the season opener.

**2003: (with NY Giants)** Started in 7 of 10 games played, and tied for the team-lead with 2 INTs and a team-high 74 yards on INT returns...Posted a **career-high 32 tackles** (28 solo)...**2003 SEASON HIGHLIGHTS:** In his 1st Monday Night Football appearance, scored the Giants' only TD when he picked off QB Brad Johnson's pass for a 56-yard INT return in **game 11 at TB (11/24)**...**Started his Ist-career game** at CB in **game 10 at Phi. (11/16)**, recording 3 tackles and 1 PD, before leaving the game with a concussion...Saw his **1st NFL action** in **game 7 at Min. (10/26)**...Had 4 tackles and a game-changing INT of QB Daunte Culpepper in the 4th quarter to set up the Giants' clinching TD.

**COLLEGE:** Finished his Tuskegee career with 92 tackles (64 solo), 2 sacks, 6 TFL, 6 INTs and 34 PD during his time as a Golden Tiger...In 2002 as a senior, was named Little

# 41 FRANK WALKER

All-America 1st-team and Super Sleeper Team selection by the NFL Draft Report...Added All-Southern Intercollegiate Athletic Conference 1st-team honors...Started all year at RCB... Appeared in 9 games in 2001, seeing action at RCB and as a nickel back...Selected All-SIAC 2nd-team pick by *The Sports Page* in 2000...Played in 9 games as a freshman in 1999, seeing action mostly on special teams ...Majored in mechanical engineering.

**PERSONAL:** Attended Booker T. Washington (AL) HS in Tuskegee, lettering in football, baseball and track...As a senior, played tailback for 6 games and rushed for 948 yards and 12 TDs...Also finished 3rd in the state in the 100-yard dash...Cousin Chad Lucas (WR, Tampa Bay) also plays in the NFL...Extremely active participant in the community, he annually hosts a free football camp in hometown of Tuskegee...Since coming into the league in 2003, Walker has donated 35,000 pounds of

poultry to local community organizations during the holidays with Lift Up America ...Arranged a trip for all Giants Academy students to see UniverSoul Circus in Newark, NJ, and participated in the NFL/United Way Hometown Huddle... Attended fundraisers for Institute for Student Achievement and Ronald McDonald House, visited donors at the Giants Blood Drive and attended the Tom Coughlin Jay Fund's "Pigskin Ball" fundraiser...Served as guest speaker at ADP and Pitney Bowes' United Way campaign kickoffs...Walker played Santa Claus at Giants Jingle Jam, handing out new coats, backpacks and toys to 750 New Jersey foster kids...Constructed homes for Katrina Relief with Habitat for Humanity at Rockefeller Plaza and made a financial contribution to Habitat for Humanity International's Katrina Relief Fund...Enjoys cooking and fixing up vintage cars...Full name: Frank Bernard Walker, Jr.

## 2007

### Game-by-Game Tackles

#### Packers

Date/Opp.	TT	Solo	AS	INT	FF	FR	Sacks	PD
9/9 vs. Phi.	0	0	0	0-0	0	0	0-0	0
9/16 @ NYG	0	0	0	0-0	0	0	0-0	0
9/23 vs. SD	0	0	0	0-0	0	0	0-0	0
9/30 @ Min.	0	0	0	0-0	0	0	0-0	0
10/7 vs. Chi.	0	0	0	0-0	0	0	0-0	0
10/14 vs. Was.	0	0	0	0-0	0	0	0-0	0
10/29 @ Den.	0	0	0	0-0	0	0	0-0	0
11/4 @ KC	0	0	0	0-0	0	0	0-0	0
11/11 vs. Min.	0	0	0	0-0	0	0	0-0	0
11/18 vs. Car.	0	0	0	0-0	0	0	0-0	0
11/22 @ Det.	5	4	1	0-0	0	0	0-0	0
11/29 @ Dal.	0	0	0	0-0	0	0	0-0	0
12/9 vs. Oak.	0	0	0	0-0	0	0	0-0	0
12/16 @ STL	2	2	0	0-0	0	0	0-0	0
12/23 @ Chi.	0	0	0	0-0	0	0	0-0	0
12/30 vs. Det.	3	3	0	0-0	0	0	0-0	1
<b>Totals</b>	<b>10</b>	<b>9</b>	<b>1</b>	<b>0-0</b>	<b>0</b>	<b>0</b>	<b>0-0</b>	<b>1</b>
<b>Playoffs</b>								
1/12/08 vs. Sea.	1	1	0	0-0	0	0	0-0	0
1/20/08 vs. NYG				INACTIVE				
<b>Totals</b>	<b>1</b>	<b>1</b>	<b>0</b>	<b>0-0</b>	<b>0</b>	<b>0</b>	<b>0-0</b>	<b>0</b>

## 2005

### Game-by-Game Tackles

#### Giants

Date/Opp.	TT	Solo	AS	INT	FF	FR	Sacks	PD
9/11 vs. Ari.	0	0	0	0-0	0	0	0-0	1
9/18 @ NO				INACTIVE				
9/25 @ SD	0	0	0	0-0	0	0	0-0	0
10/2 vs. STL				DID NOT PLAY				
10/16 @ Dal.	0	0	0	0-0	0	0	0-0	0
10/23 vs. Den.				INACTIVE				
10/30 vs. Was.				DID NOT PLAY				
11/6 @ SF	0	0	0	0-0	0	0	0-0	0
11/13 vs. Min.	0	0	0	0-0	0	0	0-0	0
11/20 vs. Phi.	0	0	0	0-0	0	0	0-0	0
11/27 @ Sea.	0	0	0	0-0	0	0	0-0	0
12/4 vs. Dal.				INACTIVE				
12/11 @ Phi.				INACTIVE				
12/17 vs. KC				INACTIVE				
12/24 @ Was.				INACTIVE				
12/31 @ Oak.				INACTIVE				
<b>Totals</b>	<b>0</b>	<b>0</b>	<b>0</b>	<b>1-71</b>	<b>0</b>	<b>0</b>	<b>0-0</b>	<b>1</b>

## 2006

### Game-by-Game Tackles

#### Giants

Date/Opp.	TT	Solo	AS	INT	FF	FR	Sacks	PD
9/10 vs. Ind.	0	0	0	0-0	0	0	0-0	0
9/17 @ Phi.	0	0	0	0-0	0	0	0-0	0
9/24 @ Sea.	0	0	0	0-0	0	0	0-0	0
10/8 vs. Was.	0	0	0	0-0	0	0	0-0	0
10/15 @ Alt.	0	0	0	0-0	0	0	0-0	0
10/23 @ Dal.	0	0	0	0-0	0	0	0-0	0
10/29 vs. TB				INACTIVE - HAMSTRING				
11/5 vs. Hou.				DID NOT PLAY - HAMSTRING				
11/12 vs. Chi.				INACTIVE				
11/20 @ Jax.	1	1	0	0-0	0	0	0-0	0
11/26 @ Ten.	7	4	3	0-0	0	0	0-0	0
12/3 vs. Dal.	0	0	0	0-0	0	0	0-0	0
12/10 @ Car.	0	0	0	0-0	0	0	0-0	0
12/17 vs. Phi.	0	0	0	0-0	0	0	0-0	0
12/24 vs. NO				INACTIVE				
12/30 @ Was.				INACTIVE				
<b>Totals</b>	<b>8</b>	<b>5</b>	<b>3</b>	<b>0-0</b>	<b>0</b>	<b>0</b>	<b>0-0</b>	<b>0</b>
<b>Playoffs</b>								
1/7/07 @ Phi.				INACTIVE				
<b>Totals</b>	<b>0</b>	<b>0</b>	<b>0</b>	<b>0-0</b>	<b>0</b>	<b>0</b>	<b>0-0</b>	<b>0</b>

## 2004

### Game-by-Game Tackles

#### Giants

Date/Opp.	TT	Solo	AS	INT	FF	FR	Sacks	PD
9/12 @ Phi.				INACTIVE - FOOT				
9/19 vs. Was.				INACTIVE - FOOT				
9/26 vs. Cle.				INACTIVE - FOOT				
10/3 @ GB	2	0	2	0-0	0	0	0-0	0
10/10 @ Dal.	0	0	0	0-0	0	0	0-0	0
10/24 vs. Det.	0	0	0	0-0	0	0	0-0	0
10/31 @ Min.	4	4	0	0-0	0	0	0-0	0
11/7 vs. Chi.	1	1	0	0-0	0	0	0-0	0
11/14 @ Ari.	0	0	0	0-0	0	0	0-0	0
11/21 vs. Atl.	0	0	0	0-0	0	0	0-0	0
11/28 vs. Phi.	0	0	0	0-0	0	0	0-0	0
12/5 @ Was.	0	0	0	0-0	0	0	0-0	0
12/12 @ Bal.	1	1	0	0-0	0	0	0-0	0
12/18 vs. Pit.	1	1	0	1-10	0	0	0-0	1
12/26 @ Cin.	3	3	0	1-10	1	0	0-0	1
1/2/05 vs. Dal.	0	0	0	0-0	0	0	0-0	0
<b>Totals</b>	<b>12</b>	<b>10</b>	<b>2</b>	<b>2-20</b>	<b>1</b>	<b>0</b>	<b>0-0</b>	<b>2</b>

# 41 FRANK WALKER

# 41 FRANK WALKER

2003

## Game-by-Game Tackles

### Giants

Date/Opp.	TT	Solo	AS	INT	FF	FR	Sacks	PD
9/7 vs. STL				INACTIVE				
9/15 vs. Dal.				INACTIVE				
9/21 @ Was.				INACTIVE				
10/5 vs. Mia.				INACTIVE				
10/12 @ NE				INACTIVE				
10/19 vs. Phi.				DID NOT PLAY				
10/26 @ Min.	5	4	1	1-18	0	0	0-0	1
11/2 @ NYJ	1	1	0	0-0	0	0	0-0	0
11/9 vs. Atl.	2	2	0	0-0	0	0	0-0	0
11/16 @ Phi.	3	3	0	0-0	0	0	0-0	1
11/24 @ TB	6	4	2	1-56*	0	0	0-0	1
11/30 vs. Buf.	6	6	0	0-0	0	0	0-0	1
12/7 vs. Was.	1	1	0	0-0	0	0	0-0	0
12/14 @ NO	3	3	0	0-0	0	0	0-0	0
12/21 @ Dal.	2	1	1	0-0	0	0	0-0	0
12/28 vs. Car.	3	3	0	0-0	0	0	0-0	1
<b>Totals</b>	<b>32</b>	<b>28</b>	<b>4</b>	<b>2-74</b>	<b>0</b>	<b>0</b>	<b>0-0</b>	<b>5</b>

\* Returned the INT for a TD



PLAYERS

• 2007 REVIEW • HISTORY • RECORDS • GAME DAY

## REGULAR SEASON

Year	Team	GP	GS	TACKLES				INTERCEPTIONS					FUMBLES			
				TT	Solo	Asst	SK	Yards	No	Yds	Lg	TDs	PD	FF	FR	Yds
2003	NY Giants	10	7	32	28	4	0	0	2	74	56t	1	3	0	0	0
2004	NY Giants	13	1	12	10	2	0	0	2	20	10	0	3	1	0	0
2005	NY Giants	7	0	0	0	0	0	0	1	71	71	0	1	0	0	0
2006	NY Giants	11	1	8	5	3	0	0	0	0	0	0	0	0	0	0
2007	Green Bay	12	0	10	9	1	0	0	0	0	0	0	1	0	0	0
<b>Totals</b>		<b>53</b>	<b>9</b>	<b>62</b>	<b>52</b>	<b>10</b>	<b>0</b>	<b>0</b>	<b>5</b>	<b>165</b>	<b>71</b>	<b>1</b>	<b>8</b>	<b>1</b>	<b>0</b>	<b>0</b>

SPECIAL TEAMS TACKLES (23): 2004 (7); 2005 (2); 2006 (2); 2007 (12)

## CAREER SINGLE-GAME HIGHS (regular season)

**Total Tackles:**  
7 (11/26/06 at Ten.)

**Sacks:**  
None

**Forced Fumbles:**  
None

**Passes Defensed:**  
18 times (last: 12/30/07 vs. Det.)

**Solo Tackles:**  
4 (11/26/06 at Ten.)

**INTs:**  
15 times (last: 9/11/05 at Ari.)

**Fumble Recoveries:**  
None

## POSTSEASON

Year	Team	GP	GS	TACKLES				INTERCEPTIONS					FUMBLES			
				TT	Solo	Asst	SK	Yards	No	Yds	Lg	TDs	PD	FF	FR	Yds
2007	Green Bay	1	0	1	1	0	0	0	0	0	0	0	0	0	0	0
<b>Totals</b>		<b>1</b>	<b>0</b>	<b>1</b>	<b>1</b>	<b>0</b>	<b>0</b>	<b>0</b>	<b>0</b>	<b>0</b>	<b>0</b>	<b>0</b>	<b>0</b>	<b>0</b>	<b>0</b>	<b>0</b>

# 41 FRANK WALKER


## CENTURY STUFFERS

The Ravens' defense finished 2007 ranked 2nd against the run (79.3 ypg) and was the only team that did not allow a 100-yard back during the season. Additionally, Ravens own the NFL's longest current streak of games played without allowing a 100-yard rusher. Baltimore has not permitted a RB to hit the century-mark in 19 tests. Entering 2008, here are the longest current NFL streaks:

Team	Streak	Last 100 (Date)	Yards
Baltimore	19	L. Johnson (KC - 12/10/06)	120
Seattle	11	W. Parker (Pit. - 10/7/07)	102
Minnesota	7	R. Grant (GB - 11/11/07)	119



28

LENNY  
WALLS

HT: 6-4

WT: 197

COLLEGE: BOSTON COLLEGE

HS: GALILEO (SAN FRANCISCO, CA)

BORN: 9/26/79, SAN FRANCISCO, CA

JOINED RAVENS: FREE AGENT, 2008

**GAMES PLAYED/STARTED:** (2002, 13/0); (2003, 16/16); (2004, 7/1); (2005, 7/3); (2006, 16/2); (2007, 5/3) **Total 64/25**

**Playoffs** (2003, 1/1); (2006, 1/0) **Total 2/1**

**TRANSACTIONS:** Lenny Walls signed with the Ravens on 5/20/08...Waived by the St. Louis Rams on 10/12/07...Signed with the Rams on 4/4/07...Signed with the Chiefs on 4/4/06...Placed on Injured Reserve (groin) on 11/5/05...Signed with the Broncos on 4/15/05...Placed on Injured Reserve (shoulder) on 11/30/04...Originally signed by the Broncos as a rookie free agent on 5/1/02.

**PRO:** Tough, rangy cornerback who can play both corner positions and in the slot...At 6-4, Walls is the tallest CB in the NFL...He enters his 7th NFL season having played in 64 regular season games, starting 25, and saw action in 2 post-season contests (1 start), one each for the Chiefs and Broncos...In his career, Walls has 143 tackles (126 solo), 1 INT, 36 PD, 3 FFs and 1 FR...Walls also has 9 special teams tackles and 1 FF to his credit.

**2007:(with St. Louis)** Saw action in 5 games, including 3 starts, before being released on 10/12...Finished the year with 9 tackles (8 solo) and 3 PD...**2007 SEASON HIGHLIGHTS:** Saw action off the bench and had 2 PD in **game 5 vs. Ari. (10/7)**...Started and posted 3 tackles in **game 4 at Dal. (9/30)**...Started at CB and had 1 solo tackle in **game 3 at TB (9/23)**...Started and recorded 3 tackles (2 solo) and 1 PD in **game 2 vs. SF (9/16)**...Saw action from scrimmage and netted 2 solo tackles in the **season opener vs. Car. (9/9)**.

**2006: (with Kansas City)** Saw action in all 16 games, including 2 starts...Posted 29 tackles (26 solo) and 5 PD in his only year with the Chiefs...**2006 SEASON HIGHLIGHTS:** Netted a **postseason career-high 5 tackles**, including 4 solo, in the **AFC Wild Card game at Ind. (1/6/07)**...Subbed and had 3 solo tackles and 2 PD in the **season finale vs. Jax. (12/31)**...Saw action off the bench and netted a season-high 4 tackles (3 solo) and a PD in **game 6 at Pit. (10/15)**.

**2005: (with Denver)** Played in 7 games, with 3 starts (missed 9 games with a groin injury), netting 16 solo tackles, 6 PD and 1 FF...Placed on

Injured Reserve (groin) on 11/1/05...**2005 SEASON HIGHLIGHTS:** Subbed and recorded 3 tackles and a PD in **game 6 vs. NE (10/16)**...Started and netted 4 solo tackles, 1 FF and 1 PD in **game 4 at Jax. (10/2)**...Started and had 4 solo tackles and 1 PD in the **season opener at Mia. (9/11)**.

**2004: (with Denver)** Saw action in 7 games, including 1 start...Missed 9 games with a shoulder injury...Totaled 21 tackles (18 solo), 2 PD and 1 FF...Placed on Injured Reserve (shoulder) on 11/30/04...**2004 SEASON HIGHLIGHTS:** Posted 3 solo tackles and 1 FF in **game 8 at Atl. (10/31)**...Netted 4 tackles, including 3 solo in **game 5 vs. Car. (10/10)**...Saw action off the bench and had 4 tackles before leaving the game with a shoulder injury in the **season opener vs. KC (9/12)**.

**2003: (with Denver)** *Started a career-high 16 regular season games and his 1st-career post-season game...*Recorded **career highs in tackles (68), PD (20) and INTs (1)** and also netted 1 FF and 1 FR...**2003 SEASON HIGHLIGHTS:** Started and recorded 3 tackles and 1 FF in the **AFC Wild Card game vs. Ind. (1/4/04)**...Recorded 4 tackles and his **1st-career INT in game 14 vs. Cle. (12/14)**...Netted 5 solo tackles and 2 PD in **game 10 vs. SD (11/16)**...Posted **career highs with 8 tackles (6 solo)**, in **game 7 at Min. (10/19)**...Netted 6 tackles (5 solo) and posted a **career-high 4 PD** in **game 2 at SD (9/14)**.

**2002: (with Denver)** Played in 13 games as a rookie, posting 6 special teams tackles and 1 FF on special teams...**2002 SEASON HIGHLIGHTS:** Netted 1 FF in the **season opener vs. STL (9/8)**.

**COLLEGE:** Played in 21 career games, including 16 starts, in his 2 seasons at Boston College, notching 84 tackles (64 solo), 4 sacks, 9 INTs (1 returned for a TD) and 17 PD...Transferred to Boston College from City College of San Francisco...Led the Rams to the Junior College National Championship in 1999...Began collegiate career at St. Mary's College in Moraga, CA.

**PERSONAL:** Prepped at Galileo (San Francisco, CA) HS where he led his team to the San Francisco Section AAA title as a senior team captain...Also lettered in track and was a 2-time All-City selection in basketball...Full name: Lenny Brad Walls.

# 28 LENNY WALLS

2007

Game-by-Game Tackles

Rams

Date/Opp.	TT	Solo	AS	INT	FF	FR	Sacks	PD
9/9 vs. Car.	2	2	0	0-0	0	0	0-0	0
9/16 vs. SF	3	2	1	0-0	0	0	0-0	1
9/23 @ TB	1	1	0	0-0	0	0	0-0	0
9/30 @ Dal.	3	3	0	0-0	0	0	0-0	0
10/7 vs. Ari.	0	0	0	0-0	0	0	0-0	2
10/14 @ Bal.	NOT ON ROSTER							
10/21 @ Sea.	NOT ON ROSTER							
10/28 vs. Cle.	NOT ON ROSTER							
11/11 @ NO	NOT ON ROSTER							
11/18 @ SF	NOT ON ROSTER							
11/25 vs. Sea.	NOT ON ROSTER							
12/2 vs. Atl.	NOT ON ROSTER							
12/9 @ Cin.	NOT ON ROSTER							
12/16 vs. GB	NOT ON ROSTER							
12/20 vs. Pit.	NOT ON ROSTER							
12/30 @ Ari.	NOT ON ROSTER							
<b>Totals</b>	<b>9</b>	<b>8</b>	<b>1</b>	<b>0-0</b>	<b>0</b>	<b>0</b>	<b>0-0</b>	<b>3</b>

2005

Game-by-Game Tackles

Broncos

Date/Opp.	TT	Solo	AS	INT	FF	FR	Sacks	PD
9/11 @ Mia.	4	4	0	0-0	0	0	0-0	1
9/18 vs. SD	2	2	0	0-0	0	0	0-0	0
9/26 vs. KC	0	0	0	0-0	0	0	0-0	2
10/2 @ Jax.	4	4	0	0-0	1	0	0-0	1
10/9 vs. Was.	3	3	0	0-0	0	0	0-0	1
10/16 vs. NE	3	3	0	0-0	0	0	0-0	1
10/23 @ NYG	0	0	0	0-0	0	0	0-0	0
10/30 vs. Phi.	INACTIVE - GROIN							
11/13 @ Oak.	INJURED RESERVE - GROIN							
11/20 vs. NYJ	INJURED RESERVE - GROIN							
11/24 @ Dal.	INJURED RESERVE - GROIN							
12/4 @ KC	NOT ON ROSTER							
12/11 vs. Bal.	NOT ON ROSTER							
12/17 @ Buf.	NOT ON ROSTER							
12/24 vs. Oak.	NOT ON ROSTER							
12/31 @ SD	NOT ON ROSTER							
<b>Totals</b>	<b>16</b>	<b>16</b>	<b>0</b>	<b>0-0</b>	<b>1</b>	<b>0</b>	<b>0-0</b>	<b>6</b>

2003

Game-by-Game Tackles

Broncos

Date/Opp.	TT	Solo	AS	INT	FF	FR	Sacks	PD
9/7 @ Cin.	5	3	2	0-0	0	0	0-0	3
9/14 @ SD	6	5	1	0-0	0	0	0-0	4
9/22 vs. Oak.	4	4	0	0-0	0	0	0-0	2
9/28 vs. Det.	1	1	0	0-0	0	0	0-0	1
10/5 @ KC	2	2	0	0-0	0	1	0-0	3
10/12 vs. Pit.	2	2	0	0-0	0	0	0-0	1
10/19 @ Min.	8	6	2	0-0	0	0	0-0	0
10/26 @ Bal.	4	3	1	0-0	0	0	0-0	0
11/3 vs. NE	2	2	0	0-0	0	0	0-0	0
11/16 vs. SD	5	5	0	0-0	0	0	0-0	2
11/23 vs. Chi.	3	2	1	0-0	0	0	0-0	0
11/30 vs. Oak.	5	5	0	0-0	1	0	0-0	0
12/7 vs. KC	7	6	1	0-0	0	0	0-0	0
12/14 vs. Cle.	4	2	2	1-0	0	0	0-0	2
12/21 @ Ind.	6	6	0	0-0	0	0	0-0	2
12/28 @ GB	4	4	0	0-0	0	0	0-0	0
<b>Totals</b>	<b>68</b>	<b>58</b>	<b>10</b>	<b>1-0</b>	<b>1</b>	<b>1</b>	<b>0-0</b>	<b>20</b>
<b>Playoffs</b>								
1/4/04 at Ind.	3	3	0	0-0	1	0	0-0	0
<b>Totals</b>	<b>3</b>	<b>3</b>	<b>0</b>	<b>0-0</b>	<b>1</b>	<b>0</b>	<b>0-0</b>	<b>0</b>

2006

Game-by-Game Tackles

Chiefs


Date/Opp.	TT	Solo	AS	INT	FF	FR	Sacks	PD
9/10 vs. Cin.	0	0	0	0-0	0	0	0-0	0
9/17 @ Den.	2	2	0	0-0	0	0	0-0	0
10/1 vs. SF	1	1	0	0-0	0	0	0-0	0
10/8 @ Ari.	3	2	1	0-0	0	0	0-0	0
10/15 @ Pit.	4	3	1	0-0	0	0	0-0	1
10/22 vs. SD	1	1	0	0-0	0	0	0-0	0
10/29 vs. Sea.	3	2	1	0-0	0	0	0-0	0
11/5 @ STL	3	3	0	0-0	0	0	0-0	1
11/12 @ Mia.	3	3	0	0-0	0	0	0-0	0
11/19 vs. Oak.	0	0	0	0-0	0	0	0-0	0
11/23 vs. Den.	1	1	0	0-0	0	0	0-0	1
12/3 @ Cle.	1	1	0	0-0	0	0	0-0	0
12/10 vs. Bal.	2	2	0	0-0	0	0	0-0	0
12/17 @ SD	0	0	0	0-0	0	0	0-0	0
12/23 @ Oak.	2	2	0	0-0	0	0	0-0	0
12/31 vs. Jax.	3	3	0	0-0	0	0	0-0	2
<b>Totals</b>	<b>29</b>	<b>26</b>	<b>3</b>	<b>0-0</b>	<b>0</b>	<b>0</b>	<b>0-0</b>	<b>5</b>
<b>Playoffs</b>								
1/6/07 at Ind.	5	4	1	0-0	0	0	0-0	0
<b>Totals</b>	<b>5</b>	<b>4</b>	<b>1</b>	<b>0-0</b>	<b>0</b>	<b>0</b>	<b>0-0</b>	<b>0</b>

2004

Game-by-Game Tackles

Broncos

Date/Opp.	TT	Solo	AS	INT	FF	FR	Sacks	PD
9/12 vs. KC	4	3	1	0-0	0	0	0-0	0
9/19 @ Jax.	INACTIVE - SHOULDER							
9/26 vs. SD	DID NOT PLAY - SHOULDER							
10/3 @ TB	INACTIVE - SHOULDER							
10/10 vs. Car.	4	3	1	0-0	0	0	0-0	0
10/17 @ Oak.	2	2	0	0-0	0	0	0-0	0
10/25 @ Cin.	INACTIVE - SHOULDER							
10/31 vs. Atl.	3	3	0	0-0	1	0	0-0	0
11/7 vs. Hou.	3	2	1	0-0	0	0	0-0	0
11/21 @ NO	3	3	0	0-0	0	0	0-0	1
11/28 vs. Oak.	2	2	0	0-0	0	0	0-0	1
12/5 vs. SD	INJURED RESERVE - SHOULDER							
12/12 vs. Mia.	INJURED RESERVE - SHOULDER							
12/19 @ KC	INJURED RESERVE - SHOULDER							
12/25 @ Ten.	INJURED RESERVE - SHOULDER							
1/2/05 vs. Ind.	INJURED RESERVE - SHOULDER							
<b>Totals</b>	<b>21</b>	<b>18</b>	<b>3</b>	<b>0-0</b>	<b>1</b>	<b>0</b>	<b>0-0</b>	<b>2</b>



# 28 LENNY WALLS

## 28 LENNY WALLS

### REGULAR SEASON

Year	Team	GP	GS	TACKLES				SK	Yards	INTERCEPTIONS					FUMBLES			
				TT	Solo	Asst				No	Yds	Lg	TDs	PD	FF	FR	Yds	
2002	Denver	13	0	0	0	0	0	0	0	0	0	0	0	0	0	0	0	0
2003	Denver	16	16	68	58	10	0	0	1	0	0	0	0	20	1	1	0	0
2004	Denver	7	1	21	18	3	0	0	0	0	0	0	0	2	1	0	0	0
2005	Denver	7	3	16	16	0	0	0	0	0	0	0	0	6	1	0	0	0
2006	Kansas City	16	2	29	26	3	0	0	0	0	0	0	0	5	0	0	0	0
2007	St. Louis	5	3	9	8	1	0	0	0	0	0	0	0	3	0	0	0	0
<b>Totals</b>		<b>64</b>	<b>25</b>	<b>143</b>	<b>126</b>	<b>17</b>	<b>0</b>	<b>0</b>	<b>1</b>	<b>0</b>	<b>0</b>	<b>0</b>	<b>0</b>	<b>36</b>	<b>3</b>	<b>1</b>	<b>0</b>	<b>0</b>

**SPECIAL TEAMS TACKLES (9):** 2002 (6); 2004 (2); 2005 (1)

### CAREER SINGLE-GAME HIGHS (regular season)

**Total Tackles:**

8 (10/19/03 at Min.)

**Sacks:**

None

**Forced Fumbles:**

1 3 times (last: 10/2/05 at Jax.)

**Passes Defensed:**

4 (9/14/03 at SD)

**Solo Tackles:**

6 3 times (last: 12/21/03 at Ind.)

**INTs:**

1 (12/14/03 vs. Cle.)

**Fumble Recoveries:**

1 (10/5/03 at KC)

### POSTSEASON

Year	Team	GP	GS	TACKLES				SK	Yards	INTERCEPTIONS					FUMBLES			
				TT	Solo	Asst				No	Yds	Lg	TDs	PD	FF	FR	Yds	
2003	Denver	1	1	3	3	0	0	0	0	0	0	0	0	0	1	0	0	0
2006	Kansas City	1	0	5	4	1	0	0	0	0	0	0	0	0	0	0	0	0
<b>Totals</b>		<b>2</b>	<b>1</b>	<b>8</b>	<b>7</b>	<b>1</b>	<b>0</b>	<b>0</b>	<b>0</b>	<b>0</b>	<b>0</b>	<b>0</b>	<b>0</b>	<b>0</b>	<b>1</b>	<b>0</b>	<b>0</b>	<b>0</b>

## 28 LENNY WALLS

## 2007 NUMBERS TO RAVE ABOUT

- 2.8** Yards per rushing attempt the defense allowed in 2007, best in the NFL.
- 5** Consecutive seasons the Ravens have finished ranking 6th or better in total defense: 2007 (6th), 2006 (1st), 2005 (5th), 2004 (6th) and 2003 (3rd).
- 15** Different players to record at least 1 sack for Baltimore in 2007, tying Jacksonville for most in the NFL.
- 24** Combined Pro Bowl honors T Jonathan Ogden (11), LB Ray Lewis (9) and S Ed Reed (4) have garnered during their careers.
- 34** Career INTs -- including 7 in 2007 -- for S Ed Reed, who since his 1st season in 2002, boasts the most picks in the NFL.
- 36** NFL-best catches on 3rd down by WR Derrick Mason, 24 of which produced 1st downs. Mason finished the year with a franchise-record 103 grabs, 3rd most in the league.
- 42.3** TD percentage allowed by the Ravens' defense in the red zone in '07 (22 TDs on 52 possessions), the NFL's 3rd-best mark.
- 341** Pass completions by the Ravens in '07, a franchise single-season record. Baltimore had 15 different receivers catch a pass.



# 31

## Cornerback — 4 Seasons

# FABIAN WASHINGTON

**HT: 5-11**

**WT: 180**

**COLLEGE: NEBRASKA**

**HS: BAYSHORE (BRADENTON, FL)**

**BORN: 6/9/83, BRADENTON, FL**

**JOINED RAVENS: TRADE, 2008**

**GAMES PLAYED/STARTED:** (2005, 16/11); (2006, 14/14); (2007, 15/3) **Total 45/28**

**TRANSACTIONS:** Fabian Washington signed with the Ravens (draft day trade with the Raiders) on 4/28/08...Originally selected by the Raiders with the 23rd-overall selection of the 2005 NFL Draft.

**PRO:** Speedy CB who excels in coverage...Enters his 4th year in the league having played in 45 games, including 28 starts...Has posted 119 career tackles, including 109 solo...Also has 25 PD and 5 INTs in his career...Recorded a **career-high 4 INTs** in 2006 with the Raiders...Emerges as a starting CB as a rookie after turning in the fastest 40-yard dash time at the 2005 NFL Scouting Combine at 4.29 seconds.

**2007: (with Oakland)** Saw action in 15 games, including 3 starts for the Raiders...Recorded 36 tackles (30 solo), 9 PD and 1 INT...**2007 SEASON HIGHLIGHTS:** Posted a solo tackle and 2 PD, including 1 INT, which set up a TD drive that sealed the victory in **game 12 vs. Den. (12/2)**...Posted 3 tackles, 1 FF and had a special teams tackle in **game 11 at KC (11/25)**...Recorded 3 solo tackles from scrimmage and 2 special teams tackles in **game 10 at Min. (11/18)**...Saw action off the bench, netting 2 tackles and 1 PD in **game 8 vs. Hou. (11/4)**...Also recorded 2 special teams tackles against the Texans.

**2006: (with Oakland)** Started a **career-high 14 games** at CB (missed 2 games with an injury)...Netted 40 tackles (39 solo) and **career highs with 11 PD and 4 INTs**...**2006 SEASON HIGHLIGHTS:** Recorded 4 tackles and 2 PD in the **season finale at NYJ (12/31)**...Recorded 4 solo tackles and 2 PD in **game 15 vs. KC (12/23)**...Had 4 tackles and 1 INT in **game 13 at Cin. (12/10)**...Started and netted 2 tackles and a **career-high 2 INTs** and **tied a career high with 3 PD** in **game 9 vs. Den. (11/12)**...Started and posted 3 tackles (2 solo) and his 1st-career INT in **game 7 vs. Pit. (10/29)**.

**2005: (with Oakland)** Saw action in all 16 games, including 11 starts as a rookie...Finished the year with 43 tackles, including 40 solo, and netted 5 PD...**2005 SEASON HIGHLIGHTS:** Started and posted 5 solo tackles in **game 13 at NYJ (12/11)**...Started and led the team with a **career-high 9 tackles** (all solo) in **game 8 at KC (11/6)**...Started and had 3 solo tackles and a **career-high 3 PD** in **game 7 at Ten. (10/30)**...Made his **1st-career start** and posted 3 solo tackles and 1 PD in **game 3 at Phi. (9/25)**.

**COLLEGE:** All-Big 12 selection in each of his 3 seasons at Nebraska...Played in 37 career games, starting 35 for the Huskers' famed Blackshirt defense...Registered 145 career tackles (97 solo), with 7 TFL (-15 yards), 3 FFs and 2 FRs...Washington also intercepted 11 passes and had 38 PD in his 3-year career, (4th in Nebraska history in both categories)...Named 2nd-team All-Big 12 by the *Austin American-Statesman* and earned 3rd-team honors from the league's coaches as a junior in 2004...As a sophomore in 2003, he posted a career-high 55 tackles (36 solo), 3 TFL (-6 yards), 1 FF and 1 FR...Was a freshman All-American 2nd-team and 1st-team All-Big 12 selection by *The Sporting News* in 2002...Set a Nebraska freshman record with 13 PD and tied another freshman mark with 4 INTs...Intercepted a pass on his 1st play as a Husker and returned it 29 yards for a TD...Was a sociology major.

**PERSONAL:** Attended Bayshore (Bradenton, FL) HS...*SuperPrep* All-American and widely regarded as the top DB to come out of Florida...Standout CB and return man totaled 60 tackles with 14 PD and 4 INTs as a senior...Scored 10 TDs, including 5 KORs...Had 3 picks and 12 PD as a junior...Four-year starter at CB, a 2-year starter at WR and served as the backup QB...Earned 1st-team All-State honors as a senior from the Florida High School Coaches Association...Also played small forward for the basketball team and placed 3rd in the state in the 100-meter dash as a junior, becoming the district champ as a senior.

### DID YOU KNOW?

The Ravens' secondary consists of 3 former 1st-round draft picks: CB Chris McAlister (Ravens, 10th in 1999), S Ed Reed (Ravens, 24th in 2002) and CB Fabian Washington (Raiders, 23rd in 2005).

PLAYERS

• 2007 REVIEW • HISTORY • RECORDS • GAME DAY

# 31 FABIAN WASHINGTON

## REGULAR SEASON

Year	Team	GP	GS	TACKLES				INTERCEPTIONS					FUMBLES			
				TT	Solo	Asst	SK	Yards	No	Yds	Lg	TDs	PD	FF	FR	Yds
2005	Oakland	16	11	43	40	3	0	0	0	0	0	0	5	0	0	0
2006	Oakland	14	14	40	39	1	0	0	4	4	7	0	11	0	0	0
2007	Oakland	15	3	36	30	6	0	0	1	0	0	0	9	1	0	0
<b>Totals</b>		<b>45</b>	<b>28</b>	<b>119</b>	<b>109</b>	<b>10</b>	<b>0</b>	<b>0</b>	<b>5</b>	<b>4</b>	<b>7</b>	<b>0</b>	<b>25</b>	<b>1</b>	<b>0</b>	<b>0</b>

## CAREER SINGLE-GAME HIGHS (regular season)

### Total Tackles:

9 (11/6/05 at KC)

### Sacks:

None

### Forced Fumbles:

1 (11/25/07 at KC)

### Passes Defended:

3 2 times (last: 11/12/06 vs. Den.)

### Solo Tackles:

9 (11/6/05 at KC)

### INTs:

2 (11/12/06 vs. Den.)

### Fumble Recoveries:

None

# 31 FABIAN WASHINGTON

### 2007

#### Game-by-Game Tackles

#### Raiders

Date/Opp.	TT	Solo	AS	INT	FF	FR	Sacks	PD
9/9 vs. Det.	2	2	0	0-0	0	0	0-0	2
9/16 @ Den.	7	5	2	0-0	0	0	0-0	0
9/23 vs. Cle.	2	2	0	0-0	0	0	0-0	0
9/30 @ Mia.	0	0	0	0-0	0	0	0-0	0
10/14 @ SD	5	4	1	0-0	0	0	0-0	2
10/21 vs. KC	0	0	0	0-0	0	0	0-0	0
10/28 @ Ten.	0	0	0	0-0	0	0	0-0	0
11/4 vs. Hou.	2	0	2	0-0	0	0	0-0	1
11/11 vs. Chi.	INACTIVE							
11/18 @ Min.	3	3	0	0-0	0	0	0-0	0
11/25 @ KC	3	3	0	0-0	1	0	0-0	0
12/2 vs. Den.	1	1	0	1-0	0	0	0-0	2
12/9 @ GB	1	1	0	0-0	0	0	0-0	0
12/16 vs. Ind.	6	6	0	0-0	0	0	0-0	1
12/23 @ Jax.	3	2	1	0-0	0	0	0-0	0
12/30 vs. SD	1	1	0	0-0	0	0	0-0	1
<b>Totals</b>	<b>36</b>	<b>30</b>	<b>6</b>	<b>1-0</b>	<b>1</b>	<b>0</b>	<b>0-0</b>	<b>9</b>

### 2005

#### Game-by-Game Tackles

#### Raiders

Date/Opp.	TT	Solo	AS	INT	FF	FR	Sacks	PD
9/8 @ NE	0	0	0	0-0	0	0	0-0	0
9/18 vs. KC	2	2	0	0-0	0	0	0-0	0
9/25 @ Phi.	3	3	0	0-0	0	0	0-0	1
10/2 vs. Dal.	0	0	0	0-0	0	0	0-0	1
10/16 vs. SD	2	2	0	0-0	0	0	0-0	0
10/23 vs. Buf.	2	1	1	0-0	0	0	0-0	0
10/30 @ Ten.	3	3	0	0-0	0	0	0-0	3
11/6 @ KC	9	9	0	0-0	0	0	0-0	0
11/13 vs. Den.	2	2	0	0-0	0	0	0-0	0
11/20 @ Was.	1	1	0	0-0	0	0	0-0	0
11/27 vs. Mia.	1	1	0	0-0	0	0	0-0	0
12/4 @ SD	4	3	1	0-0	0	0	0-0	0
12/11 @ NYJ	5	5	0	0-0	0	0	0-0	0
12/18 vs. Cle.	4	4	0	0-0	0	0	0-0	0
12/24 @ Den.	2	1	1	0-0	0	0	0-0	0
12/31 vs. NYG	3	3	0	0-0	0	0	0-0	0
<b>Totals</b>	<b>43</b>	<b>40</b>	<b>3</b>	<b>0-0</b>	<b>0</b>	<b>0</b>	<b>0-0</b>	<b>5</b>

### 2006

#### Game-by-Game Tackles

#### Raiders

Date/Opp.	TT	Solo	AS	INT	FF	FR	Sacks	PD
9/11 vs. SD	3	3	0	0-0	0	0	0-0	0
9/17 @ Bal.	0	0	0	0-0	0	0	0-0	0
10/1 vs. Cle.	4	4	0	0-0	0	0	0-0	0
10/8 @ SF	INACTIVE							
10/22 vs. Ari.	INACTIVE							
10/29 vs. Pit.	3	3	0	1-7	0	0	0-0	1
11/6 @ Sea.	3	3	0	0-0	0	0	0-0	0
11/12 vs. Den.	2	2	0	2-(-3)	0	0	0-0	3
11/19 @ KC	4	4	0	0-0	0	0	0-0	0
11/26 @ SD	2	2	0	0-0	0	0	0-0	0
12/3 vs. Hou.	2	2	0	0-0	0	0	0-0	0
12/10 @ Cin.	4	4	0	1-0	0	0	0-0	1
12/17 vs. STL	5	4	1	0-0	0	0	0-0	2
12/23 vs. KC	4	4	0	0-0	0	0	0-0	2
12/31 @ NYJ	4	4	0	0-0	0	0	0-0	2
<b>Totals</b>	<b>40</b>	<b>39</b>	<b>1</b>	<b>4-4</b>	<b>0</b>	<b>0</b>	<b>0-0</b>	<b>11</b>



# 31 FABIAN WASHINGTON





# 83

## Tight End — 6 Seasons

### DANIEL WILCOX

**HT: 6-1**

**WT: 250**

**COLLEGE: APPALACHIAN STATE**

**HS: DECATUR (ATLANTA, GA)**

**BORN: 3/23/77, ATLANTA, GA**

**JOINED RAVENS: FREE AGENT, 2004**

**GAMES PLAYED/STARTED:** (2001, 1/0); (2003, 2/0); (2004, 16/5); (2005, 13/3); (2006, 14/6); (2007, 5/2) **Total 51/16**

**Playoffs** (2006, 1/1) **Total 1/1**

**TRANSACTIONS:** Dan Wilcox re-signed with the Ravens (3-year contract) on 3/1/06...Re-signed with Baltimore on 3/29/05... Signed with the Ravens on 6/21/04...Signed to Tampa Bay's 53-man roster on 12/17/02 after spending 2 stints with the New York Jets from 9/1-9/3 and 8/28-8/30...Was originally signed by the Jets as an undrafted free agent in 2001.

**PRO:** Versatile playmaker with soft hands who converted from a college wide receiver to tight end in the NFL...Enters 2008 having played in 51 games (with 16 starts)...Posted 71-career receptions for 551 yards and 6 TDs...Recorded a **career-high 3 TDs** and a **career-high 20 special teams tackles** in 2006...Also pulled in a **career-high 25 receptions** for 219 yards and 2 TDs in 2004.

**2007: (with Baltimore)** Saw action in 5 games, starting 2, while being limited the majority of the season with foot, ankle and thigh injuries...Pulled in 6 receptions for 18 yards and 1 TD in limited action...**2007 SEASON HIGHLIGHTS:** Started and grabbed a reception for 4 yards in **game 14 at Mia. (12/16)**...Started his 1st game of the season, making 2 catches for 8 yards in **game 13 vs. Ind. (12/9)**...Returned to action after 7 weeks and 2 receptions for 4 yards, including a TD in **game 12 vs. NE (12/3)**...Also made 3 special teams tackles against the Patriots...Saw his 1st action in 2 weeks due to an ankle injury and pulled in 1 reception for 2 yards in **game 4 at Cle. (9/30)**...Also posted a special teams tackle against the Browns before leaving the game with a foot injury...Saw action off the bench from scrimmage and on special teams (posting 1 solo tackle) before leaving the game with an ankle injury in **game 1 at Cin. (9/10)**.

**2006: (with Baltimore)** Played in 14 games, starting 6, to finish the season with 20 receptions for 166 yards, including a **career-long 35-yarder** and a **career-high 3 TDs**...Wilcox converted 12 receptions for 1st downs, including 5 on 3rd down...Also finished 2nd on the team with a **career-high 20 special teams tackles**...**2006 SEASON HIGHLIGHTS:** *Started his 1st-career playoff game* (Ravens started in a 3-TE

set) and hauled in 1 reception for 15 yards (good for a 1st down) in the **Divisional Playoff game vs. Ind. (1/13/07)**...Started (Ravens began the game in a 2-TE set), and did not record a reception, but led the team with 3 special teams tackles in the 19-7 win in the **season finale vs. Buf. (12/31)**...Saw action off the bench and caught 1 ball for 3 yards as the Ravens racked up 283 yards through the air in the 20-10 victory in **game 13 at KC (12/10)**...Also tied for the team lead (Gary Stills) with 3 solo special teams tackles against the Chiefs...Grabbed 1 pass for 19 yards (good for a 1st down) and led the team with 4 special teams tackles in the 26-20 win in **game 8 vs. Cin. (11/5)**...Saw action from scrimmage and hauled in 3 receptions for a team-leading 52 yards (including a **career-long 35-yarder**) and 1 TD in the 27-0 win in the **season opener at TB (9/10)**...With the Ravens facing a 3rd-and-10 on their own 6-yard line in the 3rd quarter, Wilcox pulled in a 35-yard reception to keep the drive alive...Wilcox also had 2 special teams tackles (1 solo) against the Bucs.

**2005: (with Baltimore)** Played in 13 games, starting 3 before being placed on Injured Reserve (ankle) on 12/30...Pulled in 20 receptions for 154 yards and a TD...Also led the Ravens with a **career-high 18 special teams tackles**...**2005 SEASON HIGHLIGHTS:** Subbed, and had 2 receptions for 14 yards and posted a special teams tackle before leaving the game in the 2nd quarter with an ankle injury in **game 13 at Den. (12/11)**...Saw action from scrimmage and earned the special teams game ball when he posted 3 tackles (2 solo) and 1 FR in **game 12 vs. Hou. (12/4)**...Subbed and hauled in 2 receptions for 16 yards and had a special teams tackle in **game 8 vs. Cin. (11/6)**...Saw action off the bench and pulled in 3 receptions for 17 yards and posted 1 solo special teams tackle in **game 7 at Pit. (10/31)**...Led the team with a **career-high 5 special teams tackles** earning him the special teams game ball in **game 5 vs. Cle. (10/16)**...Started and tied for the team lead (Derrick Mason) with a **career-high 8 receptions** for a **career-high 78 yards** and 1 TD in **game 1 vs. Ind. (9/11)**...Two of his 8 receptions went for 1st downs, 1 was a TD catch and, on another, he had enough yards for a 1st down before lateraling the ball to WR Mark Clayton on a "hook and ladder" play at the end of the 1st half.

PLAYERS • 2007 REVIEW • HISTORY • RECORDS • GAME DAY

# 83 DANIEL WILCOX

**2004: (with Baltimore)** Saw action in all 16 games, starting 5 after signing with the team in training camp...Was 6th on the team with 25 catches and 219 receiving yards...Pulled in his 1st-career TD at Phi. (10/31)...**2004 SEASON HIGHLIGHTS:** Started and led the team, recording *career highs with 6 receptions for 72 yards* (12.0 avg.), and a long of 17 in the 30-23 victory in the **season finale vs. Mia. (1/2/05)**... Subbed and caught 2 receptions for 30 yards (both for 1st downs) in **game 11 at NE (11/28)**... Started and grabbed 2 receptions for 23 yards (1 for a 1st down), including a *career-long 20-yarder* in the 30-10 victory in **game 10 vs. Dal. (11/21)**...Started and hauled in 2 receptions for 21 yards (both for 1st downs) in the 20-17 OT win in **game 9 at NYJ (11/14)**...Subbed and hauled in 5 receptions for 26 yards, including his *1st-career TD* - 7 yards - (on 3rd-and-5 in the 4th quarter) in **game 7 at Phi. (10/31)**...Earned his *1st-career start* (Ravens started in a 3-TE set), in his 1st action in a Ravens' uniform in **game 1 at Cle. (9/12)**... Posted his *1st-career reception* against the Browns and finished with 2 catches for 18 yards (1 was for a 1st down)...Wilcox also had a ST tackle against the Browns.

**2003: (with Tampa Bay)** Saw action in 2 games with the Buccaneers in 2003, recording 1 special teams tackle...Was inactive in 2 regular season games and 3 postseason games.

**2001: (with New York Jets)** Inactive for 9 of 10 games in 2001 while with the Jets, seeing action in 1 game...Originally joined the team as an undrafted free agent on 4/26.

**COLLEGE:** Selected 1st-team All-Southern Conference as a senior at Appalachian State... Finished with 46 receptions for 740 yards and 7 TDs...Had career game against Troy State, catching 10 passes for 106 yards and 1 TD ...Moved from WR to TE as a senior...Majored

in communications and advertisement with a minor in psychology.

**PERSONAL:** Attended Georgia Military Academy...One of the most active Ravens in the community, Wilcox is a frequent visitor to schools throughout the season...He spoke to the students at Living Classrooms, Sharp Leadenhall Elementary, Carter G. Woodson and Youth in Transitions at several school assemblies, teaching middle and high school students how to Realize, Improve, Share and Expand (R.I.S.E.) their talents in 2004...Participated in several Gatorade Junior Training Camps, including 1 at the NFL FLAG Regional Tournament hosted by the Ravens...Joined teammates at the Goodwill Gridiron Halloween Party and worked with volunteers and teammates for Sandtown Habitat for Humanity in Oct. and Nov. of 2004...Wilcox was on hand at the NFL/United Way Hometown Huddle to help present the keys to new homeowner, Robin Edwards...Held a clothing/coat drive in Dec. 2004, in conjunction with a signing at the Dugout Zone and donated all items to Paul's Place Outreach Center... Joined teammates at the ESPN Zone Holiday Party for Police Athletic League members in Dec. 2004 and participated in a blood drive at Good Samaritan Hospital, thanking donors for their efforts...In July 2005, Wilcox instructed at former teammate Darnell Dinkins Football Camp, a free 1-day football clinic and educational workshop for high school student-athletes...In Oct. 2005, spoke to the entire middle school of Steuart Hill Academy...In Nov. 05, participated in Football 101, an annual event for women, which teaches basic football skills... Joined Dinkins in distributing over 100 Thanksgiving baskets to residents of Pigtown, a southwest Baltimore neighborhood...Joined Ed Reed in providing 40 families of Booker T. Washington Middle School students with the necessary items to dine in their own home for

2007 Game-by-Game Ravens									
Receiving					Rushing				
Date/Opp.	Rec.	Yds	Avg.	LG TDs	No.	Yds	Avg.	LG TDs	
9/10 @ Cin.	0	0	0.0	0	0	0	0	0	0
9/16 vs. NYJ	INACTIVE - ANKLE								
9/23 vs. Ari.	INACTIVE - ANKLE								
9/30 @ Cle.	1	2	2.0	2	0	0	0.0	0	0
10/7 @ SF	INACTIVE - FOOT								
10/14 vs. STL	INACTIVE - FOOT								
10/21 @ Buf.	INACTIVE - FOOT								
11/5 @ Pit.	INACTIVE - FOOT								
11/11 vs. Cin.	INACTIVE - FOOT								
11/18 vs. Cle.	INACTIVE - FOOT								
11/25 @ SD	INACTIVE - FOOT								
12/3 vs. NE	2	4	2.0	3	1	0	0	0	0
12/9 vs. Ind.	2	8	4.0	7	0	0	0	0	0
12/16 @ Mia.	1	4	4.0	4	0	0	0	0	0
12/23 @ Sea.	INACTIVE - THIGH								
12/30 vs. Pit.	INACTIVE - THIGH								
<b>Totals</b>	<b>6</b>	<b>18</b>	<b>3.0</b>	<b>7</b>	<b>1</b>	<b>0</b>	<b>0</b>	<b>0.0</b>	<b>0</b>

2006 Game-by-Game Ravens									
Receiving					Rushing				
Date/Opp.	Rec.	Yds	Avg.	LG TDs	No.	Yds	Avg.	LG TDs	
9/10 @ TB	3	52	17.3	35	1	0	0	0	0
9/17 vs. Oak.	0	0	0.0	0	0	0	0	0	0
9/24 @ Cle.	1	10	10.0	10	0	0	0	0	0
10/1 vs. SD	3	17	5.7	11	1	0	0	0	0
10/9 @ Den.	2	18	9.0	10	0	0	0	0	0
10/15 vs. Car	3	20	6.7	10	0	0	0	0	0
10/29 @ NO	2	9	4.5	7	0	0	0	0	0
11/5 vs. Cin.	1	19	19.0	19	0	0	0	0	0
11/12 @ Ten.	1	6	6.0	6	0	0	0	0	0
11/19 vs. Atl.	1	7	7.0	7	0	0	0	0	0
11/26 vs. Pit.	INACTIVE - THIGH								
11/30 @ Cin.	INACTIVE - THIGH								
12/10 @ KC	1	3	3.0	3	0	0	0	0	0
12/17 vs. Cle.	0	0	0.0	0	0	0	0	0	0
12/24 @ Pit.	2	5	2.5	4	1	0	0	0	0
12/31 vs. Buf.	0	0	0.0	0	0	0	0	0	0
<b>Totals</b>	<b>20</b>	<b>166</b>	<b>8.3</b>	<b>35</b>	<b>3</b>	<b>0</b>	<b>0</b>	<b>0.0</b>	<b>0</b>
<b>Playoffs</b>									
1/13/07 vs. Ind.	1	15	15.0	15	0	0	0	0	0
<b>Totals</b>	<b>1</b>	<b>15</b>	<b>15.0</b>	<b>15</b>	<b>0</b>	<b>0</b>	<b>0</b>	<b>0.0</b>	<b>0</b>

## 83 DANIEL WILCOX

Thanksgiving...In Dec. of 2005, Wilcox joined Reed and Dick's Sporting Goods as personal shoppers to the 16 young men of Aunt Hattie's Place...Reed and Dick's provided the boys with \$250 gift certificates...Was one of several Ravens personal shopping partners to 100 children as part of teammates Derrick Mason and Samari Rolle's inaugural Holiday Helpers event

in Dec. 2005...Joined teammates to serve as personal shoppers for 50 Baltimore youth, who received \$100 gift certificates from Wal-Mart...In January of 2006, Wilcox established his charitable foundation called *Empowerment M.I.N.D.S* (Motivating and Inspiring Neighborhoods Determined to Succeed)...The foundation's mission is to empower youth to

2005 Game-by-Game Ravens Receiving										
Date/Opp.	Rec.	Yds	Avg.	LG	TDs	Rushing				
						No.	Yds	Avg.	LG	TDs
9/11 vs. Ind.	8	78	9.8	17t	1	0	0	0.0	0	0
9/18 @ Ten.	0	0	0.0	0	0	0	0	0.0	0	0
10/2 vs. NYJ	1	10	10.0	10	0	0	0	0.0	0	0
10/9 @ Det.	0	0	0.0	0	0	0	0	0.0	0	0
10/16 vs. Cle.	1	2	2.0	2	0	0	0	0.0	0	0
10/23 @ Chi.	2	8	4.0	5	0	0	0	0.0	0	0
10/31 @ Pit.	3	17	5.7	7	0	0	0	0.0	0	0
11/6 vs. Cin.	2	16	8.0	9	0	0	0	0.0	0	0
11/13 @ Jax.	0	0	0.0	0	0	0	0	0.0	0	0
11/20 vs. Pit.	0	0	0.0	0	0	0	0	0.0	0	0
11/27 @ Cin.	1	9	9.0	9	0	0	0	0.0	0	0
12/4 vs. Hou.	0	0	0.0	0	0	0	0	0.0	0	0
12/11 @ Den.	2	14	7.0	7	0	0	0	0.0	0	0
12/19 vs. GB						INACTIVE - ANKLE				
12/25 vs. Min.						INACTIVE - ANKLE				
1/1/06 @ Cle.						INJURED RESERVE - ANKLE				
<b>Totals</b>	<b>20</b>	<b>154</b>	<b>7.7</b>	<b>17t</b>	<b>1</b>	<b>0</b>	<b>0</b>	<b>0.0</b>	<b>0</b>	<b>0</b>

2004 Game-by-Game Ravens Receiving										
Date/Opp.	Rec.	Yds	Avg.	LG	TDs	Rushing				
						No.	Yds	Avg.	LG	TDs
9/12 @ Cle.	2	18	9.0	13	0	0	0	0.0	0	0
9/19 vs. Pit.	1	4	4.0	4	0	0	0	0.0	0	0
9/26 @ Cin.	0	0	0.0	0	0	0	0	0.0	0	0
10/4 vs. KC	0	0	0.0	0	0	0	0	0.0	0	0
10/10 @ Was.	2	9	4.5	7	0	0	0	0.0	0	0
10/24 vs. Buf.	1	7	7.0	7	0	0	0	0.0	0	0
10/31 @ Phi.	5	26	5.2	7	1	0	0	0.0	0	0
11/7 vs. Cle.	2	9	4.5	5	0	0	0	0.0	0	0
11/14 @ NYJ	2	21	10.5	12	0	0	0	0.0	0	0
11/21 vs. Dal.	2	23	11.5	20	0	0	0	0.0	0	0
11/28 @ NE	2	30	15.0	20	0	0	0	0.0	0	0
12/5 vs. Cin.	0	0	0.0	0	0	0	0	0.0	0	0
12/12 vs. NYG	0	0	0.0	0	0	0	0	0.0	0	0
12/19 @ Ind.	0	0	0.0	0	0	0	0	0.0	0	0
12/26 @ Pit.	0	0	0.0	0	0	0	0	0.0	0	0
1/2/05 vs. Mia.	6	72	12.0	17	0	0	0	0.0	0	0
<b>Totals</b>	<b>25</b>	<b>219</b>	<b>8.8</b>	<b>20</b>	<b>1</b>	<b>0</b>	<b>0</b>	<b>0.0</b>	<b>0</b>	<b>0</b>

## 83 DANIEL WILCOX

### REGULAR SEASON

#### RECEIVING

YEAR	TEAM	GP	GS	No.	Yds.	Avg.	LG	TD
2001	NY Jets	1	0	0	0	0.0	0	0
2003	Tampa Bay	2	0	0	0	0.0	0	0
2004	Baltimore	16	5	25	219	8.8	20	1
2005	Baltimore	13	3	20	154	7.7	17t	1
2006	Baltimore	14	6	20	166	8.3	35	3
2007	Baltimore	5	2	6	18	3.0	7	1
<b>Totals</b>		<b>51</b>	<b>16</b>	<b>71</b>	<b>557</b>	<b>7.8</b>	<b>35</b>	<b>6</b>

**SPECIAL TEAMS TACKLES (52):** 2003 (1); 2004 (8); 2005 (18); 2006 (20); 2007 (5)

#### CAREER SINGLE-GAME HIGHS (regular season)

##### Receptions:

8 (9/11/05 vs. Ind.)

##### Yardage:

78 (9/11/05 vs. Ind.)

##### Long Gain:

35 (9/10/06 at TB)

##### Touchdowns:

1 5 times (last: 12/24/06 at Pit.)

### POSTSEASON

#### RECEIVING

YEAR	TEAM	GP	GS	No.	Yds.	Avg.	LG	TD
2006	Baltimore	1	1	1	15	15.0	15	0
<b>Totals</b>		<b>1</b>	<b>1</b>	<b>1</b>	<b>15</b>	<b>15.0</b>	<b>15</b>	<b>0</b>

## 83 DANIEL WILCOX


## 83 DANIEL WILCOX

hold leadership positions in the community...Joined teammate Robert McCune on a 12-day USO tour to Afghanistan and Iraq to visit with military personnel during the 2006 off-season...Adopted Thurgood Marshall High School and established the "Homeroom Huddle" program, where students receive prizes based on reaching certain incentives...Hosts the Baltimore City Spelling Bee each year (2006-08)...Daniel hosted a miniature golf event in May 2007 and a paintball tournament (Ravens vs. Redskins) in June 2007 with all proceeds benefiting his Empowerment M.I.N.D.S. Foundation...Participated in A Purple Evening, a night that included football basics, autographs and fan forums at M&T Bank Stadium in Oct. 2007...He attended the Abilities Network Fundraiser in Nov. 2007...The Abilities Network raises money and awareness for children with neurological diseases...Wilcox joined teammates in Nov. 2007 for the ACT Auction Party benefiting the RACTF and players foundations...In Nov. 2007, Wilcox partnered with M&T Bank to

host Get Smart About Credit Day at Thurgood Marshall HS...Daniel, joined by teammates Mark Clayton and Steve McNair, hosted a paintball trip as part of a prize for the Homeroom Huddle program in Dec. 2007...Wilcox hosted a roller skating party as the grand prize trip for the Homeroom Huddle program in Dec. 2007...Attended the annual ESPN Zone Holiday party to celebrate the holiday season with youth from the Police Athletic League in Dec. 2007...Wilcox was joined by teammates and other NFL players at his 2nd Annual Celebrity Paintball Tournament in May 2008...Was the keynote speaker at the Baltimore Sun's June 2008 luncheon for high school athletes...Daniel also hosts a free football camp for Baltimore youth each July...Daniel married the former Shauna Y.M. Chin on 6/28/08 on the 50-yard line at M&T Bank Stadium...Wilcox has a son, Tristan B. Strickland, born 6/12/05...Full name: Daniel Jabari Wilcox.

### DID YOU KNOW?

TE Daniel Wilcox was the first player to be married on the 50-yard line at M&T Bank Stadium last June when he tied the knot with the former Shauna Y.M. Chin.



Originally a rookie free agent for the N.Y. Jets, Daniel Wilcox has been a key backup at TE and a strong special teams performer since he joined the Ravens in 2004.





# 87 Wide Receiver — 3 Seasons

## DEMETRIUS WILLIAMS

**HT: 6-2**  
**WT: 197**  
**COLLEGE: OREGON**  
**HS: DE LA SALLE (CONCORD, CA)**  
**BORN: 3/28/83, CONCORD, CA**  
**JOINED RAVENS: DRAFT 4 (11TH), 2006**

**GAMES PLAYED/STARTED:** (2006, 16/1); (2007 9/4) **Total 25/5**

**Playoffs** (2006, 1/0) **Total 1/0**

**TRANSACTIONS:** Demetrius Williams was the 111th selection (4th round) of the 2006 NFL Draft...Williams was the 2nd player drafted out of Oregon by Baltimore in 2006 (DT Haloti Ngata – 1st round, 12th overall) and 3rd Raven overall to be selected from the university (WR Patrick Johnson – 2nd round in 1998).

**PRO:** Physically gifted, speedy wide receiver, who can stretch the field with his skills...Has seen action in 25 games, including 5 starts in his young career (missed a good portion of the 2007 season with a high ankle sprain)...Enters 2008 with 42 career receptions for 686 yards (16.3 avg.) with 2 TDs through his 1st 2 seasons.

**2007:** Saw action in 9 games, starting 4 before being sidelined for the remainder of the season with a high ankle sprain...Finished the season with 20 receptions for 290 yards, with a long of 34 before the injury...Converted 16 of his 20 receptions (80%) for 1st downs...**2007 SEASON HIGHLIGHTS:** Posted 2 receptions for 45 yards (1 good for a 1st down, on 3rd-and-6) in **game 6 vs. STL (10/14)**...Saw action off the bench and pulled in 4 receptions for 39 yards (2 good for 1st downs) in **game 5 at SF (10/7)**...Started and pulled in a **career-high 5 receptions** for 63 yards (all good for 1st downs, including 1 on 3rd down) in **game 4 at Cle. (9/30)**...Started (Ravens began game in 3-WR set) and pulled in 3 receptions for 52 yards (17.3 avg.), including a long of 26, with 2 good for 1st downs (both on 3rd down) in the 26-23 win in **game 3 vs. Ari. (9/23)**...Pulled in 3 receptions for 55 yards for a team-leading 18.3 yards per catch average, including a spectacular circus catch (21 yards) for the Ravens' 1st 1st down of the game on 3rd-and-10 in **game 1 at Cin. (9/10)**.

**2006:** Saw action in all 16 games, starting 1, pulling in 22 receptions for 396 yards, for a **team-leading 18.0 yards per catch** average and 2 TDs...Williams converted 18 catches into 1st downs, including 11 on 3rd down...**2006 SEASON HIGHLIGHTS:** Saw action off the bench and netted 2 receptions for 15 yards, both good for 1st downs in the 19-7 win in the **season finale vs. Buf. (12/31)**...**Started his 1st-career game** and posted 2 receptions for 45 yards, including a 25-yard TD in the 31-7 win in **game 15 at Pit. (12/24)**...Saw action off the bench and had 2 receptions for a **career-high 100 yards**, marking his **1st-career 100-yard receiving game**, including his **1st-career TD**, a **career-long 77-yarder** in the 27-17 win in **game 14 vs. Cle. (12/17)**...Subbed and pulled in 1 reception for 33 yards, good for a 1st down on 3rd-and-6 in the 20-10 victory in **game 13 at KC (12/10)**...Subbed and pulled in a **career-high 4 receptions** for a then-career-high 75 yards, including a 4th quarter 34-yard catch, which set up the game-winning TD pass 2 plays later in the 27-26 victory in **game 9 at Ten. (11/12)**...Saw action in his 1st NFL game and recorded his **1st NFL reception** (9 yards) in the 27-0 victory in the **season opener at TB (9/10)**.

**COLLEGE:** Playing in 45 career games with 28 starts, Williams is one of the most accomplished WRs in Oregon history...He was a **2nd-team All-Pac 10** selection (*NFL Draft Report*) as a senior...He also stands among the elite on the school's all-time receiving charts - his 162 career receptions tied for 3rd in school annals, and his 2,660 yards are 4th all time...**Williams' 11 games with 100 or more yards receiving is an Oregon record**...He posted 20 career TD catches, good for 4th all time...**All-Pac 10 Conference 2nd-team** selection by *The NFL Draft Report* his senior season in 2005...His 10 scoring grabs as a senior tied Bobby Moore (Ahmad Rashad) and Tony Hartley's school record from 1969 and 1999, respectively...Redshirted as a true freshman in 2001...Majored in sociology.

**PERSONAL:** Attended football powerhouse De La Salle (Concord, CA) HS, where he was a 2-year starter at WR and CB...Was a *SuperPrep* All-American pick his senior season...Also named one of the top 4 seniors in the Bay Area by the *Contra Costa Times* and one of the top 22 prospects in the West by the *Las Vegas Sun*...As a senior, he reeled in 34 catches for 829 yards and 15 TDs and added 1 punt return for a TD...Demetrius was a personal shopper at the 2nd Annual Holiday Helpers event where teammates Derrick Mason, Samari Rolle and Kyle Boller provided \$150 gift certificates to under-

**PLAYERS**  
• 2007 REVIEW • HISTORY • RECORDS • GAME DAY



# 87 DEMETRIUS WILLIAMS

privileged children in the Baltimore area... Williams helped children buy gifts for themselves and their families in Dec. 2006...He also joined teammates at the Goodwill Gridiron Halloween Party, with all proceeds benefiting

Goodwill Industries of the Chesapeake in Oct. 2006...Williams joined teammates at *An Evening Ringside*, a charity boxing event benefiting the Jonathan Ogden Foundation in Nov. 2007...Full name: Demetrius Terrell Williams.

2007 Game-by-Game Ravens Receiving										
Date/Opp.	Rec.	Yds	Avg.	LG	TDs	Rushing				
						No.	Yds	Avg.	LG	TDs
9/10 @ Cin.	3	55	18.3	21	0	0	0	0.0	0	0
9/16 vs. NYJ	1	13	13.0	13	0	0	0	0.0	0	0
9/23 vs. Ari.	3	52	17.3	26	0	0	0	0.0	0	0
9/30 @ Cle.	5	63	12.6	17	0	0	0	0.0	0	0
10/7 @ SF	4	39	9.8	14	0	0	0	0.0	0	0
10/14 vs. STL	2	45	22.5	34	0	0	0	0.0	0	0
10/21 @ Buf.	1	18	18.0	18	0	0	0	0.0	0	0
11/5 @ Pit.	0	0	0.0	0	0	0	0	0.0	0	0
11/11 vs. Cin.	1	5	5.0	5	0	0	0	0.0	0	0
11/18 vs. Cle.	INACTIVE - ANKLE									
11/25 @ SD	INACTIVE - ANKLE									
12/3 vs. NE	INACTIVE - ANKLE									
12/9 vs. Ind.	INACTIVE - ANKLE									
12/16 @ Mia.	INACTIVE - ANKLE									
12/23 @ Sea.	INACTIVE - ANKLE									
12/30 vs. Pit.	INACTIVE - ANKLE									
<b>Totals</b>	<b>20</b>	<b>290</b>	<b>14.5</b>	<b>34</b>	<b>0</b>	<b>0</b>	<b>0</b>	<b>0.0</b>	<b>0</b>	<b>0</b>

2006 Game-by-Game Ravens Receiving										
Date/Opp.	Rec.	Yds	Avg.	LG	TDs	Rushing				
						No.	Yds	Avg.	LG	TDs
9/10 @ TB	1	9	9.0	9	0	0	0	0.0	0	0
9/17 vs. Oak.	1	9	9.0	9	0	0	0	0.0	0	0
9/24 @ Cle.	0	0	0.0	0	0	0	0	0.0	0	0
10/1 vs. SD	1	6	6.0	6	0	0	0	0.0	0	0
10/9 @ Den.	0	0	0.0	0	0	0	0	0.0	0	0
10/15 vs. Car.	1	35	35.0	35	0	0	0	0.0	0	0
10/29 @ NO	1	12	12.0	12	0	0	0	0.0	0	0
11/5 vs. Cin.	2	31	15.5	20	0	0	0	0.0	0	0
11/12 @ Ten.	4	75	18.8	34	0	0	0	0.0	0	0
11/19 vs. Atl.	1	7	7.0	7	0	0	0	0.0	0	0
11/26 vs. Pit.	1	7	7.0	7	0	0	0	0.0	0	0
11/30 @ Cin.	2	12	6.0	7	0	0	0	0.0	0	0
12/10 @ KC	1	33	33.0	33	0	0	0	0.0	0	0
12/17 vs. Cle.	2	100	50.0	77t	1	0	0	0.0	0	0
12/24 @ Pit.	2	45	22.5	25t	1	0	0	0.0	0	0
12/31 vs. Buf.	2	15	7.5	10	0	0	0	0.0	0	0
<b>Totals</b>	<b>22</b>	<b>396</b>	<b>18.0</b>	<b>77t</b>	<b>2</b>	<b>0</b>	<b>0</b>	<b>0.0</b>	<b>0</b>	<b>0</b>
<b>Playoffs</b>										
1/13/07 vs. Ind.	0	0	0.0	0	0	0	0	0.0	0	0
<b>Totals</b>	<b>0</b>	<b>0</b>	<b>0.0</b>	<b>0</b>	<b>0</b>	<b>0</b>	<b>0</b>	<b>0.0</b>	<b>0</b>	<b>0</b>

## DID YOU KNOW?

In his rookie year (2006), Demetrius Williams caught 2 passes totaling a even 100 yards in the Ravens? 27-12 victory over Cleveland. The total includes a career-long 77-yard TD reception, which was also 1 of 4 Raven pass plays of 60-or-more yards in 2006, all of which resulted in TDs.

## REGULAR SEASON

### RECEIVING

YEAR	TEAM	GP	GS	No.	Yds.	Avg.	LG	TD
2006	Baltimore	16	1	22	396	18.0	77t	2
2007	Baltimore	9	4	20	290	14.5	34	0
<b>Totals</b>		<b>25</b>	<b>5</b>	<b>42</b>	<b>686</b>	<b>16.3</b>	<b>77t</b>	<b>2</b>

### CAREER SINGLE-GAME HIGHS (regular season)

#### Receptions:

5 (9/30/07 at Cle.)

#### Yardage:

100 (12/17/06 vs. Cle.)

#### Long Gain:

77t (12/17/06 vs. Cle.)

#### Touchdowns:

1 2 times (last: 12/24/06 at Pit.)

## POSTSEASON

### RECEIVING

Year	Team	GP	GS	No.	Yds.	Avg.	LG	TD
2006	Baltimore	1	0	0	0	0.0	0	0
<b>Totals</b>		<b>1</b>	<b>0</b>	<b>0</b>	<b>0</b>	<b>0.0</b>	<b>0</b>	<b>0</b>

# 87 DEMETRIUS WILLIAMS



# 17 Wide Receiver — 2 Seasons

## MATT WILLIS

**HT: 5-11**  
**WT: 190**  
**COLLEGE: UCLA**  
**HS: SERVITE (ANAHEIM, CA)**  
**BORN: 4/13/84, LA PALMA, CA**  
**JOINED RAVENS: ROOKIE FREE AGENT, 2007**

**GAMES PLAYED/STARTED:** (2007, 5/0)  
**Total 5/0**

**TRANSACTIONS:** Matt Willis was signed to the Ravens' active roster on 11/14/07...Re-signed to Baltimore's practice squad on 10/10/07...Waived by the Ravens on 10/8/07...Signed to the Ravens' active roster from their practice squad on 10/6/07...Signed to Baltimore's practice squad on 9/2/07...Waived by the Ravens on 9/1/07...Originally signed with the Ravens as a rookie free agent on 5/4/07.

**PRO:** Speedy young receiver with good hands and toughness...Has a good work ethic and the ability to stretch the field with his big-play potential...Saw action in 5 games, posting 1 catch, good for 11 yards after making the Ravens as a rookie free agent in 2007.

**2007:** Played in 5 games and posted his 1st-career reception (game 13 vs. Ind.) when he was promoted to the 53-man roster midway through the season after signing as a rookie free agent in 2007...Converted his reception for a 1st down and posted 2 special teams tackles on the season...**2007 SEASON HIGHLIGHTS:** Saw action from scrimmage and on special teams, but did not record a reception or tackle in the 27-21 win in the **season finale vs. Pit. (12/30)**...Tied for the team lead (Gary Stills) with 2 special teams tackles in **game 15 at Sea. (12/23)**...Was active, but did not play in **game 14 at Mia. (12/16)**...Subbed from scrimmage and recorded his **1st-career reception** (11 yards for a 1st down), setting up a TD 2 plays later in **game 13**

vs. Ind. (12/9)...Was active, but did not play in **game 12 vs. NE (12/3)**...Played from scrimmage, but did not catch a pass in **game 11 at SD (11/25)**...**Saw action in his 1st-career game**, but did not record a reception in **game 10 vs. Cle. (11/18)**...Signed to the active roster from the practice squad on 11/14...Re-signed to the Ravens practice squad on 10/10...Waived on 10/8...Was active, but did not play in **game 5 at SF (10/7)**...Signed to the Ravens active roster from their practice squad on 10/6.

**COLLEGE:** Played only 2 years of football at UCLA after joining the team in Feb. 2005 during spring drills...Prior to playing football, Willis was on the track team from 2003-04...In the spring 2004, he competed in the 400-meter hurdles and qualified for the NCAA West Regionals...Played in 21 games (3 starts) in 2 years for the Bruins, finishing his career with 24 receptions for 248 yards and 3 TDs...Saw action in 13 games, starting 3 as a senior, hauling in 21 receptions for 219 yards (10.4 avg.) and 2 TDs...He also ran with the USA Junior National team at the Junior Pan Am Games in Barbaados and qualified for the NCAA West Regionals in 2003...Majored in sociology.

**PERSONAL:** Played football as a sophomore but did not compete as a junior or senior at Servite (Anaheim, CA) HS, concentrating on track and field...As a senior, he earned Junior All-America honors in the 400 meter hurdles...Also won the CIF Division III 300-meter hurdles championship and placed 2nd in the state meet...Full Name: Matthew Anthony Willis.

### REGULAR SEASON

#### RECEIVING

YEAR	TEAM	GP	GS	No.	Yds.	Avg.	LG	TD
2007	Baltimore	5	0	1	11	11.0	11	0
<b>Totals</b>		<b>5</b>	<b>0</b>	<b>1</b>	<b>11</b>	<b>11.0</b>	<b>11</b>	<b>0</b>


**SPECIAL TEAMS TACKLES (2):** 2007 (2)

#### CAREER SINGLE-GAME HIGHS (regular season)

**Receptions:**  
 1 (12/9/07 vs. Ind.)  
**Yardage:**  
 11 (12/9/07 vs. Ind.)

**Long Gain:**  
 11 (12/9/07 vs. Ind.)  
**Touchdowns:**  
 None

## 17 MATT WILLIS



73

MARSHAL  
YANDA

HT: 6-3

WT: 310

COLLEGE: IOWA

HS: ANAMOSA (IA)

BORN: 9/15/84, CEDAR RAPIDS, IA

JOINED RAVENS: DRAFT 3B (87TH), 2007

**GAMES PLAYED/STARTED:** (2007, 16/12)  
Total 16/12

**TRANSACTIONS:** Marshal Yanda was selected by the Ravens in the 3rd round as the 86th-overall pick in the 2007 NFL Draft. Yanda was the 2nd offensive lineman picked by Baltimore in 2007, following 1st-rounder Ben Grubbs (Auburn), who was the 29th-overall pick.

**PRO:** Experienced, smart and versatile athlete who saw action in 16 games as a rookie, including 12 starts...Helped protect Ravens QBs, allowing them time to complete a **franchise-record 341 passes** (61.2%) for 3,308 yards in 2007.

**2007:** Saw action in all 16 games, including 12 starts at RT as a rookie...Was 1 of 3 rookies to start along the O-line (most in the NFL) in 2007...Protected Ravens QBs, allowing them time to complete a **franchise-record 341 passes** (61.2%) for 3,308 yards and helped open holes, helping the Ravens rush for 1,797 yards and 11 TDs...**2007 SEASON HIGHLIGHTS:** Started at RT (Adam Terry, ankle) and helped the Ravens average 4.5 yards per carry (166 yards and 1 TD on 37 carries) and protected QB Kyle Boller, allowing him to post a 105.3 QB rating in **game 12 vs. NE (12/3)**...Started at RT and helped pave the way for the Ravens to average 5.6 yards per rush in **game 4 at Cle. (9/30)**...Also helped protect McNair, allowing him to complete 64.1% of his passes for 307 yards against the Browns...Started at RT and helped Baltimore average 4.3 yards per carry (30 att. for 129 yards) and protected Ravens QBs, allowing them to complete 75.6% of their passes for 281 yards and

1 TD in the 26-23 win in **game 3 vs. Ari. (9/23)**...Made his **1st-career NFL start** at RT and helped protect Kyle Boller, allowing him to complete 65.7% of his passes, in the 20-13 win in **game 2 vs. NYJ (9/16)**...The O-line did not allow a sack against the Jets.

**COLLEGE:** Started 25 games during his career, including 4 at LG, 5 at LT and 16 at RT...Yanda earned the team's **Hawkeye Hustle Award** for his performance in his 1st year at Iowa in 2005...Started the team's 1st 4 games at LG before shifting to RT for the rest of the campaign...Was a **3rd-team All-American** choice by *The NFL Draft Report* in 2006 and earned **2nd-team All-Big Ten** honors from the league's coaches...**All-Big Ten Conference 2nd-team** selection by *The NFL Draft Report* and the league's coaches as a senior...Joined the team for spring practices after enrolling at Iowa in February 2005...**JUNIOR**

**COLLEGE:** Attended North Iowa Area (Mason City, IA) Community College in his 1st 2 years (2003-04)...The 2-year starter lined up mostly at LG as a freshman and at RT during his sophomore campaign...Earned All-Region honors in consecutive seasons and was an **honorable mention All-American** as a sophomore...Was an economics major.

**PERSONAL:** Was a 1st-team All-Conference selection as a senior and junior at Anamosa (IA) HS...He served as team captain his senior season, earning 3 letters as an OT and DT...He added a pair of letters in track and field, tossing the discus and shot put, and lettered twice in basketball...Full name: Marshal John Yanda.


### RAVENS ROOST EXTRA EFFORT AWARD

The award is given each year by the Ravens Roost #7 (Hagerstown, Md.), to a Ravens? player who worked hard all season, providing an extra effort on the field. The recipients have stepped up in the clutch and performed when a teammate was hurt and have always exerted full effort when on the field.

#### RAVENS WINNERS

1996 - TE Brian Kinchen	2002 - LB Edgerton Hartwell
1997 - S Bennie Thompson	2003 - NT Kelly Gregg
1998 - DE Michael McCrary	2004 - QB Kyle Boller
1999 - FB Charles Evans	2005 - DE Jarret Johnson
2000 - S Corey Harris	2006 - TE Daniel Wilcox
2001 - WR Brandon Stokley	2007 - G Ben Grubbs

5

**JOE  
FLACCO**
**HT: 6-6  
WT: 230**
**COLLEGE: DELAWARE**
**HS: AUDOBON (NJ)**
**BORN: 1/16/85, VOORHEES, NJ**
**JOINED RAVENS: DRAFT 1 (18TH), 2008**


**PRO:** Joe Flacco was the 18th-overall selection (1st round) of the 2008 NFL Draft...“He’s big, which is important,” said director of college scouting Eric DeCosta. “He’s played in some bad weather, which we like. He’s got a rocket arm and he’s highly accurate. We love the kid and he’s very smart. He took Delaware to the national championship game and played in the Senior Bowl. He did well. He passed every test. Joe was the guy that separated himself from the other guys...”Flacco is just the 2nd quarterback tabbed in the 1st round in Ravens history... Became just the 2nd NCAA Division I FCS (formerly I-AA) QB ever selected in the 1st round and the 1st since retired Ravens QB Steve McNair was the 3rd-overall pick out of Alcorn State by Tennessee in 1995.

**COLLEGE:** Earned *1st-team All-American* honors from *The NFL Draft Report* and *Pro Football Weekly* as a senior...Started all 26 games in which he played at Delaware after transferring from Pittsburgh...In just 2 seasons, *Flacco set 20 University of Delaware records, including career records for completions (595), attempts (938) and season records for completions (331), attempts (521) and yards (4,263)*...He also holds Delaware career marks for *yards passing per game (284.2), 200-yard passing games (13), 300-yard passing games (7), total plays (585), total offense (4,285), and total offense per game (285.7)*...*Flacco holds game records for completions (40) and attempts (51), consecutive pass attempts without an INT (212), yards passing per game (271.0), 200-yard passing games (21), consecutive 200-yard passing games (15), 300-yard passing games (11), pass completion pct. (.634), and total offense per game (273.9)*...He finished his career ranked No. 2 all time at Delaware in career passing yards (7,046)...He also tossed 41 TDs against just 15 INTs and rushed for 76 yards and 9 TDs for the Blue Hens...Is one of 3 QBs in Atlantic Ten Conference/CAA history to throw for at least 4,000 yards in a single season...Majored in accounting...Flacco became the 4th Delaware QB and the school’s highest NFL draft pick ever.

**2007: (Delaware)** Earned *1st-team All-American* honors from *The NFL Draft Report* and *Pro Football Weekly* and was a 3rd-team

honoree from *The Sports Network*...Named *ECAC All-East Player of the Year* and *CAA Co-Offensive Player of the Year*...Was also an *All-Eastern College Athletic Conference* and *All-Colonial Athletic Association 1st-team pick* after leading his team to a 11-4 record and a berth in the NCAA Division I Football Championship Subdivision national championship game before falling to 3-time national champion Appalachian State...The Blue Hens defeated Delaware State, top-ranked and undefeated Northern Iowa, and No. 3 seed Southern Illinois in postseason to advance...Team finished season ranked No. 2 in the final *The Sports Network, College Sporting News*, and AFCA Coaches Top 25 polls...Started all 15 games and connected on 331 of 521 passes (63.5%) for a *school-record 4,263 yards*, 23 TDs and just 5 INTs...Posted 2 400-yard performances as a senior...*Set school records for completions (331), attempts (521), yards (4,263), passing yards per game (284.2), 200-yard passing games (13), 300-yard passing games (7), total plays (585), total offense (4,285), and total offense per game (285.7)*...*Went a school-record 212 straight passes without an INT* to close out his career...Also picked up 22 yards and scored 3 TDs on the ground...Threw for a *career-high 434 yards* and *4 TDs* on 30 of 41 passing against Navy.

**2006: (Delaware)** Earned the starting job at QB and started all 11 games, throwing for 2,783 yards and 18 TDs on 264-of-417 passing after transferring from Pittsburgh...Set then-school records for passes completed in a season (264), *pass attempts in a game – 51 vs. Towson, 300-yard passing games in a season (4), and total offense per game (257.9)*...Led an offense that averaged 253 passing yards per game (2nd in A-10; 9th in NCAA), 26.3 points per game (4th in the A-10) and 356.6 total yards per game (5th in the A-10, 30th in NCAA)...The 253 passing yardage average was the 3rd-highest in school history...Threw for over 300 yards 4 times...Posted the 2nd-best all-time totals for completions in a game (32 vs. Towson) and pass attempts in a season (417).

**2005: (Delaware)** Participated in fall drills after transferring from Pittsburgh in August, but did not see game action.

## 5 JOE FLACCO

**2004: (Pittsburgh)** Saw action in 3 games as a backup QB and completed 1 of 4 passes for 11 yards for the Panthers...Also punted 1 time for 25 yards...Saw action vs. Ohio and Nebraska but did not throw a pass...Played in the 4th quarter against South Florida, completing 1 of 4 passes for 11 yards.

**2003: (Pittsburgh)** Redshirted as a freshman at Pittsburgh.


**HIGH SCHOOL, PERSONAL:** Prepped at Audubon (NJ) HS and was a 2-time New Jersey All-Group II, All-South Jersey and All-Colonial Conference 1st-team honoree...Named the

Colonial Conference Athlete of the Year and South Jersey Touchdown Club Offensive Back of the Year as a senior...Was a 3-year starter at QB, throwing for 5,137 yards (4th-most in South Jersey history)...Threw for 2,020 yards as a senior, including a single-game South Jersey record 471 as a senior...Was a South Jersey Touchdown Club 1st-team All-Academic honoree, and the *Courier Post* Scholar Athlete of the Year...Also played basketball and baseball, leading his team to the state baseball title...Flacco's father, Stephen, played football and baseball at the University of Pennsylvania (1979-83)...Full name: Joseph Vincent Flacco.

### COLLEGE STATISTICS


PASSING Year	Team	GP	GS	Att.	Comp.	Pct.	Yds.	Avg./Att.	TD	INTs	LG
2003	Pittsburgh										
-REDSHIRT YEAR-											
2004	Pittsburgh	3	0	4	1	25.0	11	2.75	0	0	11
2005	Delaware										
-TRANSFERRED TO DELAWARE-											
2006	Delaware	11	11	417	264	63.3	2,783	6.67	18	10	59
2007	Delaware	15	15	521	331	63.5	4,263	8.18	23	5	84
<b>Totals</b>		<b>29</b>	<b>26</b>	<b>942</b>	<b>596</b>	<b>63.3</b>	<b>7,057</b>	<b>7.49</b>	<b>41</b>	<b>15</b>	<b>84</b>

## 5 JOE FLACCO



GM Ozzie Newsome and his personnel staff selected QB Joe Flacco out of Delaware as the Ravens' overall pick in the 2008 NFL Draft. Flacco was evaluated by director of college scouting, Eric Decker, as one of the highest-rated players listed on the board at the time of Baltimore's pick. Flacco is pictured above in the red jersey at one of the spring OTAs.





39

RAY  
RICE

HT: 5-8

WT: 205

COLLEGE: RUTGERS

HS: NEW ROCHELLE (NY)

BORN: 1/22/87, NEW ROCHELE, NY

JOINED RAVENS: DRAFT 2 (55TH), 2008

**PRO:** Ray Rice was the 55th-overall selection (2nd round) of the 2008 NFL Draft...“I think he’s our kind of guy,” Ravens head coach John Harbaugh stated. “That’s high character, he’s tough, rough and loves to play football. He’s from a great family. He’s a playmaker – and not just a one-play playmaker – but he’s a durable playmaker. He’s done it for a long time. He had a lot of carries at Rutgers. He’s proven.”

**COLLEGE:** *Two-time All-America 2nd-team honoree and 2007 Doak Walker Award finalist*...Rice decided to forgo his senior season at Rutgers and enter the NFL Draft...In 38 career games for the Scarlet Knights, Rice set *all-time school rushing records with 910 attempts for 4,926 yards (5.4 avg.), 49 TDs and a long run of 90 yards*...Rice is the 1st player in program history to rush for over 1,000 yards in 3 seasons...His *string of 8 consecutive 100-yard rushing games to close out 2007 set another school record, while his total of 25 100-yard games and 6 200-yard rushing performances are also all-time Rutgers records*...Rice’s 49 TD runs are topped only by Lee Suggs of Virginia Tech (53, 1999-2002) in Big East history...Was a communications major at Rutgers.

**2007:** *All-America 2nd-team* selection by *The NFL Draft Report, The Sporting News, Walter Camp Football Foundation, Associated Press and Sports Illustrated*, adding 1st-team honors from *Rivals.com*...Was a *Doak Walker Award finalist (nation’s top RB), Maxwell Award (country’s top player) semi-finalist and 1st-team All-Big East* performer...Became the 1st player in Rutgers’ 138-year history to rush for over 1,000 yards in 3 consecutive seasons, setting Big East and school records with 2,012 yards on 380 attempts...Also set a *Scarlet Knights’ record with 24 rushing TDs* and finished 3rd nationally with an average of 154.8 ground yards per game...Tied his own school record set in 2006 with 10 100-yard rushing performances...Exploded for a school-record 280 yards vs. Ball State in the 2008 International Bowl, a mark that ranks as the 3rd most yards in Big East Bowl history...Also ran for 4 TDs in

that game, including a 90-yard scoring scamper. **2006:** *Second-team All-America* selection by *The NFL Draft Report, Walter Camp Football Foundation, Associated Press, The Sporting News, Sports Illustrated* and *Rivals.com*...Also earned *All-Big East Conference 1st-team* honors en route to being named a *finalist for the Maxwell Award (nation’s top player)* and *Rutgers team MVP*...Started 9 of 13 games in which he played, leading the conference and ranking 3rd nationally with a then-school record 1,794 yards and 20 TDs on 335 carries...His rushing yards set a Big East record, topping former Miami Hurricane and current Ravens RB Willis McGahee’s 1,753 yards in 2002...Rice ranked 5th in the country in scoring with 120 points and finished 11th nationally with 1,824 all-purpose yards...Became only the 3rd player in Rutgers annals to record back-to-back 1,000-yard seasons...Also became the 1st player in school history to record 4 career 200-yard games, all of which occurred on the road.

**2005:** Appeared in 12 contests as a true freshman and earned *Freshman All-America* honors from *The Sporting News*...Ranked 4th in the Big East Conference and led the team with a freshman season-record 1,120 yards on 195 carries (5.7 avg.)...Produced 1,185 all-purpose yards, an average of 98.7 yards per game.

**HIGH SCHOOL, PERSONAL:** Attended New Rochelle (NY) HS, where he was named to Madison Square Garden’s All-Heisman Team, was an All-State 1st-team choice and garnered team offensive MVP honors as a senior...In his final prep campaign, he carried 112 times for 1,192 yards (10.6 avg.) and 31 TDs...As a junior, Rice piled up 1,332 yards and 21 scores on the ground...Also played point guard for the basketball team, leading his school to the state finals in 2003-2004...Regularly volunteers tutoring special education children at the Henry Barnard School in New Rochelle, where his mother teaches...During the summers, he has been a camp counselor for the parks and recreation department...Full name: Raymell Maurice Rice.

### Did You Know?

RB Ray Rice had a string of 8 consecutive 100-yard games to close out 2007, giving him 25 100-yard games in his Rutgers career. He also posted 3 consecutive 1,000-yard season 1st player in school history to accomplish that feat.

# 39 RAY RICE

## COLLEGE STATISTICS


### RUSHING

Year	School	GP	GS	No.	Yds.	Avg.	LG	TD
2005	Rutgers	12	5	195	1,120	5.7	58t	5
2006	Rutgers	13	9	335	1,794	5.4	63t	20
2007	Rutgers	13	13	380	2,012	5.3	90t	24
<b>Totals</b>		<b>38</b>	<b>27</b>	<b>910</b>	<b>4,926</b>	<b>5.4</b>	<b>90t</b>	<b>49</b>

### RECEIVING

Year	School	GP	GS	No.	Yds.	Avg.	LG	TD
2005	Rutgers	12	5	8	65	8.1	26	0
2006	Rutgers	13	9	4	30	7.5	13	0
2007	Rutgers	13	13	25	239	9.6	22	1
<b>Totals</b>		<b>38</b>	<b>27</b>	<b>37</b>	<b>334</b>	<b>9.0</b>	<b>26</b>	<b>1</b>

39 RAY RICE



**49** Inside Linebacker – Rookie

**TAVARES  
GOODEN**

**HT: 6-1**

**WT: 235**

**COLLEGE: MIAMI**

**HS: ST. THOMAS AQUINAS (FT. LAUDERDALE, FL)**

**BORN: 10/7/84, FT. LAUDERDALE, FL**

**JOINED RAVENS: DRAFT 3A (71ST), 2008**

**PRO:** Tavares Gooden was the 71st-overall selection (3rd round) in the 2008 NFL Draft...“Anytime you get a player from the Miami Hurricanes, you know you’re getting someone who loves the game, who runs to the football and who knows and understands how to play the game,” said Ravens general manager Ozzie Newsome. “It gives us depth, but it helps us on special teams right away.”

**COLLEGE:** In 49 games at Miami, Gooden started 9 contests at weak-side LB, 5 on the strong-side and 11 at MLB (25 total)...He recorded 216 tackles (118 solo) with 1 sack, 11 TFL (-24 yards) and 8 QB pressures...He had 1 FF and 3 FRs for a total of 19 yards in returns...He added 9 PD and gained 35 yards on his only INT return...Graduated from Miami in May 2007 with a double major in Liberal Arts and Criminology.

**2007:** Gooden shifted to MLB, starting all 12 while leading the team with a *career-high 100*

*tackles* (60 solo), including 3 TFL (-6 yards)...Recovered 3 fumbles, advancing 1 19 yards...Deflected 3 passes and returned an INT 35 yards...Led a unit that allowed 345.9 yards in total offense and 133.8 rushing yards per game...Had at least 10 tackles in 4 games...Tallied a *career-high 14 tackles* (7 solo) and 1 PD vs. Oklahoma...Posted another *career-high 14 tackles* (12 solo), 1 TFL and 1 FR against Duke...Helped hold the Blue Devils to 61 rushing yards on 37 carries (1.6 avg.).

**2006:** Played in 11 games, starting at strong-side LB vs. Florida State, Duke, Georgia Tech and Virginia Tech...Was actually slated as a starter in the other 7 games in which he played, but Miami opened those contests with an extra DB in their nickel package...Finished with 36 tackles (23 solo) and 2.5 TFL (-5 yards) on the season...Added 3 QB pressures and 3 PD.

**2005:** Received a medical redshirt (shoulder).

**2004:** Played in 12 games, starting the 1st 9 at

## 49 TAVARES GOODEN

weak-side OLB, before coming off the bench in the final 3 contests vs. Virginia, Wake Forest and Virginia Tech due to a left shoulder sprain suffered in the Clemson clash...Totaled 68 tackles (28 solo), 1 sack (-3 yards), 5.5 TFL (-13 yards), 5 QB pressures and 3 PD on the year...Made his 1st-career start in the season opener vs. FSU and recorded 5 tackles...Started at Houston and registered 12 tackles, as well as 3 TFL and 1 PD...Scored 1 TD on a punt blocked in a 38-13 victory...Posted a season-high 13 tackles vs. North Carolina.

**2003:** Played in all 13 games behind D.J. Williams at weak-side LB, seeing most of his action on special teams.

**HIGH SCHOOL, PERSONAL:** Attended St. Thomas Aquinas (Ft. Lauderdale, FL) HS...Regarded as one of Florida's top players as a junior and senior...Two-time Class 4A All-State selection, adding 1st-team All-Broward County honors at DE in 2002...As a senior, Gooden registered 87 tackles, 12.5 sacks and 3 FFs...Added 26 tackles with 4 sacks and 8 TFL as a LB...Also saw action as a FB during his junior campaign...Also excelling in track, he was the 2002 state champion in the discus at 181'0" (personal best was 197 feet) and added personal bests of 20'1" in the long jump and 6'8" in the high jump.


### COLLEGE STATISTICS

YEAR	SCHOOL	GP	GS	TACKLES				YARDS	INTERCEPTIONS					FUMBLES			
				TT	SOLO	ASST	SK		No	Yds	Lg	TDs	PD	FF	FR	Yds	
2003	Miami	13	0	10	6	4	0	0	0	0	0	0	0	0	0	0	0
2004	Miami	12	9	83	23	60	0.5	2	0	0	0	0	3	0	0	0	0
2005	Miami	1	1	3	1	2	0	0	0	0	0	0	0	0	0	0	0
2006	Miami	11	5	41	27	14	0	0	0	0	0	0	2	0	0	0	0
2007	Miami	12	12	119	85	34	0	0	1	35	35	0	4	0	3	19	
<b>Totals</b>		<b>49</b>	<b>22</b>	<b>256</b>	<b>142</b>	<b>114</b>	<b>0.5</b>	<b>2</b>	<b>1</b>	<b>35</b>	<b>35</b>	<b>0</b>	<b>9</b>	<b>0</b>	<b>3</b>	<b>19</b>	

## 49 TAVARES GOODEN



Ravens head coach John Harbaugh made the 1st of many speeches he'll give to the players after the draft. Harbaugh was named the head coach on Jan. 19, 2008. After the April draft, the Ravens hired a number of OTAs (organized training activities). Prior to coming to Baltimore, John was the offensive line coach for Philadelphia, and in 2007, he was the Eagles' secondary coach. Behind coach Harbaugh are TE's Todd Heap (86) and Daniel Wilcox (83).



25

**TOM  
ZBIKOWSKI**
**HT: 5-11****WT: 215****COLLEGE: NOTRE DAME****HS: BUFFALO GROVE (IL)****BORN: 5/22/85, PARK RIDGE, IL****JOINED RAVENS: DRAFT 3B (86TH), 2008**

**PRO:** Tom Zbikowski was the 86th overall selection (3rd round) of the 2008 NFL Draft...“Tom Zbikowski is physical, fast and can run to the football,” said Ozzie Newsome, general manager. “We talked about getting bigger and faster in this draft, and Tom has all that. He can be a backup returner for us, and that was an area where we got hit pretty hard last year. We feel like we’ve added some really good depth. In three or four years, he could become a starter.”

**COLLEGE:** A 2-time team captain for the Fighting Irish who helped guide a secondary that ranked 3rd in the nation, allowing only 161.6 passing yards per game in 2007...Started 48 consecutive games and holds the *school DB career-tackles record with 300* (165 solo)...Also posted 2 sacks (-18 yards) and 6 TFL (-25 yards)... Scored 7 career TDs: 3 punt returns (tied a school career record), 2 INT returns (tied a school season record) and 2 FRs...Zbikowski had 7 FFs and 4 FRs, returning 2 for 100 yards and 2 TDs...Tied for most career PRs (3) for a TD in school history with 4 others...Also tied for 1st in career FRs for a TD (with Tony Driver)...Posted 8 PD and 8 INTs for 199 yards in returns (24.9 avg) and 2 TDs...Gained 757 yards on 66 career PRs (11.5 avg.), including 3 TDs...Graduated in May 2007 from Notre Dame, with degrees in sociology and computer applications.

**2007:** Semi-finalist for the Jim Thorpe Award, given to the nation’s top defensive back...Named to the American Football Coaches Association Good Works Team...In one of the worst seasons ever by a Notre Dame team, helped guide a secondary that ranked 2nd in the nation...Ranked 5th on the squad with a *career-high 80 tackles* (42 solo) and 1 sack, as the team captain... Started all 12 contests at SS...Highlights included 1 FF on an 8-yard sack that Notre Dame recovered at the UCLA 1-yard line... Closed out his college career with a 43-yard INT return, plus 64 yards on 4 PRs and 9 tackles against Stanford.

**2006:** All-American 2nd-team choice by the Walter Camp Foundation, adding 3rd-team honors from the *Associated Press*...Served as 1 of 3 team captains...Started 12 games at SS and finished 3rd on the team with 79 tackles (44 solo)...Had 1 TFL and 2 QB pres-

ures...Advanced a FR 25 yards for a TD and posted 1 FF...Tallied a *career-high 14 tackles* vs. Navy and posted 7 tackles vs. North Carolina, returning 3 punts for 69 yards, one a 52-yarder for a TD.

**2005:** All-American 3rd-team choice by the *Associated Press*...One of 4 recipients of the Nick Pietrosante Award, presented to the Notre Dame player who best exemplifies the courage, loyalty, teamwork, dedication and pride shown by the late Irish All-American FB...Accounted for 4 TDs on returns (2 INT returns and 2 PRs)...Started all 12 games at SS, and ranked 4th on the team with 71 tackles (42 solo) and a team-best 5 INTs for 136 yards (27.2 avg.), including 2 scores...Ranked 13th in the nation with 27 PRs for 379 yards (14.0 avg.) and 2 TDs...Had a huge game vs. Tennessee, returning a punt for a score (78 yards) and 1 INT for 1 TD (33 yards), while making 9 tackles and registering 1 sack (-10 yards)...Returned 1 INT 83 yards for 1 TD to seal Notre Dame’s 49-23 win over BYU and also posted 8 tackles (4 solo)...Returned a punt 60 yards for a TD vs. USC, to give the Irish a 21-14 lead in the 2nd quarter, while also making 6 tackles (5 solo)...Made a crucial INT of a Michigan pass deep in Notre Dame territory to end a Wolverine scoring threat in the 2nd period of the 17-10 Irish win...Totaled 8 tackles (3 solos), 1 INT and 1 PD in the season-opening 42-21 win at Pittsburgh...Registered 9 tackles (4 solo) vs. Ohio State in the Fiesta Bowl.

**2004:** Took over SS duties, starting all 12 games...Recorded 70 tackles (37 solo) with 2.5 TFL (-5 yards) and 2 FF...Was named Walter Camp Defensive Player of the Week, following his performance at Michigan State, when he had a team-high 9 tackles and 1 FF, which he returned for a 75-yard TD...Also grabbed an INT that he returned for 22 yards to set up another Irish score...Led the team with 7 tackles (5 solo) vs. Oregon State in the Insight.com Bowl.

**2003:** Did not see playing time while redshirting his freshman season.

**HIGH SCHOOL, PERSONAL:** Attended Buffalo Grove (IL) HS...Earned *USA Today* 1st-team All-American honors and was named Chicago Area Player of the Year as a senior by the *Chicago Sun-Times*...Gatorade Player of the



## 25 TOM ZBIKOWSKI

Year for Illinois...Named to the Illinois All-State team by the *Chicago Tribune*, *Chicago Sun-Times* and *Champaign News-Gazette*...Selected Great Northwest Defensive Player of the Year by the *Pioneer Press*, when he set Buffalo Grove career records for points scored (274), TDs (45), rushing attempts (406), rushing yards (2,013) and passing attempts (484)...Three-year starter at QB and safety, who also returned punts and kickoffs...As a senior in 2002, he threw for 1,382 yards and 11 TDs, rushed for 1,287 yards and 23 scores (Buffalo Grove single-season record), adding 41 tackles and 3 INTs at safe-

ty...Was a sprinter on the school track team...Set 11 school records in track and field, including the 100 meters at 10.4 seconds...Zbikowski was a nationally-ranked boxer who has competed in the Golden Gloves since age 9, achieving a 60-13 amateur record...A Silver Gloves national finalist from 1998-2000...Was named Regional Boxer of the Year...Made his professional boxing debut on 6/10/06, in Madison Square Garden in New York City, knocking out Robert Bell in 49 seconds...Sister, Kristen, played softball at Ohio University. Pronounced: Zih-Bih-KOW-skee...Full name: Thomas Michael Zbikowski.


### COLLEGE STATISTICS

Year	School	GP	GS	TT	TACKLES				INTERCEPTIONS				FUMBLES				
					Solo	Asst	SK	Yards	No	Yds	Lg	TDs	PD	FF	FR	Yds	
2003	Notre Dame																
-REDSHIRT SEASON-																	
2004	Notre Dame	12	12	70	37	33	0	0	1	22	22	0	1	2	1	75t	
2005	Notre Dame	12	12	71	42	29	1	10	5	136	83t	2	4	1	0	0	
2006	Notre Dame	12	12	79	44	35	0	0	0	0	0	0	2	1	1	25t	
2007	Notre Dame	12	12	80	42	38	1	8	2	41	24	0	1	3	2	0	
<b>TOTALS</b>		<b>48</b>	<b>48</b>	<b>300</b>	<b>165</b>	<b>135</b>	<b>2</b>	<b>18</b>	<b>8</b>	<b>199</b>	<b>83t</b>	<b>2</b>	<b>8</b>	<b>7</b>	<b>4</b>	<b>75t</b>	

### PUNT RETURNS

Year	Team	GP	GS	No.	Yds.	Avg.	LG	TD	KICKOFF RETURNS					
									No.	Yds.	Avg.	LG	TD	
2003	Notre Dame													
-REDSHIRT SEASON-														
-DID NOT PLAY ON SPECIAL TEAMS-														
2005	Notre Dame	12	12	27	379	14.0	78t	2	1	-10	-10.0	-10	0	
2006	Notre Dame	12	12	16	144	9.0	52t	1	5	107	21.4	28	0	
2007	Notre Dame	12	12	23	234	10.2	60	0	0	0	0.0	0	0	
<b>Totals</b>		<b>48</b>	<b>48</b>	<b>66</b>	<b>757</b>	<b>11.5</b>	<b>78t</b>	<b>3</b>	<b>6</b>	<b>97</b>	<b>16.2</b>	<b>28</b>	<b>0</b>	

## 25 TOM ZBIKOWSKI



Safety Tom Zbikowski is a 2-time team captain for Notre Dame who helped guide a secondary that ranked 3rd in the nation, allowing only 161.6 passing yards per game in 2007. Tom started 48 consecutive games and holds the school safety career-tackles record with 300 (165 solo).



64

ONIEL  
COUSINS

HT: 6-4

WT: 310

COLLEGE: UTEP

HS: EASTSIDE CHRISTIAN (FULLERTON, CA)

BORN: 6/29/84, FULLERTON, CA

JOINED RAVENS: DRAFT 3C (99TH), 2008




**PRO:** Oniel Cousins was round (99th overall) of the 2008 NFL Draft... "We were happy to draft Oniel Cousins," stated Ravens director of college scouting Eric De-Costa. "Oniel's an outstanding athlete, a right tackle, primarily, and a great prospect. We think he's got a lot of upside and should develop over time. He probably needs to get a little stronger, but the tools are there. He's got great feet, he's a great kid. He's a worker. He's got the right temperament. He's a nasty player, and we think he'll compete right away at the right tackle spot. We feel good about him."

**COLLEGE:** Earned *All-Conference USA 1st-team*

honors and Super Sleeper pick by the *NFL Draft Report* as a senior...Started 24 career games for the Miners at both RT and LT...Became the 1st Miner to grade over 90% for blocking consistency in 3 different games in a single season as a senior...Helped the Miners lead Conference USA in passing offense, ranking 5th in the nation at 312.8 ypg as a junior...Was a multidisciplinary studies major.

**2007: First-Team All-Conference USA** selection and Super Sleeper pick by the *NFL Draft Report* in his final year for the Miners, starting all 12 games at RT...Was an integral part of an O-line that helped UTEP to average 422.9 total yards and 33.6 points per game (26th nationally), including tying a school record with 40-plus points in 5 games...With Cousins at tackle, UTEP set a school record with 5,074 yards of offense, and he paved the way for the Miners to average 147.7 rushing yards per game (compared to 58.6 in 2006)...Cousins helped protect QB Trevor Vittatoe, allowing him to set freshman school records in passing yards (3,101) and passing TDs (25), as well as helping RB Marcus Thomas tie the UTEP record with 7 100-yard



Oniel Cousins earned *All-Conference USA 1st-team* honors and *Super Sleeper* pick by the *NFL Draft Report*.

drafted in the 3rd rushing games...The

Miners bulled their way to 400-plus yards on 8 occasions, including over 500 in 3 games on the season...Became the 1st Miner to grade over 90% for blocking consistency in 3 different games in a single season (New Mexico, New Mexico State and SMU).

**2006:** Appeared in all 12 games, starting 8 contests at LT...Helped the Miners lead Conference USA in passing offense, ranking 5th in the nation at 312.8 ypg and 18th in passing efficiency (149.3)...He also helped UTEP lead C-USA in passing offense... The Miners scored 30-plus points in 6 games and had over 400 yards of

offense on 5 occasions - including a season-high 537 versus New Mexico State...Protected UTEP's QBs, allowing them to toss 290 completions for 3,754 yards and 29 TDs, all school records.


**2005:** Switched from the DL to OL in the spring...Saw action in 8 games as a reserve tackle.

**2004:** Saw action in 2 games at DT...Posted his 1st-career tackle against New Mexico State

**2003:** Redshirted as a freshman.

**HIGH SCHOOL, PERSONAL:** Was a 3-year varsity letterwinner at Eastside Christian (Fullerton, CA) HS...First-team All-CIF defensive lineman and team defensive MVP as a senior...Also earned All-CIF honors as a defensive lineman as a junior and an honorable mention All-CIF as a sophomore...Recorded 108 tackles, 10 sacks and 2 FRs as a senior...Recorded double-digit stops in 5 games...Split time on the O-line, D-line and at MLB as a senior...Received academic awards as a member of the football and basketball teams...Also earned All-CIF and All-Conference Southern Section as a basketball player...Full name: Oniel Theodore Cousins.

81

MARCUS  
SMITHHT: 6-1  
WT: 215

COLLEGE: NEW MEXICO

HS: MORSE (SAN DIEGO, CA)

BORN: 1/11/85, SAN DIEGO, CA

JOINED RAVENS: DRAFT 4A (106TH), 2008

**PRO:** Marcus Smith was the 106th-overall selection (4th round) of the 2008 NFL Draft... "Marcus Smith is an inside guy, primarily a slot receiver," Eric DeCosta, director of college scouting stated. "He's got good size. He's a tough guy, blocks really well, catches the ball in traffic and is very physical. We felt like we wanted to bring a physical receiver and a bigger guy in here to compete for balls inside the numbers. He's done great on special teams, been a core on special teams and an outstanding gunner at New Mexico. I think he can compete and add a lot of value to the team."

**COLLEGE:** Earned *1st-team All-MWC* honors at WR as a senior... Originally began his career at RB... Started in 25 of 49 career games at New Mexico, catching 153 passes for 2,073 yards and 13 TDs... Also performed as a KOR specialist, totaling 1,353 yards on 68 returns in his career... Smith finished with 3,749 all-purpose yards, ranked 7th in UNM history with 2,073 receiving yards... His 153 catches stand 4th in Lobos annals... Majored in criminology.

**2007:** A *1st-team All-MWC* honoree and team captain, he led the conference and tied for 14th in the nation with a *school-record 91 catches*... His 1,125 receiving yards ranked as the 5th most in New Mexico history, while adding 4 TDs and 50 1st downs... Played an integral role on special teams, returning 28 KORs for 653 yards (23.3 avg)... Ranked 3rd in the league with 1,809 all-purpose yards, posting at least 100 all-purpose

yards in 10 contests... Was nominated for the FedEx Orange Bowl Courage Award after his sensational play against Arizona for his perseverance after facing the untimely death of his mother, Sheila, on 9/16/07.

**2006:** Earned *All-MWC honorable mention* honors while playing in 13 contests (12 starts)... Finished 2nd on the team and 3rd in the MWC with 53 catches for 859 yards (16.2 avg.) and 9 TDs... On special teams, he posted 4 solo tackles and totaled 335 yards on 18 KORs (18.6 avg.)... Finished the season with 1,216 all-purpose yards.

**2005:** Was listed on the depth chart at WR, but played mostly in the backfield and on special teams... Tallied 8 tackles (3 solo) and rushed 23 times for 124 yards (5.4 avg.), including 2 TDs.

**2004:** Saw action in 12 games, he played mostly on special teams... Compiled 13 special teams tackles (11 solo) on the season... Also rushed 14 times for 146 yards and 2 TDs.

**HIGH SCHOOL, PERSONAL:** Prepped at Morse HS... Did not play football until his sophomore year... Garnered 1st-team All-Western League honors at RB and 2nd-team accolades at FS as a senior... Gained more than 1,800 yards and 30 TDs during his final 2 years, including 1,000 yards receiving and 19 scores as a senior... Lettered in track and field... Full name: Marcus Anthony Smith.

## COLLEGE STATISTICS

## RECEIVING

Year	School	GP	GS	No.	Yds.	Avg.	LG	TD
2004	New Mexico	12	0	3	33	11.0	14	0
2005	New Mexico	11	0	6	56	9.3	26	0
2006	New Mexico	13	12	53	859	16.2	61t	9
2007	New Mexico	13	13	91	1,125	12.4	66t	4
Totals		49	25	153	2,073	13.5	66t	13

## RUSHING

Year	School	GP	GS	No.	Yds.	Avg.	LG	TD
2004	New Mexico	12	0	14	146	10.4	65	2
2005	New Mexico	11	0	23	124	5.4	15	2
2006	New Mexico	13	2	7	22	3.1	9	0
2007	New Mexico	13	13	10	31	3.1	9	1
Totals		49	25	54	323	6.0	65	5

## KICKOFF RETURNS

Year	School	GP	GS	No.	Yds.	Avg.	LG	TD
2004	New Mexico	12	0	15	232	15.5	39	0
2005	New Mexico	11	0	7	133	19.0	26	0
2006	New Mexico	13	2	18	335	18.6	30	0



76

DAVID  
HALE

HT: 6-6

WT: 315

COLLEGE: WEBER STATE

HS: FAIRFIELD CENTRAL (FAIRFIELD, SC)

BORN: 3/3/83, PLAIN CITY, UT

JOINED RAVENS: DRAFT 4B (133RD), 2008

**PRO:** David Hale was the 133rd overall selection (4th round) of the 2008 NFL Draft...“David Hale was one of our ‘Red Star’ guys this year,” said Eric DeCosta, Ravens director of college scouting. “David is a right tackle who can play tackle and guard. He’s a very physical, mean, tough, nasty guy, in the same mold as a guy like [current Raven G/T] Marshal Yanda and [former Raven T] Tony Pashos. He’s that type of player – a very physical, in-the-trenches-type guy. I think he projects very well inside and at right tackle, and we feel very good about David.”

**COLLEGE:** A 3 1/2-year starter at RT, who played in 44 career games, starting 36 straight...Hale earned 1st-team All-Big Sky Conference honors in 2006 and 2007...Earned honorable mention All-Big Sky Conference honors in 2004...Hale was a 4-year letterman...His junior and senior seasons, he keyed an O-line which allowed RB Trevyn Smith to rush for over 1,000 yards each season...Smith was the Big Sky’s individual rushing leader in both 2006 and 2007...Majored in criminal justice and law enforcement.


**2007:** WSU’s O-line allowed just 12 sacks in 11 games, en route to Hale being named 1st-team All-Big Sky Conference... Served as one of Weber State’s offensive team captains...Helped pave the way for another 1,000-yard season by RB Trevyn Smith... Hale was named *1st-team All-America NCAA Division FCS* by the American Football Coaches Association and garnered 2nd-team honors by the *Associated Press*.

**2006:** Named *1st-team All-Big Sky* Conference...Started all 11 games at RT despite a nagging back injury...Helped guide RB Trevyn Smith, who finished as the leading rusher in the Big Sky Conference at 102.6 yards per game.

**2005:** Earned honorable mention All-Big Sky Conference honors for the 2nd year...Started in all 11 games at RT...Was a big reason QB Ian

Pizarro ranked 3rd in Big Sky in passing average (214.3) and 2nd in passing efficiency (125.6).


**2004:** Earned honorable mention All-Big Sky



David Hale stands 6-6 and carries 315 lbs. Hale has earned numerous honors in his collegiate career and was a 4-year letterman. David majored in criminal justice and law enforcement.

Conference honors...Began the year playing RG, but moved over to RT for the final 3 games.

**HIGH SCHOOL, PERSONAL:** First-team Class 5A at Fremont (Plain City, UT)...Returned from a 2-year Latter Day Saints’ mission from the Dominican Republic in June 2004 and is fluent in Spanish...Is the 4th Hale to play at Weber State...His older brothers Scott (OG), Ben (OG) and Mike (TE) preceded him...Married the former Weber State University’s volleyball player, Shelby Walford,



# 43

Safety – Rookie

## HARUKI NAKAMURA

**HT:** 5-10

**WT:** 205

**COLLEGE:** CINCINNATI

**HS:** ST. EDWARDS (CLEVELAND, OH)

**BORN:** 4/18/86, ELYRIA, OH

**JOINED RAVENS:** RAVENS DRAFT 6 (206TH), 2008

**PRO:** Haruki Nakamura was the 206th-overall selection (6th round) of the 2008 NFL Draft... “Looking at him on film, I thought he was the best all-around safety in college football last year,” Ravens defensive backs coach Mark Carrier said. “He has a knack for being around the ball. Whether it was a tackle, a turnover or a sack, he seemed to always be around the play.”

**COLLEGE:** *First-team All-Big East* Conference selection as a senior...Instinctive defender who is always around the ball and is quick to come up in run support...Reliable open-field tackler who isn't afraid to take on blocks to get to the ball carrier...Started all 36 games he played at Cincinnati, posting 237 total tackles (150 solo), 14 PD, 7 INTs, 4 FRs, 2.5 sacks and 2 FFs in his 4-year Bearcats career...Led Cincinnati with a *career-high 95 tackles* (59 solo), as well as posting a *career-high 4 INTs, 3 FRs* and 1.5 sacks as a senior...Nakamura also has punt return skills, totaling 104 yards on 15 returns.

**2007:** Was a unanimous *1st-team All-Big East* Conference selection, starting all 13 games and led the team with a *career-high 95 tackles* (59 solo)...Also posted a career-high 5.5 TFL, 4 INTs, 3 FRs and 1.5 sacks as a senior...He shared the squad's 2007 Claude Rost MVP Award and was UC's active leader with 240 career stops...Also handled PR duties for the Bearcats, returning 15 for 104 yards...Posted 9 tackles, 1 INT and registered a *career-long 24-yard punt return* at Rutgers...Closed out his career with 9 tackles, including 7 solo against Southern Mississippi in the 2008 PapaJohns.com Bowl.

**2006:** Played through a stress fracture in his leg for most of the season and finished 3rd on the team with 66 tackles, including 46 solo, and finished 2nd on the squad with a *career-high 6 PD*...Also returned 5 punts for 14 yards and posted 1 KOR for 20 yards...Matched his season-high with 9 tackles vs. Western Michigan in the International Bowl win...Netted 5 tackles and 1 INT against Eastern Kentucky...Recorded a season-high 9 tackles, including 6 solo vs. Miami (OH).

**2005:** Led the Bearcats' defense with 76 tackles (45 solo) and tied for the team lead with 2 INTs...Also averaged a team-high 8.0 yards on 11 punt returns...Matched his career high with 12 tackles against West Virginia and Miami (OH)...Posted a *career-high 12 tackles*, including 8 solo at Penn State.

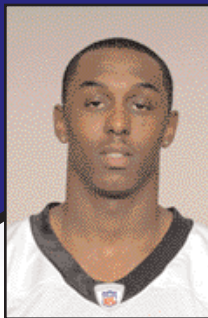
**2004:** Saw action in 7 games, playing mostly on special teams...Also saw time at nickel back vs. Marshall in the Fort Worth Bowl.

**HIGH SCHOOL, PERSONAL:** Earned 1st-team All-County and All-Region honors at St. Edward (Cleveland, OH) HS...Was a 2nd team All-State selection as a senior...Two-way performer at WR and DB who also excelled as a KO and PR specialist...Led his team in receptions with 39 for 490 yards...Averaged 25.0 yards per KOR and 10.0 yards per punt return...Also posted 5 INTs and averaged 10 tackles per game on defense...Helped school to a runner-up finish in the Ohio Division I playoffs...Brother, Yoshi, wrestled in the US Olympic Trials and his sister was a national champion in judo...Name is pronounced: ha-ROO-key nah-kah-MURR-ah...Full name: Haruki Robert Nakamura.

### COLLEGE STATISTICS

YEAR	SCHOOL	GP	GS	TACKLES					INTERCEPTIONS					FUMBLES			
				TT	SOLO	ASST	SK	YARDS	No	Yds	Lg	TDs	PD	FF	FR	Yds	
2004	Cincinnati	7	0	0	0	0	0	0	0	0	0	0	0	0	0	0	0
2005	Cincinnati	11	11	76	45	31	0	0	2	34	25	0	4	1	0	0	0
2006	Cincinnati	12	12	66	46	20	1	4	1	11	11	0	6	1	1	4	
2007	Cincinnati	13	13	95	59	36	1.5	14	4	78	31	0	4	0	3	25	
<b>Totals</b>		<b>36</b>	<b>36</b>	<b>237</b>	<b>150</b>	<b>87</b>	<b>2.5</b>	<b>18</b>	<b>7</b>	<b>123</b>	<b>31</b>	<b>0</b>	<b>14</b>	<b>2</b>	<b>4</b>	<b>29</b>	





14

JUSTIN  
HARPER

HT: 6-3

WT: 215

COLLEGE: VIRGINIA TECH

HS: BANDY'S (CATAWBA, NC)

BORN: 2/24/85, CATAWBA, NC

JOINED RAVENS: DRAFT 7A (215TH)

**PRO:** Justin Harper was the 215th-overall selection (7th round) of the 2008 NFL Draft...“Harper is a big receiver, who has outstanding catching range,” Ravens director of college scouting Eric DeCosta said. “He was really productive down the stretch for the Hokies. We love his potential in the red zone and between the numbers in our offense.”

**COLLEGE:** Played in 51 games at Virginia Tech, finishing his career with 83 catches for 1,338 yards and 9 TDs...Developed during his senior season, seeing extensive action in 14 games and starting a career-high 8 contests...Harper's best performance occurred in his final collegiate game, when he caught 4 passes for 64 yards and a TD and scored on an 84-yard punt return in the 2008 Orange Bowl...Majored in apparel, housing and resource management.

**2007:** Playing in 14 games (8 starts), he registered *career highs in catches (41), receiving yards (635) and TD receptions (5)*...Highlights included a win over Florida State when he posted 5 catches for a *career-best 167 yards* and 1 TD...Made a one-handed grab for a TD on a 15-yard pass against Miami, finishing with 3 balls for 48 yards...His best collegiate contest came against Kansas in the 2008 Orange Bowl when he scored 2 TDs...Harper totaled 4 receptions for 64 yards and 1 TD in that game and also

returned a punt for an 84-yard score.

**2006:** Saw action in all 13 games (3 starts), finishing 4th on the team in receptions with 21 catches for 324 yards and 1 TD...Registered a then-personal-best 109 receiving yards on 4 catches against Georgia Tech...During spring practice, he won the Coaches Award for the most exceptional offensive player.

**2005:** In 13 games, he posted 16 catches for 295 yards and 1 TD...Paced the Hokies with 2 receptions for 62 yards, including a 33-yard TD, in their 35-24 Gator Bowl victory over Louisville.

**2004:** Played in 11 contests, catching 5 passes for 84 yards and 1 TD...Top game came against Western Michigan when he tallied 3 catches for 57 yards, including a 34-yard TD.

**PREP SCHOOL:** Spent the 2003 fall semester at Hargrave Military Academy (Chatham, NC), where he helped lead his team to an 8-1 record.

**HIGH SCHOOL, PERSONAL:** Attended Bandy's (Catawba, NC) HS, guiding his team to the state championship game as a senior...Harper saw action on both sides of the ball, playing WR and DB.

## COLLEGE STATISTICS

## RECEIVING

Year	School	GP	GS	No.	Yds.	Avg.	LG	TD
2004	Virginia Tech	11	0	5	84	16.8	34	1
2005	Virginia Tech	13	0	16	295	18.4	43	2
2006	Virginia Tech	13	3	21	324	15.4	49	1
2007	Virginia Tech	14	8	41	635	15.5	48	5
<b>Totals</b>		<b>51</b>	<b>11</b>	<b>83</b>	<b>1,338</b>	<b>16.1</b>	<b>49</b>	<b>9</b>

**Additional Statistics:** Returned 2 punts for 127 yards (63.5 avg.) his senior season, including an 84-yard TD return in the 2008 Orange Bowl vs. Kansas.

14 JUSTIN HARPER



38

ALLEN  
PATRICK

HT: 6-1


WT: 200

COLLEGE: OKLAHOMA

HS: CONWAY (SC)

BORN: 2/15/84, CONWAY, SC

JOINED RAVENS: DRAFT 7B (240TH), 2008



**PRO:** Allen Patrick was the 240th-overall selection (7th round) by the Ravens in the 2008 NFL Draft...“We love Oklahoma players,” mentioned Ravens director of college scouting Eric DeCosta. “He’s big, fast, a great special teams player, catches the ball well, and he’s tough.” ...Patrick was the 2nd of 2 7th-round picks for the Ravens and the 2nd of 2 RBs selected by Baltimore in 2008 (Ray Rice, 2nd round).

**COLLEGE:** Patrick appeared in 46 total games, starting 10 contests on defense and 17 on offense, both at Oklahoma and while at Independence College...He rushed for 2,026 yards on 391 attempts (5.2 avg.) with 17 TDs...He caught 14 passes for 64 yards (4.6 avg.) and 1 TD and returned 10 kickoffs for 254 yards (25.4 avg.)...On defense, he collected 111 tackles (72 solo), 1 sack and 14 TFL (-36 yards), while also intercepting 2 passes, deflecting 7 others and blocking 1 kick...He also had 1 FR and 2 FFs...In 36 games at Oklahoma, Patrick started 17 contests...He carried the ball 367 times for 1,906 yards (5.2 avg.) and 14 TDs...He caught 14 passes for 64 yards (4.6 avg.) and 1 TD, adding 254 yards on 10 KORs...He also recorded 16 tackles (10 solo) and recovered 1 fumble...Was a sociology major at Oklahoma.

**2007: (Oklahoma)** Appeared in 13 contests, starting the team’s final 12 games...A right ankle sprain suffered early in August camp forced him to sit out the season opener vs. North Texas...Collected 1,009 yards with 8 TDs on 173 carries (5.8 avg.)...His average of 77.62 rushing yards per game ranked 8th in the Big 12...Caught 10 passes for 56 yards (5.6 avg.) and 1 TD...Registered 4 tackles (3 solo) on the punt coverage unit and gained 185 yards on 6 KORs (30.8 avg.)...Finished with 1,250 all-purpose yards (96.2 yards per game)...Tallied 3 100-yard rushing games.

**2006: (Oklahoma)** Earned *All-Big 12 Conference honorable mention* from the league’s coaches and *Associated Press*...Sat out the Texas Tech and Baylor games with a right ankle sprain, playing in 12 games...Started for an injured Adrian Peterson in the Colorado, Texas A&M, Missouri, Oklahoma State and

Nebraska clashes...Finished 2nd on the team with 761 yards and 4 TDs on 169 attempts (4.5 avg.)...Chipped in with 4 tackles (3 solo) on the punt coverage unit...Totaled 4 100-yard rushing games.

**2005: (Oklahoma)** A special teams standout in his 1st year at Oklahoma, Patrick was converted into a tailback beginning with the 4th game of the season vs. Kansas State...Finished with 136 yards and 2 TDs on 25 carries (5.4 avg.) on the season...Also recorded 8 tackles (4 solo) and recovered 1 fumble on special teams.

**JUNIOR COLLEGE:** During his 2 seasons at Independence College (2003-04), Patrick recorded 95 tackles (62 solo) with a 1-yard sack and 11 TFL (-36 yards)...He gained 53 yards with 1 TD on 2 INTs and added 7 PD...He forced 2 fumbles and blocked 1 kick, adding 120 yards on 24 rushes (5.0 avg.), scoring 3 times on the ground...Was granted a medical hardship after he suffered a broken fibula on the 2nd series of the 2004 season opener vs. Hutchinson College...Earned All-Kansas Jayhawk Community College Conference honors at SS in 2003...Recipient of the John C. Pittman Most Valuable Player (team) Award (2003).

**2004: (Independence College)** Terrorized Hutchinson College in the season opener, blocking 1 kick and making 4 TFL in the 1st quarter, but fractured his fibula on the game’s 2nd series, missing the rest of the season.


**2003: (Independence College)** Started 9 games at SS...Recorded 91 tackles (61 solos) and 10 TFL (-35 yards), including a 1-yard sack...Forced 2 fumbles, had 7 PD and 2 INTs, including a 42-yarder for a TD...Also saw action on offense, totaling 120 yards with 3 scores on 24 carries (5.0 avg.).

**HIGH SCHOOL, PERSONAL:** Attended Conway (SC) HS, excelling as a safety, halfback and kick returner...Earned All-State 1st-team honors and participated in the Shrine Bowl as a senior...That year, he recorded 105 tackles and 4 sacks, rushed for 681 and 7 TDs on 103 carries (6.6 avg.) and averaged 33 yards per KOR,

## 38 ALLEN PATRICK

including a 92-yard TD...Has worked with his father in brick masonry...Cousin, Lorenzo Bromell, was a standout DE at Clemson (1996-97) and was drafted in 1998 by the Miami

Dolphins...Bromell also played with the Vikings, Raiders and Giants, before retiring after the 2006 season.



Rookie RB Allen Patrick dons his Ravens helmet for the 1st time.

### COLLEGE STATISTICS

#### RUSHING

Year	School	GP	GS	No.	Yds.	Avg.	LG	TD
2003	Independence	9	9	24	120	5.0	21	3
2004	Independence	1	1	0	0	0.0	0	0
<b>Totals</b>	<b>Independence</b>	<b>10</b>	<b>10</b>	<b>24</b>	<b>120</b>	<b>5.0</b>	<b>21</b>	<b>3</b>
2005	Oklahoma	11	0	25	136	5.4	28	2
2006	Oklahoma	12	5	169	761	4.5	65	4
2007	Oklahoma	13	12	173	1,009	5.8	69	8
<b>Totals</b>	<b>Oklahoma</b>	<b>36</b>	<b>17</b>	<b>367</b>	<b>1,906</b>	<b>5.2</b>	<b>69</b>	<b>14</b>
<b>Totals</b>		<b>46</b>	<b>27</b>	<b>391</b>	<b>2,026</b>	<b>5.2</b>	<b>69</b>	<b>17</b>

#### RECEIVING

Year	School	GP	GS	No.	Yds.	Avg.	LG	TD
2005	Oklahoma	11	0	4	8	2.0	12	0
2006	Oklahoma	12	5	0	0	0.0	0	0
2007	Oklahoma	13	12	10	56	5.6	20	1
<b>Totals</b>		<b>36</b>	<b>17</b>	<b>14</b>	<b>64</b>	<b>4.6</b>	<b>20</b>	<b>1</b>

#### KICKOFF RETURNS

Year	School	GP	GS	No.	Yds.	Avg.	LG	TD
2005	Oklahoma	11	0	4	69	17.2	31	0
2006	Oklahoma	12	5	0	0	0.0	0	0
2007	Oklahoma	13	12	6	185	30.8	73	0
<b>Totals</b>		<b>36</b>	<b>17</b>	<b>10</b>	<b>254</b>	<b>25.4</b>	<b>73</b>	<b>0</b>

### DEFENSIVE STATISTICS

Year	School	TACKLES							INTERCEPTIONS					FUMBLES		
		GP	GS	TT	Solo	Asst	SK	Yards	No	Yds	Lg	TDs	PD	FF	FR	Yds
2003	Independence	9	9	91	61	30	1	1	2	53	42t	1	7	2	0	0
2004	Independence	1	1	4	1	3	0	0	0	0	0	0	0	0	0	0
<b>Totals</b>	<b>Independence</b>	<b>10</b>	<b>10</b>	<b>95</b>	<b>62</b>	<b>33</b>	<b>1</b>	<b>1</b>	<b>2</b>	<b>53</b>	<b>42t</b>	<b>1</b>	<b>7</b>	<b>2</b>	<b>0</b>	<b>0</b>
2005	Oklahoma	11	0	8	4	4	0	0	0	0	0	0	0	0	1	0
2006	Oklahoma	12	5	4	3	1	0	0	0	0	0	0	0	0	0	0
2007	Oklahoma	13	12	4	3	1	0	0	0	0	0	0	0	0	0	0
<b>Totals</b>	<b>Oklahoma</b>	<b>36</b>	<b>17</b>	<b>16</b>	<b>10</b>	<b>6</b>	<b>0</b>	<b>0</b>	<b>0</b>	<b>0</b>	<b>0</b>	<b>0</b>	<b>0</b>	<b>0</b>	<b>1</b>	<b>0</b>
<b>Totals</b>		<b>46</b>	<b>27</b>	<b>111</b>	<b>75</b>	<b>39</b>	<b>1</b>	<b>1</b>	<b>2</b>	<b>53</b>	<b>42t</b>	<b>1</b>	<b>7</b>	<b>2</b>	<b>1</b>	<b>0</b>

## 38 ALLEN PATRICK



## 74 MIKE KRACALIK

TACKLE

COLLEGE: SAN DIEGO STATE HT: 6-8 WT: 340 BORN: 9/9/82 IN SAN DIEGO, CA

Mike Kracalik was signed (reserve/future) on 1/5/08...Re-signed to Baltimore's practice squad on 10/24/07...Signed to the Ravens' active roster on 10/20/07...Re-signed to the Ravens' practice squad on 10/24/07...Waived by Baltimore on 10/22/07...Signed to the Baltimore Ravens' active roster from their practice squad on 12/30/06...Re-signed to Baltimore's practice squad on 11/21/06...Terminated from the Ravens' practice squad on 11/15/06...Re-signed to the Ravens practice squad on 9/3/06...Waived by Baltimore on 9/2/06...Allocated by the Ravens to the Rhein Fire of NFL Europe on 1/13/06...Signed to the Ravens' practice squad on 9/21/05...Waived by the New York Jets on 9/3/05...Originally signed by the Jets as a rookie free agent on 5/1/05...Versatile, physical lineman who can play guard as well as both tackle positions...Strong athlete with good balance and speed...Played in 2 games for Baltimore in 2007...Spent most of the 2007 season on the Ravens' practice squad...Saw action in 2 games for the Ravens...**2007 SEASON HIGHLIGHTS:** Played on special teams in **game 7 at Buf. (10/21)**...Played on special teams in **game 6 vs. STL (10/14)**...In 2006, saw action in all 10 games for the Fire, starting 3 contests at tackle...Played both guard and tackle positions at San Diego State...Finished his career with the Aztecs, playing in 36 games, including 30 starts...As a senior, he helped the Aztecs offense rack up 4,123 yards of offense, averaging 374.8 yards per game...Earned 2nd-team All-Mountain West honors after grading out as the best Aztec offensive lineman as a junior...Redshirted in 2000...Earned 1st-team All-CIF selection as well as a member of the All-North County and All-San Diego County teams as a senior while Prepping at El Camino (San Diego, CA) HS...Was also a 1st-team All-Avocado League choice and an honorable mention selection to the All-State team...Key figure in El Camino's perfect 13-0, 1999 CIF Division I championship season...Was also a 3-year letterman in basketball...Mike is married to the former Michelle Bickford...Name is pronounced: KRAH-cha-lick...Full name: Michael David Kracalik.



## 44 JAKE NORDIN

FULLBACK

COLLEGE: NORTHERN ILLINOIS HT: 6-3 WT: 255 BORN: 7/8/84 IN LAKE LILLIAN, MN

Jake Nordin was re-signed by the Ravens on 4/28/08...Signed to the Ravens' active roster on 12/29/07...Signed to the Ravens' practice squad on 9/18/07...Released from the New York Giants' practice squad on 9/11/07...Signed to the Giants' practice squad on 9/4/07...Released by the Washington Redskins on 9/2/07...Signed as a free agent with Washington on 7/31/07...Waived by the New England Patriots on 7/20/07...Originally signed with the Patriots as an undrafted free agent on 5/8/07...Tough athlete who made the switch from TE to FB during the 2008 offseason...Has good size who excels at blocking...Quick off the snap, he has the ability to block in motion and remove opponents from their angle of attack...Saw action in 1 game at TE after being signed to the Ravens' active roster on 12/29/07...**2007 SEASON HIGHLIGHTS:** Saw action from scrimmage and on special teams in the 27-21 win in the **season finale vs. Pit. (12/30)**...Signed to the Ravens' active roster from their practice squad on 12/29...Was a 3-year letterman at Northern Illinois, where he played in 38 games (20 starts)...Had his senior season cut short after suffering a broken ankle in the 5th game of the 2006 campaign...A key component of the Huskies' passing attack and also functioned as their primary blocking back...Finished his career with 54 catches for 547 yards (10.1-yard avg.)...Caught at least 1 pass in 21 consecutive games played from 2004-06...As a senior, he led the Huskies in receiving before the injury at Ball State...Finished the season with 14 catches for 159 yards and a career-high 11.4 yards per catch...As a junior in 2005, he garnered 2nd-team All-Mid-American Conference honors by the league's coaches...Making 9 starts in 11 games, he finished 4th on the team in receiving with 26 catches for 266 yards and 1 TD...Made 6 starts as a sophomore in 12 games, finishing 5th on the team in receiving with 14 catches for 122 yards...Saw action in 9 games as a redshirt freshman in 2003...Red-shirted his true freshman season in 2002...Earned his bachelor's degree in communication from NIU in Dec. 2006...During his prep career at Atwater-Cosmos (Grove City, MN) HS, he registered 318 career tackles at LB and 58 catches for 752 yards and 9 TDs...Nordin was named his team's Most Valuable Defensive Player and Offensive Back, earning 1st-team All-212 Conference, 1st-team All-Area West Central Tribune and 1st-team All-State by *The Associated Press* his senior season...That year, he led his squad to a 14-0 record and the Class 2A Minnesota State HS league title...Posted 44 tackles and 11 sacks, as well as 557 rushing yards and 13 TDs on 100 attempts...He set the school's single-game tackle record (30) vs. Hortonville...As a freshman and sophomore, booting 30 of 41 PATs and averaging 34.1 yards per punt...Earned 4 letters in football, 3 in track and 2 in basketball...Was an All-Area shot putter with a 54-foot outdoor best as a junior...Nordin was also a member of the National Honor Society.



## 18 KERRY REED

WIDE RECEIVER

COLLEGE: MICHIGAN STATE    HT: 6-1    WT: 201    BORN: 12/24/84 IN MIAMI, FL

Kerry Reed was signed to the Baltimore Ravens' active roster on 4/30/08...Waived by the Miami Dolphins on 4/24/08...Signed by the Dolphins on 1/7/08...Signed to Miami's practice squad on 12/6/07...Waived by the Dolphins on 12/4/07...Signed to Miami's active roster from their practice squad on 10/20/07...Signed to the Dolphins' practice squad on 9/5/07...Waived by Miami on 9/1/07...Originally signed with the Dolphins on 5/3/07...Tall receiver with reliable hands and fluid releases off the line...Settles into the open spot of the defense or works to get separation...Extends his hands, displays good eye/hand coordination and makes the reception away from his frame...**2007 SEASON HIGHLIGHTS:** Saw action in 1 game with the Dolphins (**game 7 vs. NE, 10/21**), but did not record a reception...Caught 4 passes for 66 yards during the 2007 preseason...Played in 23 games, including 14 starts at Michigan State after transferring from Coffeyville (KS) Community College...Totaled 95 receptions for 1,213 yards and 10 TDs in his 2 years as a Spartan...Earned honorable mention All-Big 10 honors as a senior when he started 11 of 12 games he played in, posting a career-high 64 receptions for 775 yards and 5 TDs...Saw action in 12 games, including 3 starts as a junior, recording 31 receptions for 438 yards and 5 TDs in his 1st year at Michigan State after transferring from Coffeyville CC...Majored in sociology...**Junior College:** Rated among the nation's top 50 JUCO prospects by *Collegefootballnews.com* (No. 50), and ranked among the nation's top 10 JUCO receivers by *Collegefootballnews.com* (No. 10)...Was a 2-year starter at Coffeyville...J.C. Grid-Wire honorable mention All-American and 1st-team All-Kansas Jayhawk Conference selection as a sophomore in 2004...Had 33 receptions for 567 yards (17.2 avg.) and 5 TDs in 2004 while helping the Red Ravens to a 10-2 regular-season record, a 33-14 victory over Scottsdale in the Valley of the Sun Bowl and a No. 3 ranking in the final NCAA poll...Finished 10th in the conference in receiving yards (51.5 per game)...Also returned 5 KOs for 121 yards (24.2 avg.) and 5 punts for 39 yards (7.8 avg.) as a sophomore...Earned 2nd-team All-Conference honors as a freshman, catching 26 passes for 593 yards (22.8 avg.) and 8 TDs while helping Coffeyville to a 9-2 record...Honorable mention All-Dade County selection as a senior at South Dade (Homestead, FL) HS.




## 98 KELLY TALAVOU

DEFENSIVE TACKLE

COLLEGE: UTAH    HT: 6-2    WT: 340    BORN: 10/4/84 IN SANTA ANA, CA

Kelly Talavou signed with the Baltimore Ravens on 5/16/08...Waived by the Seattle Seahawks on 5/6/08...Signed to the Seahawks' practice squad on 1/1/08...Waived by the Atlanta Falcons on 8/29/07...Originally signed by the Falcons as a rookie free agent on 5/1/07...A tough, stout lineman who has the ability to plug a running hole and collapse the pocket...Spent time on the Seahawks' practice squad during the 2007 playoffs...Played in 46 career collegiate games, starting 34 (24 at Utah and 10 at Idaho)...Recorded 131 tackles (58 solo), 16 TFL and 6.5 sacks in his 4-year career...Earned 1st-team All-Mountain West Conference honors as a senior in 2006, starting all 12 games he played...Finished 6th on the team (led Utah's linemen) with 47 tackles, had 8 TFL (-39 yards) and 3 sacks (-26 yards)...Talavou also netted 2 PD and 1 FF...Started all 12 games at NG as a junior in 2005...Posted 31 tackles, including 2 TFL, 1.5 sacks and 2 PD...Transferred to Utah from Idaho in the spring of 2004 and could practice but not play per NCAA transfer rules...He was sidelined by a shoulder injury and subsequent surgery in mid-October...Lettered for Idaho in 2002 (as a true freshman) and again in 2003...Saw action in all 11 games as a sophomore in 2003 and had 30 total tackles, 4 TFL and a sack...Netted a career-high 9 tackles against Montana...Played in all 11 games as a freshman and had 23 tackles, 2 TFL and a sack...Majored in sociology...Spent his senior year of high school at Fountain Valley (CA) HS, where he was a 2-way starter...Was the 2001 Sunset League MVP as well as an All-County DT...Earned Fountain Valley's Offensive Lineman of the Year, and posted 36 solo tackles and 6 TFL on the defensive side of the ball as a senior...MVP of the Los Angeles/Orange County All-Star game...His younger brother, Fulio, played football at Arizona State...Full name: Kelly Simone Talavou.



## 15 PATRICK CARTER

WIDE RECEIVER

College: Louisville    Ht: 6-3    Wt: 195    Born: 2/6/85 in St. Petersburg, FL

Patrick Carter signed with the Baltimore Ravens as a rookie free agent on 5/9/08...Played in 20 career games as a WR at Louisville (2005-07) after spending the 2003-04 seasons at Georgia Tech...Posted 36 catches for 464 yards and 5 TDs during his collegiate career, including a career-high 26 grabs for 396 yards as a senior at Louisville...Top game that season came against Utah when he recorded a career-high 9 catches for 154 yards and 1 TD...As a junior in 2006, he missed 4 games with an ankle sprain, but still managed to return 17 punts for 107 yards and catch 5 passes for 68 yards...Season highlight came in an Orange Bowl win over Wake Forest when Carter threw a 21-yard TD pass to Anthony Allen...Sat out the 2005 campaign after transferring from Georgia Tech...Seeing most of his time on special teams in 2004, he was the Yellow Jackets' top punt returner and gained 218 yards on 26 returns...Recruited as a dual-threat QB to Georgia Tech, he also saw action under center in 1 game, relieving Reggie Ball in Tech's season-opening win over Samford...In that contest, Carter registered 2 rushes for 22 yards, but his only pass attempt was incomplete...Redshirted as a true freshman in 2003...Majored in communication at Louisville...Carter was a standout QB at Lakewood (St. Petersburg, FL) HS, where he earned *PrepStar* All-Region and honorable mention All-State honors as a senior...A team captain, he threw for 2,304 yards and 21 TDs during his final prep campaign, adding 300 yards and 4 scores on the ground...Anchored his school's 2003 state championship relay team in the 4x100 meters...Older brother, Tim Carter, plays WR for the Cleveland Browns...Full name: Patrick Richard Carter.



## 2 PIOTR CZECH

KICKER

College: Wagner    Ht: 6-5    Wt: 210    Born: 8/16/86 in Olesnica, Poland

Piotr Czech signed with the Ravens as a rookie free agent on 5/9/08...Saw action in 44 career games at Wagner, scoring 235 points (109 PATs and 42 FGs) and posting 252 punts for 9,517 yards with a long of 70...Czech's 37.9 career punting average is a school record...Played in all 11 games, booting 64 punts for a career-high 2,573 yards, including a career-long 70-yarder, as a senior...Also connected on 16 of 19 FGAs (career-high 84.2%), including a school-record 56-yarder, while posting a career-high 75 points...Earned 1st-team All-NEC honors as a kicker and 2nd-team honors at punter...Received *Don Hansen's Gazette* All-American honors as a junior after punting 67 times for 2,565 yards and connecting on 9 of 15 FGs...Second-team All-NEC Punter as a junior in 2005...Punted the ball 54 times for 2,048 yards, while placing 19 inside the 20-yard line...Led NEC kickers with 5.9 points per game and 32 PATs...Tied for the league lead by connecting on 11 of 16 FGAs...Ran a 31-yard fake punt at Robert Morris...Won the NEC Track Outdoor Championships in the triple jump with a leap of 14.35 meters and also competed in the high jump...Played in all 11 games and was a perfect 31-of-31 on PATs and connected on 6 of 13 FGAs as a freshman...Majored in chemistry with a minor in biology...Prepped at Keyport (NJ) HS...Name is pronounced PEE-tur...Full name: Piotr Michal Czech.



## 68 SEAN DUMFORD

OFFENSIVE TACKLE

College: Eastern Kentucky    Ht: 6-5    Wt: 300    Born: 11/11/84 in Findley, OH

Sean Dumford signed with the Ravens as a rookie free agent on 5/9/08...Started all 12 games as a senior in 2007, earning 1st-team All-Conference for the 4th straight year...Led an O-line that helped EKU average 212.6 rushing yards per game, most in the league...The line also held opponents without a sack in 5 of 12 games...Started all 11 games in 2006, making the transition from RT to LT...Earned 2nd-team All-Ohio Valley Conference accolades...Helped the Colonels pile up more than 340 yards of offense in the final 6 games...Started all 11 games at RT in 2005...He was the only sophomore offensive lineman named to the 1st-team All-OVC...Started all 11 contests at RT in 2004...Named 2nd-team All-OVC following an outstanding debut season...Was 2nd on the team with 89 knockdown blocks...Had a stretch in which he registered 12 or more knockdowns in 3 straight games...His season-high 20-knockdown performance came at Vanderbilt...Redshirted his 1st year in 2003...Was a 1st-team All-Conference and All-District as a senior at Washington Court House (OH) HS...He was also honorable mention All-Ohio...Helped the football and basketball teams to undefeated regular seasons in 2001...Also lettered in track...Full name: Sean Laurence Dumford.



## ROOKIE FREE AGENTS



### 61 ADAM KRAUS

GUARD

College: Michigan Ht: 6-6 Wt: 295 Born: 9/10/84 in New Orleans, LA

Adam Kraus was signed by the Ravens as a rookie free agent on 5/9/08...He played in 39 career games, making 35 starts along the O-line for Michigan...Started 26 straight games to finish career, 21 at LG and the final 5 contests at center...A 2-time All-Big Ten 1st-team selection (2006-07)...Switched from TE to O-line prior to the 2004 season...Started all 13 games, the 1st 8 at LG and the final 5 at center in 2007...Was an Academic All-Big Ten Conference selection and an All-Big Ten 1st-team pick as a senior...Was the 2007 Robert P. Ufer Bequest recipient as the senior football player that shows the most enthusiasm and love for the game...Was also the Paul Schmidt Award winner as the Michigan player that displays an unshakable courage and love for the game...In 2006, was an All-Big Ten 1st-team selection by the media and an All-Big Ten 2nd-team selection by the coaches...He started all 13 games at LG...Played in 3 games as a redshirt sophomore in 2004...Attended Brother Martin (New Orleans, LA) HS...Was a 3-year starter and 4-year letterman, finishing his career with 38 receptions for 492 yards and 2 TDs as a TE...Listed as an All-American, the No. 7 TE in the nation and the No. 10 player in Louisiana by SuperPrep...Rated as the No. 25 offensive lineman in the nation by *TheInsiders.com*...Named to *PrepStar's* All-American list...Named to Louisiana Super All-State team by *MaxEmfingRecruiting.com*...Selected team's top offensive lineman as a junior and senior...Earned Louisiana All-Catholic League honors as a senior...Was also a 2-year starter and 3-year letterman in basketball, averaging 13 points and 10 rebounds a game his senior year...All-District selection as a senior...Was a sports management and communications major...Full name: Adam Michael Kraus.



### 47 SCOTT KUHN

TIGHT END

College: Louisville Ht: 6-6 Wt: 257 Born: 4/16/86 in Burlington, KY

Scott Kuhn signed with the Ravens as a rookie free agent on 5/9/08...Saw action in 44 games, including 6 starts in his 4-year Louisville career...Used primarily as a blocking tight end, Kuhn still pulled in 24 receptions for 245 yards (10.2 avg.) and 4 TDs for the Cardinals...Saw action in 12 games, including a career-high 4 starts as a senior, producing career highs with 15 receptions for 171 yards and 2 TDs...Posted a career-long 27-yard reception against Pittsburgh...Appeared in all 13 games and recorded 2 starts as a junior...Recorded a career-high 3 receptions for 47 yards and a 1 TD against Middle Tennessee...Appeared in 12 games and had 2 receptions for 9 yards and 1 TD as a sophomore in 2005...Appeared in 7 games as a reserve TE, but did not record a catch...Graduated with a degree in communications...Was a 3-year letter-winner in football and basketball at Conner (Hebron, KY) HS...Earned 1st-team All-Region accolades after catching 20 passes for 200 yards and 3 TDs as a senior...Selected to the Kentucky Post 3A-4A All-Star team and was voted to the CPC Sports Northern Kentucky All-Star squad...Was also the leading rebounder on the basketball team...Earned Most Valuable Player honors at the Hacks Sports hoops Tournament...Full name: Scott Ryan Kuhn.



### 48 JAMEEL McCLAIN

LINEBACKER

College: Syracuse Ht: 6-1 Wt: 250 Born: 7/25/85 in Philadelphia, PA

Jameel McClain signed with the Ravens as a rookie free agent on 5/9/08...Totaled 170 tackles (82 solo), 21.5 TFL, 11.5 sacks, 3 FRs, 1 FF and 1 INT in his 4-year career at Syracuse...Was 1 of 9 players to start all 12 games as a senior and posted a career-high 77 tackles (39 solo), 1 sack, 1 FR and a blocked FGA...Recorded a career-high 9 tackles, including 2 TFL at Connecticut...Named to the All-Big East 2nd-team as a junior as he finished 2nd in the conference and 18th nationally with a career-high 9.5 sacks...Was a semifinalist for the Ted Hendricks Award, given to the nation's best defensive lineman...McClain started every game as a junior, posting 69 tackles, including 39 solo, 14.5 TFL, 1 FF and 1 FR...His 14.5 TFL are good for 6th on the SU single-season list...Saw action in 10 games, primarily on special teams as a sophomore, netting 20 tackles and a sack...Played in 11 games as a captain in his senior season...Earned All-Conference, All-Area, All-Northeast, All-State honors and was his team's defensive MVP as a senior...Jameel was a grade school boxer, training in the city's gyms and competing in Golden Gloves tournaments around the area...He compiled a 6-1 record...His 1 loss was by decision...Jameel's 1st pair of boxing trunks were given to him by Smokin' Joe Frazier...Full name: Jameel Leshawn McClain.



## 77 JOE REITZ

TACKLE

College: Western Michigan Ht: 6-7 Wt: 270 Born: 8/24/85 in Fishers, IN

Joe Reitz signed with the Ravens as a rookie free agent on 5/9/08...Reitz was offered college football scholarships by a number of MAC schools and Indiana University, but decided to play basketball at Western Michigan...Reitz played in 128 games at Western Michigan, including 126 starts, and ended his career 3rd on the Broncos all-time scoring (1,713 points) and rebounding (939) lists...Reitz finished his career making 576 of 820 free throws, both WMU records, and his 576 produced a new MAC conference record...Averaged 15.0 points and 7.9 rebounds per game as a senior...Earned *ESPN the Magazine* 1st-team Academic All-America, *ESPN the Magazine* Academic All-District IV 1st-team, 2nd-team All-MAC, academic All-MAC honors as a junior, all while leading WMU in scoring (13.9 ppg) and rebounding (8.6)...Set a new school record for free throws attempted in a season (219)...Named 2nd-team All-MAC and Academic All-MAC and MAC Player of the Year by *MAC Report Online* as a sophomore...Was 2nd in the MAC in rebounding (7.4) and 5th in scoring (15.5)...Named to MAC All-Freshman Team in 2004 when he ranked among the league leaders in rebounding (15th, 5.5 rpg.) and produced 4 double-doubles on the year...Started 32 of the team's 33 games...Graduated with a degree in finance...Three-year letterwinner in football and basketball at Hamilton Southeastern (Fishers, IN) HS...Was the 1st player in school history to be named an *Indianapolis Star* Indiana All-Star (basketball)...Also earned Hamilton County Player of the Year and was an All-State selection by the Indiana Basketball Coaches Association (basketball) as a senior...Garnered All-Conference and All-County accolades during his career...Was also a 2-time member of the All-Metro North team...Finished 4th in the school's record book in points (946) and rebounds (511)...Member of conference, county and sectional championship squads during his tenure...Averaged 17.5 points and 9.1 rebounds per game as a senior in 2003-04, while shooting 64.2 percent from the field...Member of National Honor Society and academic honor roll...Name is pronounced RIGHTS...Full name: Joseph David Reitz.



## 8 BRAD ROACH

QUARTERBACK

College: Catawba Ht: 6-6 Wt: 250 Born: 3/4/85 in Williamston, NC

Brad Roach signed with the Baltimore Ravens as a rookie free agent on 5/9/08...Finished his collegiate career ranked No. 2 on Catawba's all-time passing list in yards (7,874) TDs (62) and completion percentage (608 of 1,099 for 55.3%)...In 37 games, he compiled a 212.8 passing yards-per-game average, the best career mark in school history...As a senior in 2007, he was named the South Atlantic Conference Offensive Player of the Year in leading Catawba to an 11-2 record, a league title and a berth in the NCAA Div. II Playoffs...Earned AFCA All-American team honors after setting season passing records for yards (3,322), TDs (32) and efficiency rating (153.4)...Top highlight came when he sparked Catawba to a 55-49 win at Carson-Newman after trailing 35-13 late in 2nd quarter...Threw for a career-high 486 yards in that win, completing 37 of 64 passes with 4 TDs and 0 INTs...Tossed for 340 yards and a school-record 5 TD passes in the opening round playoff win over Albany State...During his junior season (2006), he totaled 2,250 passing yards and 14 TDs on 178-of-339 passing...His 335-yard, 3-TD performance against Carson-Newman earned him SAC Player of the Week honors...Ranked 3rd in SAC and 26th in NCAA Div. II in total offense...He also reached 200 yards passing and threw for a TD in 8 of 10 games started...In 2005, he threw for 2,302 yards, the 4th-best passing season in school history, and 16 TDs while completing 206 of 384 passes...His 384 attempts set a school record...Played in 3 games in 2004, but did not attempt a pass or rush...Redshirted as a freshman in 2003...A sport management major at Catawba, he was a member of the 2003 SAC Honor Roll...A 2-year starter at Williamston (NC) HS, he was a 2-time All-Area and All-Conference performer...Also garnered All-State honors as a senior, finishing his career with 5,401 passing yards and 49 TDs...Additionally, Roach helped guide Williamston to 2 conference titles and 2 state runnerup finishes...His brother, Kevin, plays WR at East Carolina...Full name: Brad Davis Roach.

### DID YOU KNOW?


Since 2000, the Ravens have had at least 1 rookie free agent make the team's opening-day roster each year except 2003. Baltimore had a team high 11 RFAs make the squad in 2002, becoming the youngest team in NFL history.



## 12 ERNIE WHEELRIGHT WIDE RECEIVER

College: Minnesota Ht: 6-5 Wt: 220 Born: 7/10/84 in Columbus, OH

Ernie Wheelwright signed with the Baltimore Ravens as a rookie free agent on 5/9/08. Finished his collegiate career as one of the most decorated WRs in Minnesota history...Playing in 49 games (44 starts), he completed his Gophers career ranked No. 3 in school history in all-time receptions (159) and receiving yards (2,434)...Wheelwright also finished No. 2 on Minnesota's career receiving TDs list (26) and tied for 3rd with 6 100-yard receiving games...He tied the school record for consecutive games with a TD catch, snagging scores in 7 straight contests (between 11/4/06 – 9/15/07)...As a senior in 2007, he registered the 2nd-most catches in Minnesota history, reeling in 66 grabs – 1 short of Eric Decker's 2007 total of 67...With his 66 catches, Wheelwright earned 775 yards and 9 TDs through the air, eclipsing the 100-yard mark in 3 games...In one of his best outings on the season, he posted 7 receptions for 116 yards and 3 TDs at Northwestern...Also hauled in 9 passes for a career-high 123 yards and 1 TD vs. Illinois...As a junior, he caught 26 balls for 437 yards and 5 TDs...Came on late in the season, snagging a TD pass in each of the last 4 games...Finished the Indiana tilt with 3 catches for 116 yards (38.7 ypc), including scoring strikes of 64 and 37 yards...During his sophomore campaign in 2005, he finished as the team's leading receiver in yards (568) and tied for the team lead with 37 receptions and 5 TD catches...Closed out the year by posting 7 receptions for 120 yards against Virginia in the Music City Bowl...In 2004, he garnered *The Sporting News* Freshman All-American honorable mention honors and was an All-Big Ten honoree as the conference's most productive wideout...Led the Gophers in receiving TDs (7), as his 1st 3 career receptions all produced scores...He shattered the school's freshman receiving records for yards (654) and TDs (7) while posting 30 catches on the season...Top game came when he had 3 passes for 104 yards and 2 TDs at Michigan State, scoring from 58 yards and 35 yards out...Also posted 6 catches for 83 yards and 1 TD at Wisconsin...Redshirted his freshman season in 2003...Was an inter-college program major at Minnesota...Prepped at Walnut Ridge (Columbus, OH) HS where he earned All-City, All-Conference, All-Area and All-State accolades in both his junior and senior seasons...Tallied 24 receptions for 875 yards and 13 TDs as a senior...On defense, he racked up 5 INTs and 15 PD at DB that season...Also played baseball and basketball...Full name: Ernest Lamour Wheelwright.



## 79 ISAIAH WIGGINS GUARD

College: Illinois State Ht: 6-4 Wt: 300 Born: 12/15/84 in Chicago, IL

Isaiah Wiggins signed with the Ravens as a rookie free agent on 5/9/08...Started 10 games as a senior in 2007...Was an All-Gateway Football Conference 1st-team selection and earned the Gateway Offensive Lineman of the Week (10/15/07)...Contributed to an O-line that paved the way for 2,194 rushing yards, marking the 3rd-straight season the Redbirds rushed for more than 2,000 yards...The line also only allowed 20 sacks, good for 3rd in the conference...Played in the Texas vs. The Nation All-Star Classic as a senior...Named to the All-Gateway Football Conference 1st-team in 2006...Started all 13 games at LT...Blocked for a rushing offense that averaged 170 rushing yards per game...Helped RB Pierre Rembert rush for over 100 yards in 12 games and over 1,700 yards...Protected for the No. 1 passing offense in the GFC (228 yds/gm)...The Redbirds' offense finished ranked No. 8 in the country with 397.5 yards per game...Earned the league's offensive lineman of the week for his effort on 9/24/06 in victory over Murray State (35-14)...Started all 11 games at LT in 2005...Blocked for the No. 1-ranked passing offense and No. 2 rushing offense in the GFC...Played in all 11 games and started the last 4 at center as a red-shirt freshman in 2004...Played 374 snaps on the season...Helped the Redbirds' passing offense rank No. 1 in the league and No. 37 nationally...Redshirted as a true freshman in 2003...Was a 2-time All-Conference selection at Prosser (Chicago, IL) HS...Was the team captain his junior and senior seasons...Was an information systems major at Illinois State...Full name: Isaiah Ben'L Wiggins.

### DID YOU KNOW?

The Ravens were 2nd in the NFL (tied with 4 others) with 6 rookies who earned a start in 2007. Atlanta led the league with 7 players. Baltimore's 6 rookies started a total of 41 combined games last year. The Ravens led the league with 3 rookies to start on the offensive line - G Ben Grubbs (2 starts), G/T Marshal Yanda (12 starts) and T Jared Gaither (2 starts).

## ROOKIE FREE AGENTS



### 72 LORENZO WILLIAMS DEFENSIVE LINEMAN

College: Missouri Ht: 6-0 Wt: 310 Born: 10/23/84 in Midwest City, OK

Lorenzo Williams signed with the Ravens as a rookie free agent on 5/9/08...Saw action in 50 career games, including 39 starts at Missouri...Posted 139 tackles (79 solo), 19 sacks, 8 FRs and blocked 4 kicks in his 4-year stint with the Tigers...Williams' 19 QB takedowns put him 3rd on the school's all-time sacks list...Recorded 33 tackles, including 20 solo, and led the team with a career-high 6.5 sacks, 10 TFL and 3 FRs as a senior...Earned honorable mention All-Big 12 by both league coaches and media voting as a junior in 2006...Recorded 53 tackles, 10.5 TFL and 6 sacks at nose tackle that season...He also recovered 3 fumbles, forced 2 more and ranked 3rd on the team with 7 QB pressures...He added 2 PD and led the team with 2 blocked kicks, blocking FGAs in consecutive games...Moved to DT as a redshirt sophomore in 2005 after playing at DE in 2004, and coming to MU originally as a LB...Started all 12 games at DT and netted 35 tackles, including 9.5 TFL (-53 yards), 5.5 sacks (-33 yards) and ranked 2nd on the team with 3 FFs, 2 FRs and 6 QB hurries as a sophomore...Also was a special teams standout, leading the team with 2 blocked kicks...Named 1st-team Freshman All-Big 12 by *The Sporting News*, playing in all 11 games and registering 21 tackles, including 3 TFL and 1 sack...Was also credited with 2 QB hurries on the season...Redshirted in 2003...An outstanding multi-sport athlete who lettered in football, track, basketball, wrestling and baseball at Midwest City (OK) HS...Had 127 tackles, including 42 TFL and recorded 6 sacks as a senior in 2002...Also added 12 FFs, 8 PD, 6 FRs and 2 INTs...Named to the Oklahoma Blue Chip team and All-State team as a senior...Was an honorable mention All-State pick as a junior, after amassing 137 tackles, including 51 TFL...A standout discus thrower who placed 3rd in the Junior Olympics and 2nd at the USATF Nationals...A member of the National Honor Society who was pursued by several Ivy League schools for his academic abilities...Full name: Oliver Lorenzo Williams III.



The Baltimore Ravens held a strong man competition following their final team activity on June 12, 2008. Afterwards, the participants, including players and coaches, posed for a group photo in the team's weight room.



# 2008 BALTIMORE RAVENS ALPHABETICAL ROSTER

No.	Name	Pos.	Ht.	Wt.	Birthdate	Exp.	College	Hometown
96	Ayanbadejo, Brendon	LB	6-1	228	9/6/76	6	UCLA	Santa Cruz, CA
94	Bannan, Justin	DT	6-3	310	4/18/79	7	Colorado	Orangevale, CA
5	Barnes, Antwan	OLB	6-1	245	10/19/84	2	Florida International	Miami, FL
7	Boller, Kyle	QB	6-3	220	6/17/81	6	California	Newhall, CA
60	Brown, Jason	G/C	6-3	320	5/5/83	4	North Carolina	Henderson, NC
54	Burgess, Prescott	OLB	6-3	245	3/6/84	2	Michigan	Warren, OH
15	Carter, Patrick	WR	6-3	195	2/6/85	R	Louisville	St. Petersburg, FL
65	Chester, Chris	G/C	6-3	305	1/12/83	3	Oklahoma	Tustin, CA
67	Clarke, Adrien	G	6-5	330	3/26/81	4	Ohio State	Shaker Heights, OH
89	Clayton, Mark	WR	5-10	190	7/2/82	4	Oklahoma	Arlington, TX
53	Cody, Dan	OLB	6-5	255	12/1/81	4	Oklahoma	Ada, OK
64	Cousins, Oniel	T	6-4	310	6/29/84	R	UTEP	Fullerton, CA
2	Czech, Piotr	K	6-5	210	8/18/86	R	Wagner	Keyport, NJ
30	Daniels, P.J.	RB	5-10	210	12/21/82	3	Georgia Tech	Houston, TX
68	Dumford, Sean	T	6-5	300	11/11/84	R	Eastern Kentucky	Washington Court House, OH
93	Edwards, Dwan	DT	6-3	295	5/16/81	5	Oregon State	Columbus, MT
16	Figurs, Yamon	WR/RS	5-11	180	1/10/82	2	Kansas State	Fort Pierce, FL
5	Flacco, Joe	QB	6-6	230	1/16/85	R	Delaware	Audubon, NJ
71	Gaither, Jared	T	6-9	330	3/18/86	2	Maryland	White Plains, MD
49	Gooden, Tavares	ILB	6-1	235	10/7/84	R	Miami	Fort Lauderdale, FL
63	Gordon, Amon	DT	6-2	305	10/31/81	3	Stanford	San Diego, CA
33	Green, Justin	FB	5-11	250	4/30/82	4	Montana	San Diego, CA
97	Gregg, Kelly	DT	6-0	315	11/1/76	9	Oklahoma	Edmond, OK
59	Greisen, Nick	ILB	6-1	250	8/10/79	7	Wisconsin	Berlin, WI
66	Grubbs, Ben	G	6-3	315	3/10/84	2	Auburn	Eclectic, AL
76	Hale, David	G/T	6-6	315	3/3/83	R	Weber State	Plain City, UT
14	Harper, Justin	WR	6-3	215	2/24/85	R	Virginia Tech	Catawba, NC
86	Heap, Todd	TE	6-5	250	3/16/80	8	Arizona State	Mesa, AZ
35	Ivy, Corey	CB	5-9	190	3/29/77	8	Oklahoma	Moore, OK
95	Johnson, Jarret	OLB	6-3	265	8/14/81	6	Alabama	Cedar Key, FL
91	Jones, Edgar	OLB	6-3	263	12/1/84	2	Southeast Missouri	Rayville, LA
70	Katula, Matt	LS	6-6	272	8/22/82	4	Wisconsin	Brookfield, WI
4	Koch, Sam	P	6-1	220	8/13/82	3	Nebraska	Seward, NE
74	Kracalik, Mike	T	6-8	340	9/9/82	1	San Diego State	San Diego, CA
61	Kraus, Adam	G	6-6	295	9/10/84	R	Michigan	New Orleans, LA
47	Kuhn, Scott	TE	6-6	257	4/16/86	R	Louisville	Hebron, KY
26	Landry, Dawan	S	6-0	220	12/30/82	3	Georgia Tech	Arma, LA
36	Leonhard, Jim	S	5-8	186	10/27/82	4	Wisconsin	Tony, WI
52	Lewis, Ray	ILB	6-1	250	5/15/75	13	Miami	Lakeland, FL
29	Martin, Derrick	CB	5-10	202	5/16/85	3	Wyoming	Denver, CO
85	Mason, Derrick	WR	5-10	192	1/17/74	12	Michigan State	Detroit, MI
21	McAlister, Chris	CB	6-1	210	6/14/77	10	Arizona	Pasadena, CA
48	McClain, Jameel	LB	6-1	250	7/25/85	R	Syracuse	Philadelphia, PA
37	McClain, Le'Ron	FB	6-0	260	12/27/84	2	Alabama	Northport, AL
58	McCune, Robert	LB	6-0	245	3/9/79	2	Louisville	Mobile, AL
23	McGahee, Willis	RB	6-0	232	10/21/81	6	Miami	Miami, FL
43	Nakamura, Haruki	S	5-10	205	4/18/86	R	Cincinnati	Cleveland, OH
92	Ngata, Haloti	NT	6-4	345	1/21/84	3	Oregon	Salt Lake City, UT
44	Nordin, Jake	FB	6-3	255	7/8/84	1	Northern Illinois	Lake Lillian, MN
69	Parker, J'Vonne	DT	6-4	325	6/7/82	2	Rutgers	Newark, NJ
38	Patrick, Allen	RB	6-1	200	2/15/84	R	Oklahoma	Conway, SC
24	Pittman, David	CB	5-11	185	10/14/83	3	Northwestern St.	Gramercy, LA
27	Prude, Ronnie	CB	5-11	180	6/4/82	3	Louisiana State	Shreveport, LA
90	Pryce, Trevor	DT	6-5	290	8/3/75	12	Clemson	Winter Park, FL
20	Reed, Ed	S	5-11	200	9/11/78	7	Miami	St. Rose, LA
18	Reed, Kerry	WR	6-1	201	12/24/84	1	Michigan State	Homestead, FL
77	Reitz, Joe	T	6-7	270	8/24/85	R	Western Michigan	Fishers, IN
39	Rice, Ray	RB	5-8	205	1/22/87	R	Rutgers	New Rochelle, NY
8	Roach, Brad	QB	6-6	250	3/4/85	R	Catawba	Williamston, NC
22	Rolle, Samari	CB	6-0	175	8/10/76	11	Florida State	Miami, FL
34	Ross, Cory	RB	5-6	205	9/22/82	3	Nebraska	Denver, CO
57	Scott, Bart	ILB	6-2	240	8/18/80	7	Southern Illinois	Detroit, MI
81	Smith, Marcus	WR	6-1	215	1/11/85	R	New Mexico	San Diego, CA
51	Smith, Mike	ILB	6-1	235	9/2/81	4	Texas Tech	Lubbock, TX
10	Smith, Troy	QB	6-0	215	7/20/84	2	Ohio State	Cleveland, OH
56	Stills, Gary	OLB	6-2	250	7/11/74	10	West Virginia	Trenton, NJ
3	Stover, Matt	K	5-11	180	1/27/68	19	Louisiana Tech	Dallas, TX
55	Suggs, Terrell	OLB	6-3	260	10/11/82	6	Arizona State	Chandler, AZ
98	Sypniewski, Quinn	TE	6-6	270	4/14/82	3	Colorado	Johnston, Iowa
88	Talavou, Kelly	NT	6-2	340	10/4/84	1	Utah	Fountain Valley, CA
78	Terry, Adam	T	6-8	330	9/1/82	4	Syracuse	Queensbury, NY
80	Vickers, Lee	TE	6-6	275	3/13/81	2	North Alabama	Athens, AL
41	Walker, Frank	CB	5-11	196	8/6/81	6	Tuskegee	Tuskegee, AL
28	Walls, Lenny	CB	6-4	197	9/26/79	7	Boston College	San Francisco, CA
31	Washington, Fabian	CB	5-11	180	6/9/83	4	Nebraska	Bradenton, FL
12	Wheelwright, Ernie	WR	6-5	220	7/10/84	R	Minnesota	Columbus, OH
79	Wiggins, Isaiah	G	6-4	300	12/15/84	R	Illinois State	Chicago, IL
83	Wilcox, Daniel	TE	6-1	250	3/23/77	6	Appalachian State	Atlanta, GA
87	Williams, Demetrius	WR	6-2	197	3/28/83	3	Oregon	Concord, CA
72	Williams, Lorenzo	DL	6-0	310	10/23/84	R	Missouri	Midwest City, OK
17	Willis, Matt	WR	5-11	190	4/13/84	2	UCLA	La Palma, CA
73	Yanda, Marshal	G/T	6-3	310	9/15/84	2	Iowa	Anamosa, IA
25	Zbikowski, Tom	S	5-11	215	5/22/85	R	Notre Dame	Arlington Heights, IL



# 2008 BALTIMORE RAVENS NUMERICAL ROSTER

No.	Name	Pos.	Ht.	Wt.	Birthdate	Exp.	College	How Acquired	GP/GS/DNP/INA
2	Piotr Czech	K	6-5	210	8/17/86	R	Wagner	FA '08	0/0/0/0
3	Matt Stover	K	5-11	180	1/27/68	19	Louisiana Tech	PB (NYG) '91	16/0/0/0
4	Sam Koch	P	6-1	220	8/13/82	3	Nebraska	D6a '06	16/0/0/0
5	Joe Flacco	QB	6-6	230	1/16/85	R	Delaware	D1 '08	0/0/0/0
7	Kyle Boller	QB	6-3	220	6/17/81	6	California	D1b '03	12/8/2/2
8	Brad Roach	QB	6-6	250	3/4/84	R	Catawba	FA '08	0/0/0/0
10	Troy Smith	QB	6-0	215	7/20/84	2	Ohio State	D5 '07	4/2/3/9
12	Ernie Wheelwright	WR	6-5	220	7/10/84	R	Minnesota	FA '08	0/0/0/0
14	Justin Harper	WR	6-3	215	2/24/85	R	Virginia Tech	D7a '08	0/0/0/0
15	Patrick Carter	WR	6-3	195	2/6/85	R	Louisville	FA '08	0/0/0/0
16	Yamon Figurs	WR/RS	5-11	180	1/10/82	2	Kansas State	D3a '07	14/0/0/2
17	Matt Willis	WR	5-11	190	4/13/84	2	UCLA	FA '07	5/0/3/0
18	Kerry Reed	WR	6-1	201	12/24/84	1	Michigan State	FA '08	1/0/1/4
20	Ed Reed	S	5-11	200	9/11/78	7	Miami	D1 '02	16/16/0/0
21	Chris McAlister	CB	6-1	210	6/14/77	10	Arizona	D1 '99	8/8/0/5
22	Samari Rolle	CB	6-0	175	8/10/76	11	Florida State	FA '05	6/5/1/7
23	Willis McGahee	RB	6-0	232	10/21/81	6	Miami	TR (BUF) '07	15/15/0/1
24	David Pittman	CB	5-11	185	10/14/83	3	Northwestern St.	D3 '06	8/1/3/5
25	Tom Zbitkowski	S	5-11	215	5/22/85	R	Notre Dame	D3b '08	0/0/0/0
26	Dawan Landry	S	6-0	220	12/30/82	3	Georgia Tech	D5a '06	16/16/0/0
27	Ronnie Prude	CB	5-11	180	6/4/82	3	Louisiana State	FA '06	15/0/0/1
28	Lenny Walls	CB	6-4	197	9/26/79	7	Boston College	FA '08	5/3/0/0
29	Derrick Martin	CB	5-10	202	5/16/85	3	Wyoming	D6b '06	16/3/0/0
30	P.J. Daniels	RB	5-10	210	12/21/82	3	Georgia Tech	D4b '06	0/0/0/0
31	Fabian Washington	CB	5-11	180	6/9/83	4	Nebraska	TR (OAK) '08	15/3/0/1
33	Justin Green	FB	5-11	250	4/30/82	4	Montana	D5 '05	15/0/1/0
34	Cory Ross	RB	5-6	205	9/22/82	3	Nebraska	FA '06	6/0/0/7
35	Corey Ivy	CB	5-9	190	3/29/77	8	Oklahoma	UFA (STL) '06	16/13/0/0
36	Jim Leonhard	S	5-8	186	10/27/82	4	Wisconsin	FA '08	13/6/0/3
37	Le'Ron McClain	FB	6-0	260	12/27/84	2	Alabama	D4b '07	16/11/0/0
38	Allen Patrick	RB	6-1	200	2/15/84	R	Oklahoma	D7b '08	0/0/0/0
39	Ray Rice	RB	5-8	205	1/22/87	R	Rutgers	D2 '08	0/0/0/0
41	Frank Walker	CB	5-11	196	8/6/81	6	Tuskegee	UFA (GB) '08	12/0/2/2
43	Haruki Nakamura	S	5-10	205	4/18/86	R	Cincinnati	D6 '08	0/0/0/0
44	Jake Nordin	FB	6-3	255	7/8/84	1	Northern Illinois	FA '07	1/0/0/0
47	Scott Kuhn	TE	6-6	257	4/16/86	R	Louisville	FA '08	0/0/0/0
48	Jameel McClain	LB	6-1	250	7/25/85	R	Syracuse	FA '08	0/0/0/0
49	Tavares Gooden	ILB	6-1	235	10/7/84	R	Miami	D3a '08	0/0/0/0
50	Antwan Barnes	OLB	6-1	245	10/19/84	2	Florida International	D4a '07	14/0/0/2
51	Mike Smith	ILB	6-1	235	9/2/81	4	Texas Tech	D7 '05	0/0/0/0
52	Ray Lewis	ILB	6-1	250	5/15/75	13	Miami	D1b '06	14/14/0/2
53	Dan Cody	OLB	6-5	255	12/1/81	4	Oklahoma	D2a '05	0/0/0/0
54	Prescott Burgess	OLB	6-3	245	3/6/84	2	Michigan	D6 '07	8/0/0/1
55	Terrrell Suggs	OLB	6-3	260	10/11/82	6	Arizona State	D1a '03	16/16/0/0
56	Gary Stills	OLB	6-2	250	7/11/74	10	West Virginia	FA '06	16/0/0/0
57	Bart Scott	ILB	6-2	240	8/18/80	7	Southern Illinois	FA '02	16/16/0/0
58	Robert McCune	LB	6-0	245	3/9/79	2	Louisville	FA '07	2/0/0/0
59	Nick Greisen	ILB	6-1	250	8/10/79	7	Wisconsin	FA '07	14/2/0/0
60	Jason Brown	G/C	6-3	320	5/5/83	4	North Carolina	D4 '05	16/16/0/0
61	Adam Kraus	G	6-6	295	9/10/84	R	Michigan	FA '08	0/0/0/0
63	Amon Gordon	DT	6-2	305	10/31/81	4	Stanford	FA '07	1/0/0/3
64	Oniel Cousins	T	6-4	310	6/29/84	R	UTEP	D3c '08	0/0/0/0
65	Chris Chester	G/C	6-3	305	1/12/83	3	Oklahoma	D2 '06	16/5/0/0
66	Ben Grubbs	G	6-3	315	3/10/84	2	Auburn	D1 '07	16/12/0/0
67	Adrien Clarke	G	6-5	330	3/26/81	4	Ohio State	FA '08	14/14/0/2
68	Sean Dumford	T	6-5	300	11/11/84	R	Eastern Kentucky	FA '08	0/0/0/0
69	J'Vonne Parker	DT	6-4	325	6/7/82	2	Rutgers	FA '07	0/0/1/0
70	Matt Katula	LS	6-6	272	8/22/82	4	Wisconsin	FA '05	16/0/0/0
71	Jared Gaither	T	6-9	330	3/18/86	2	Maryland	SD5 '07	6/2/5/6
72	Lorenzo Williams	DL	6-0	310	10/23/84	R	Missouri	FA '08	0/0/0/0
73	Marshal Yanda	G/T	6-3	310	9/15/84	2	Iowa	D3b '07	16/12/0/0
74	Mike Kralcik	T	6-8	340	9/9/82	1	San Diego State	FA '05	2/0/0/0
76	David Hale	G/T	6-6	315	3/3/83	R	Weber State	D4b '08	0/0/0/0
77	Joe Reitz	T	6-7	270	8/24/85	R	Western Michigan	FA '08	0/0/0/0
78	Adam Terry	T	6-8	330	9/1/82	4	Syracuse	D2b '05	13/9/0/3
79	Isaiah Wiggins	G	6-4	300	12/15/84	R	Illinois State	FA '08	0/0/0/0
80	Lee Vickers	TE	6-6	275	3/13/81	2	North Alabama	FA '07	8/2/2/0
81	Marcus Smith	WR	6-1	215	1/11/85	R	New Mexico	D4a '08	0/0/0/0
83	Daniel Wilcox	TE	6-1	250	3/23/77	6	Appalachian State	FA '04	5/10/1/1
85	Derrick Mason	WR	5-10	192	1/17/74	12	Michigan State	FA '05	16/16/0/0
86	Todd Heap	TE	6-5	250	3/16/80	8	Arizona State	D1 '01	6/6/0/9
87	Demetrius Williams	WR	6-2	197	3/28/83	3	Oregon	D4a '06	9/4/0/7
88	Quinn Sypniewski	TE	6-6	270	4/14/82	3	Colorado	D5b '06	15/9/0/1
89	Mark Clayton	WR	5-10	190	7/2/82	4	Oklahoma	D1 '05	16/12/0/0
90	Trevor Pryce	DT	6-5	290	8/3/75	12	Clemson	FA '06	5/2/0/5
91	Edgar Jones	OLB	6-3	263	12/1/84	2	Southeast Missouri	FA '07	4/0/0/10
92	Haloti Ngata	DT	6-4	345	1/21/84	3	Oregon	D1 '06	16/16/0/0
93	Dwan Edwards	NT	6-3	295	5/16/81	5	Oregon State	D2 '04	16/13/0/0
94	Justin Bannan	DT	6-3	310	4/18/79	7	Colorado	UFA (BUF) '06	15/1/0/1
95	Jarret Johnson	OLB	6-3	265	8/14/81	6	Alabama	D4a '03	16/16/0/0
96	Brendon Ayanbadejo	LB	6-1	228	9/6/76	6	UCLA	UFA (CHI) '08	16/0/0/0
97	Kelly Gregg	DT	6-0	315	11/1/76	9	Oklahoma	FA '00	16/16/0/0
98	Kelly Talavou	NT	6-2	340	10/4/84	1	Utah	FA '08	0/0/0/0



**NOW'S THE TIME FOR POP CULTURE!**

VISIT YOUR FAVORITE  
POP CULTURE ICONS FROM THE  
'20s, '30s, '40s, '50s, '60s, '70s, '80s, etc...



**GEPPI'S entertainment MUSEUM**

301 W. CAMDEN STREET • BALTIMORE, MD 21201 • 410-625-7060

**WWW.GEPPISMUSEUM.COM**

© 2009 Geppi Entertainment Museum, Inc. All rights reserved.

# 2007 STATISTICS

## RESULTS AND ATTENDANCE

### WON 5, LOST 11

9/10	L	20-27	at Cincinnati	66,093
9/16	W	20-13	New York Jets	71,246
9/23	W	26-23	Arizona	71,372
9/30	L	13-27	at Cleveland	73,024
10/07	W	9-7	at San Francisco	67,885
10/14	W	22-3	St. Louis	71,175
10/21	L	14-19	at Buffalo	70,727
11/05	L	7-38	at Pittsburgh	63,457
11/11	L	7-21	Cincinnati	71,130
11/18	L	30-33 (OT)	Cleveland	71,055
11/25	L	14-32	at San Diego	63,337
12/03	L	24-27	New England	71,382
12/09	L	20-44	Indianapolis	70,513
12/16	L	16-22 (OT)	at Miami	70,287
12/23	L	6-27	at Seattle	68,164
12/30	W	27-21	Pittsburgh	71,353

## TEAM STATISTICS

### TOTAL FIRST DOWNS

	RAVENS	OPPONENT
Rushing	96	69
Passing	175	162
Penalty	20	27
3rd Down: Made/Att	90/234	82/224
3rd Down Pct.	38.5	36.6
4th Down: Made/Att	11/21	7/13
4th Down Pct.	52.4	53.8

### POSSESSION AVG.

RAVENS	30:46
OPPONENTS	29:14

### TOTAL NET YARDS

RAVENS	4832
OPPONENTS	4825

Avg. Per Game	302.0	301.6
Total Plays	1042	968
Avg. Per Play	4.6	5.0

### NET YARDS RUSHING

RAVENS	1797
OPPONENTS	1268

Avg. Per Game	112.3	79.3
Total Rushes	446	446

### NET YARDS PASSING

RAVENS	3035
OPPONENTS	3557

Avg. Per Game	189.7	222.3
Sacked/Yards Lost	39/273	32/183
Gross Yards	3308	3740

Att./Completions	557/341	490/293
Completion Pct.	61.2	59.8
Had Intercepted	14	17

### PUNTS/AVERAGE

RAVENS	79/43.0
OPPONENTS	76/43.1

### NET PUNTING AVG.

RAVENS	79/36.0
OPPONENTS	76/37.4

### PENALTIES/YARDS

RAVENS	107/873
OPPONENTS	84/728

### FUMBLES/BALL LOST

RAVENS	35/26
OPPONENTS	12/6

### TOUCHDOWNS

RAVENS	28
OPPONENTS	39

Rushing	11	9
Passing	13	27
Returns	4	3

### SCORE BY PERIODS

	1	2	3	4	OT	PTS
RAVENS	33	110	44	88	0	275
Opponents	69	136	87	83	9	384

### SCORING

	TD	RU	PA	RT	K/PAT	FG	S	PTS
Stover	0	0	0	0	26/26	27/32	0	107
McGahee	8	7	1	0	0	0	0	48
Mason	5	0	5	0	0	0	0	30
Darling	3	0	3	0	0	0	0	18
Figurs	2	0	0	2	0	0	0	12
Mu. Smith	2	2	0	0	0	0	0	12
Heap	1	0	1	0	0	0	0	6
Lewis	1	0	0	1	0	0	0	6
McClain	1	0	1	0	0	0	0	6
Reed	1	0	0	1	0	0	0	6
Ross	1	1	0	0	0	0	0	6
T. Smith	1	1	0	0	0	0	0	6
Sypniewski	1	0	1	0	0	0	0	6
Wilcox	1	0	1	0	0	0	0	6
RAVENS	8	11	13	4	26/26	27/32	0	275
Opponents	39	9	27	3	35/36	37/43	1	384

### SCORING

## 2-PL. CONVERSIONS: RAVENS 0-2, Opponents 1-2

**SACKS:** Suggs 5, Gregg 3, Ivy 3, Ngata 3, Bannan 2, Barnes 2, Johnson 2, Lewis 2, Pryce 2, Sapp 2, Edwards 1, Jones 1, Landry 1, Scott 1, Stills 1, (group) 1, **RAVENS 32, Opponents 39**

**FUM/LOST:** McNair 8/7, Boller 5/4, Figurs 4/1, McGahee 4/3, T. Smith 3/2, Anderson 2/2, Reed 2/2, Ross 2/2, Mason 1/1, McClain 1/1, Pittman 1/0, Mu. Smith 1/0, Sypniewski 1/1

PASSING	A/T	COMP	YARDS	COMP%	YDS/ATT	TD	TD%	INT	INT%	LG	SACK/LOST	RATING
Boller	275	168	1743	61.1	6.34	9	3.3	10	3.6	53	24/159	75.2
McNair	205	133	1113	64.9	5.43	2	1.0	4	2.0	30	11/85	73.9
T. Smith	76	40	452	52.6	5.95	2	2.6	0	0.0	79t	4/20	79.5
Clayton	1	0	0	0.0	0.00	0	0.0	0	0.0	0	0/0	39.6
RAVENS	557	341	3308	61.2	5.94	13	2.3	14	2.5	79t	39/273	75.2
Opponents	490	293	3740	59.8	7.63	27	5.5	17	3.5	78t	32/183	87.6

RUSHING	NO	YDS	AVG	LG	TD
McGahee	294	1207	4.1	46t	7
Mu. Smith	75	264	3.5	24	2
Boller	19	89	4.7	15	0
Ross	12	72	6.0	32t	1
Anderson	15	62	4.1	16	0
T. Smith	12	54	4.5	14	1
McNair	10	32	3.2	13	0
McClain	8	18	2.3	4	0
Figurs	1	-1	-1.0	-1	0
RAVENS	446	1797	4.0	46t	11
Opponents	446	1268	2.8	36	9

RECEIVING	NO	YDS	AVG	LG	TD
Mason	103	1087	10.6	79t	5
Clayton	48	531	11.1	52	0
McGahee	43	231	5.4	30	1
Sypniewski	34	246	7.2	13	1
Mu. Smith	27	192	7.1	29	0
Heap	23	239	10.4	37	1
Williams	20	290	14.5	34	0
Darling	18	326	18.1	53	3
McClain	9	55	6.1	13t	1
Wilcox	6	18	3.0	7	1
Anderson	4	26	6.5	10	0
Green	2	16	8.0	10	0
Vickers LG	2	4	2.0	5	0
Vickers TM	2	4	2.0	5	0
Figurs	1	36	36.0	36	0
Willis	1	11	11.0	11	0
RAVENS	341	3308	9.7	79t	13
Opponents	293	3740	12.8	78t	27

INTERCEPTIONS	NO	YDS	AVG	LG	TD
Reed	7	130	18.6	32	0
Lewis	2	35	17.5	35t	1
Pittman	2	21	10.5	29	0
Martin	2	3	1.5	3	0
Ivy	1	22	22.0	22	0
Edwards	1	1	1.0	1	0
McAlister	1	0	0.0	0	0
Rolle	1	0	0.0	0	0
RAVENS	17	212	12.5	35t	1
Opponents	14	293	20.9	100t	1

PUNTING	NO	YDS	AVG	NET	TB	IN	LG	BLK
Koch	78	3397	43.6	36.0	9	20	64	1
RAVENS	79	3397	43.0	36.0	9	20	64	1
Opponents	76	3277	43.1	37.4	5	26	74	0

PUNT RETURNS	RET	FC	YDS	AVG	LG	TD
Figurs	16	9	171	10.7	75t	1
Reed	10	3	94	9.4	63t	1
Ross	5	0	36	7.2	15	0
Sams	4	0	37	9.3	16	0
RAVENS	35	12	338	9.7	75t	2
Opponents	38	16	375	9.9	49	0

KICKOFF RETURNS	NO	YDS	AVG	LG	TD
Figurs	46	1138	24.7	94t	1
Ross	9	148	16.4	25	0
Sams	5	140	28.0	47	0
Mu. Smith	3	89	29.7	52	0
Anderson	2	10	5.0	10	0
RAVENS	65	1525	23.5	94t	1
Opponents	61	1444	23.7	50	0

FIELD GOALS	1-19	20-29	30-39	40-49	50+
Stover	1/1	11/11	7/7	8/12	0/1
RAVENS	1/1	11/11	7/7	8/12	0/1
Opponents	1/1	14/14	10/12	10/11	2/5

**Stover:** (36G,23G)(28G,46N,43G)(21G,28G,43G,46G)(46N,21G,29G,41N)(26G,32G,49G)(43G,42G,23G,31G,36G)(0)(0)(34G,41G,47G)(0)(29G)(0)(27G,39G,50B,18G,44N)(0)(28G,31G)

**Opponents:** (53N,23G,40G)(50G,52N,21G)(48G,47N,40G,41G)(41G,20G)(52N)(35N,32G)(29G,26G,35G,41G)(22G)(34G,19G,22G,35G,35G,21G,33G)(35N,28G,39G,51G,33G)(27G,46G,41G,41G)(21G,38G)(0)(23G,22G,29G)(42G,39G)(0)

## 2007 DEFENSIVE STATISTICS

FROM COACHES VIDEO

PLAYER	TT	SOLO	AS	YDS			RET.			
				SACKS	LOST	INT	YDS	PD	FF	FR
Lewis, Ray	184	108	76	2	7	2	35	10	2	1
Scott, Bart	131	84	47	1	2	0	0	3	0	0
Gregg, Kelly	111	78	33	3	15	0	0	4	0	1
Suggs, Terrell	95	51	44	5	34	0	0	7	1	0
Johnson, Jarret	94	59	35	2	19	0	0	2	2	0
Ngata, Haloti	94	58	36	3	14	0	0	2	1	0
Landry, Dawan	91	73	18	1	9	0	0	7	0	0
Ivy, Corey	63	55	8	3	21	1	22	16	1	1
Edwards, Dwan	58	30	28	1	8	1	1	1	0	0
Reed, Ed	45	36	9	0	0	7	130	13	0	1
Greisen, Nick	38	22	16	0	0	0	0	0	0	1
Bannan, Justin	37	19	18	2	4	0	0	0	1	0
Martin, Derrick	26	23	3	0	0	2	3	8	0	0
Rolle, Samari	25	23	2	0	0	1	0	5	0	0
McAlister, Chris	23	19	4	0	0	1	0	10	0	0
Pryce, Trevor	19	9	10	2	8	0	0	0	0	0
Pittman, David	10	8	2	0	0	2	21	4	0	0
Gaston, Willie	9	8	1	0	0	0	0	1	0	0
Sapp, Jerome	9	8	1	2	15	0	0	0	0	0
Barnes, Antwan	8	4	4	2	20	0	0	0	0	0
Prude, Ronnie	6	6	0	0	0	0	0	3	0	0
Winborne, Jamaime	6	5	1	0	0	0	0	3	0	0
Jones, Edgar	5	2	3	1	0	0	0	0	0	0
Gordon, Amon	3	2	1	0	0	0	0	0	0	0
Stills, Gary	3	1	2	1	5	0	0	0	0	0
<b>Totals</b>	<b>1193</b>	<b>791</b>	<b>402</b>	<b>32*</b>	<b>181</b>	<b>17</b>	<b>212</b>	<b>99</b>	<b>8</b>	<b>5</b>

\*Includes a group sack

## 2007 SPECIAL TEAMS STATISTICS

FROM COACHES VIDEO

PLAYER	TT	SOLO	AS	FF	FR	BK
Stills, Gary	26	25	1	1	0	0
Winborne, Jamaime	21	21	0	0	0	0
Green, Justin	19	18	1	0	0	0
Martin, Derrick	17	17	0	0	1	0
Greisen, Nick	13	13	0	0	0	0
McClain, LeRon	12	12	0	0	0	0
Prude, Ronnie	8	8	0	0	0	0
Barnes, Antwan	8	7	1	1	0	0
Burgess, Prescott	7	7	0	0	0	0
Katula, Matt	7	7	0	0	0	0
Smith, Musa	7	7	0	0	0	0
Sapp, Jerome	5	5	0	0	0	0
Wilcox, Daniel	5	5	0	0	0	0
Landry, Dawan	5	5	0	0	0	0
Anderson, Mike	4	3	1	0	0	0
McCune, Robert	3	2	1	0	0	0
Darling, Deward	2	2	0	0	1	0
Haley, Dennis	2	2	0	0	0	0
Ivy, Corey	2	2	0	0	0	0
Jones, Edgar	2	2	0	0	0	0
Willis, Matt	2	2	0	0	0	0
Gaston, Willie	1	1	0	0	0	0
Koch, Sam	1	1	0	0	0	0
Edwards, Dwan	0	0	0	0	0	1
<b>Totals</b>	<b>179</b>	<b>174</b>	<b>5</b>	<b>2</b>	<b>2</b>	<b>1</b>

### TOP THREE

SOLO	SACKS	FF	FR	PD
108 Ray Lewis	5 Terrell Suggs	2 Jarret Johnson	1 5 Players	16 Corey Ivy
84 Bart Scott	3 3 Players	2 Ray Lewis		13 Ed Reed
78 Kelly Gregg	2 6 Players	1 4 Players		10 2 Players

### 2007 USUAL STARTING LINEUPS

OFFENSE		DEFENSE	
WR 89 Mark Clayton	LDT 93 Dwan Edwards	NT 97 Kelly Gregg	
LT 75 Jonathan Ogden	NT 97 Kelly Gregg	RDT 92 Haloti Ngata	
LG 60 Jason Brown	RDT 92 Haloti Ngata	LILB 52 Ray Lewis	
C 62 Mike Flynn	LILB 52 Ray Lewis	LILB 52 Ray Lewis	
RG 66 Ben Grubbs	LILB 52 Ray Lewis	RILB 57 Bart Scott	
RT 73 Marshal Yanda	RILB 57 Bart Scott	ROLB 55 Terrell Suggs	
TE 88 Quinn Sypniewski	ROLB 55 Terrell Suggs	LCB 21 Chris McAlister	
WR 85 Derrick Mason	LCB 21 Chris McAlister	RCB 35 Corey Ivy	
QB 9 Steve McNair/7 Kyle Boller	RCB 35 Corey Ivy	SS 26 Dawan Landry	
RB 23 Willis McGahee	SS 26 Dawan Landry	FS 20 Ed Reed	
FB 39 LeRon McClain	FS 20 Ed Reed		

### 2007 RAVENS COACHES

**Brian Billick**, Head Coach; **Rick Neuheisel**, Offensive Coordinator/Quarterbacks; **Rex Ryan**, Defensive Coordinator; **Frank Ganz Jr.**, Special Teams Coordinator; **Clarence Brooks**, Defensive Line; **Mark Carrier**, Secondary; **Vic Fangio**, Special Assistant to the Head Coach/Defense; **John Fassel**, Special Teams Assistant; **Jedd Fisch**, Asst. Quarterbacks; **Jeff FitzGerald**, Linebackers; **Chris Foerster**, Asst. Head Coach/Offensive Line; **Jeff Friday**, Strength and Conditioning; **Wade Harman**, Tight Ends/Asst. Offensive Line; **Mike Johnson**, Wide Receivers; **Tony Nathan**, Running Backs; **Mike Pettine**, Outside Linebackers; **Paul Ricci**, Asst. Strength and Conditioning; **Greg Roman**, Asst. Offensive Line; **Dennis Thurman**, Secondary

### 2007 RAVENS HONOR ROLL

**Pro Bowl:** LB Ray Lewis, RB Willis McGahee, LT Jonathan Ogden, S Ed Reed (starter)

**Pro Bowl (1st Alternate):** LB Terrell Suggs, ST Gary Stills

**Pro Football Weekly's All-Rookie Team:** G Ben Grubbs, RS Yamon Figurs

**USA Today's All-Joe Team:** NT Kelly Gregg, DT Haloti Ngata

**NFL Players of the Week:** K Matt Stover (Week 6) - Special Teams, RS Yamon Figurs (Week 3) - Special Teams

**Ed Block Courage Award:** CB Samari Rolle

**Ravens Roost Unsung Hero:** NT Kelly Gregg

**Ravens Roost Extra Effort:** G Ben Grubbs

**Ravens Nest Player of the Year:** LB Jarret Johnson

### BALTIMORE RAVENS 2007 SEASON REVIEW

Record	5-11	vs. AFC North	1-5
vs. AFC	2-10	vs. NFC	3-1
Home	4-4	Away	1-7
On Grass	1-4	On Artificial Turf	4-7
Outdoors	5-11	Indoors	0-0
Leading at Halftime	5-1	Trailing at Halftime	0-9
Tied at Halftime	0-1	Leading After 3 Quarters	5-1
Tied After 3 Quarters	0-1	Trailing After 3 Quarters	0-9
Winning Coin Toss	4-3	Losing Coin Toss	1-8
Decided by 7 Points or Less	4-5	Decided By 3 Points or Less	2-2
When Scoring First	4-5	When Not Scoring First	0-10
Positive or Even Turnover Ratio	5-1	Negative Turnover Ratio	0-10
Winning or Even Penalty Ratio	3-5	Losing Penalty Ratio	2-6
With a 100-Yard Rusher	0-5	With a 100-Yard Receiver	0-2
Without a 100-Yard Rusher	5-6	Without a 100-Yard Receiver	5-9
When Allowing a 100-Yard Rusher	0-0	When Not Allowing a 100-Yard Rusher	5-11
When Allowing a 100-Yard Receiver	2-4	When Not Allowing a 100-Yard Receiver	3-7
With a 300-Yard Passer	0-1	Without a 300-Yard Passer	5-10
Allowing a 300-Yard (net) Passer	0-1	Not Allowing a 300-Yard (net) Passer	5-10
Overtime	0-2	Preseason	1-3

# 2007 PRESEASON STATISTICS

## RESULTS AND ATTENDANCE

### WON 1, LOST 3

8/13	W	29-3	Philadelphia	71,060
8/19	L	12-13	New York Giants	70,754
8/25*	L	7-13	at Washington	60,080
8/31	L	10-13	at Atlanta	71,377

\*Game terminated in 3rd quarter due to severe weather

## TEAM STATISTICS

	RAVENS	OPPONENT
<b>TOTAL FIRST DOWNS</b>	<b>57</b>	<b>53</b>
Rushing	15	19
Passing	38	26
Penalty	4	8
3rd Down: Made/Att	16/49	13/52
3rd Down Pct.	32.7	25.0
4th Down: Made/Att	0/2	2/3
4th Down Pct.	0.0	66.7

## POSSESSION AVG.

<b>TOTAL NET YARDS</b>	<b>988</b>	<b>888</b>
Avg. Per Game	247.0	222.0
Total Plays	214	226
Avg. Per Play	4.6	3.9

## NET YARDS RUSHING

<b>NET YARDS PASSING</b>	<b>656</b>	<b>540</b>
Avg. Per Game	164.0	135.0
Sacked/Yards Lost	9/71	13/102
Gross Yards	727	642
Att./Completions	123/73	108/63
Completion Pct.	59.3	58.3
Had Intercepted	3	0

## PUNTS/AVERAGE

<b>NET PUNTING AVG.</b>	<b>21/38.1</b>	<b>25/40.3</b>
<b>PENALTIES/YARDS</b>	<b>26/155</b>	<b>27/231</b>

## FUMBLES/BALL LOST

<b>TOUCHDOWNS</b>	<b>4</b>	<b>3</b>
Rushing	0	0
Passing	4	2
Returns	0	1

## SCORE BY PERIODS

	1	2	3	4	OT	PTS
<b>RAVENS</b>	<b>17</b>	<b>16</b>	<b>6</b>	<b>19</b>	<b>0</b>	<b>58</b>
<b>Opponents</b>	<b>10</b>	<b>13</b>	<b>7</b>	<b>12</b>	<b>0</b>	<b>42</b>

## SCORING

	TD	RU	PA	RT	K/PAT	FG	S	PTS
Stover	0	0	0	0	4/4	7/7	0	25
Lloyd	0	0	0	0	0/0	3/3	0	9
Mason	1	0	1	0	0	0	0	6
McClain	1	0	1	0	0	0	0	6
Sypniewski	1	0	1	0	0	0	0	6
Williams	1	0	1	0	0	0	0	6
<b>RAVENS</b>	<b>4</b>	<b>0</b>	<b>4</b>	<b>0</b>	<b>4/4</b>	<b>10/10</b>	<b>0</b>	<b>58</b>
<b>Opponents</b>	<b>3</b>	<b>0</b>	<b>2</b>	<b>1</b>	<b>3/3</b>	<b>7/9</b>	<b>0</b>	<b>42</b>

## 2-Pt. CONVERSIONS: RAVENS 0-0, Opponents 0-0

**SACKS:** Riddle 2, Sapp 2, Jones 1.5, Barnes 1, Burgess 1, J. Johnson 1, Prude 1, Swancutt 1, Winborne 1, (group) 1, Stills 0.5, **RAVENS 13, Opponents 9**

**FUM/LOST:** Freeman 1/1, Olson 1/0, Mu. Smith 1/1

## FIELD GOALS

	1-19	20-29	30-39	40-49	50+
Stover	0/0	1/1	1/1	3/3	2/2
Lloyd	0/0	0/0	1/1	1/1	1/1
<b>RAVENS</b>	<b>0/0</b>	<b>1/1</b>	<b>2/2</b>	<b>4/4</b>	<b>3/3</b>
<b>Opponents</b>	<b>0/0</b>	<b>2/2</b>	<b>2/2</b>	<b>2/4</b>	<b>1/1</b>

Stover: (50G,41G,50G,23G,41G)(33G,47G)(0)

Lloyd: (0)(40G,38G)(0)(55G)

**RAVENS: (50G,41G,50G,23G,41G)(33G,47G,40G,38G)(0)(55G)**

**Opponents: (43N,23G)(50G,30G)(45G,25G)(33G,45G,44N)**

PASSING	ATT	COMP	YARDS	COMP%	YDS/ATT	TD	ID%	INT	INT%	LG	SACK/LOST	RATING
Boller	38	22	257	57.9	6.76	1	2.6	1	2.6	59t	2/9	76.3
T. Smith	37	18	180	48.6	4.86	0	0.0	1	2.7	20	6/59	51.6
McNair	35	25	200	71.4	5.71	2	5.7	1	2.9	22	0/0	92.6
Olson	13	8	90	61.5	6.92	1	7.7	0	0.0	33	1/3	107.9
<b>RAVENS</b>	<b>123</b>	<b>73</b>	<b>727</b>	<b>59.3</b>	<b>5.91</b>	<b>4</b>	<b>3.3</b>	<b>3</b>	<b>2.4</b>	<b>59t</b>	<b>9/71</b>	<b>76.8</b>
<b>Opponents</b>	<b>108</b>	<b>63</b>	<b>642</b>	<b>58.3</b>	<b>5.94</b>	<b>2</b>	<b>1.9</b>	<b>0</b>	<b>0.0</b>	<b>40</b>	<b>13/102</b>	<b>81.6</b>

## RUSHING

	NO	YDS	AVG	LG	TD
Ross	23	94	4.1	24	0
Anderson	9	51	5.7	21	0
Mu. Smith	9	50	5.6	16	0
McGahee	18	47	2.6	16	0
Pruitt	11	38	3.5	12	0
Boller	5	25	5.0	20	0
T. Smith	2	21	10.5	13	0
McNair	2	6	3.0	6	0
McClain	1	3	3.0	3	0
Olson	2	-3	-1.5	-1	0
<b>RAVENS</b>	<b>82</b>	<b>332</b>	<b>4.0</b>	<b>24</b>	<b>0</b>
<b>Opponents</b>	<b>105</b>	<b>348</b>	<b>3.3</b>	<b>43</b>	<b>0</b>

## RECEIVING

	NO	YDS	AVG	LG	TD
Willis	9	83	9.2	20	0
Williams	8	150	18.8	59t	1
Freeman	6	65	10.8	22	0
Mason	6	52	8.7	21	1
Darling	5	53	10.6	23	0
Linson	5	51	10.2	15	0
Mu. Smith	5	38	7.6	13	0
Heap	4	50	12.5	22	0
Sypniewski	4	16	4.0	6t	1
Moore	3	47	15.7	33	0
Ross	3	14	4.7	9	0
Anderson	3	10	3.3	5	0
McGahee	3	3	1.0	5	0
Ballantyne	2	47	23.5	33	0
Bryant	2	28	14.0	17	0
McClain	2	8	4.0	4t	1
Clayton	1	5	5.0	5	0
Pruitt	1	5	5.0	5	0
Green	1	2	2.0	2	0
<b>RAVENS</b>	<b>73</b>	<b>727</b>	<b>10.0</b>	<b>59t</b>	<b>4</b>
<b>Opponents</b>	<b>63</b>	<b>642</b>	<b>10.2</b>	<b>40</b>	<b>2</b>

## INTERCEPTIONS

	NO	YDS	AVG	LG	TD
<b>RAVENS</b>	<b>0</b>	<b>0</b>	<b>---</b>	<b>---</b>	<b>0</b>
<b>Opponents</b>	<b>3</b>	<b>32</b>	<b>10.7</b>	<b>15</b>	<b>1</b>

## PUNTING

	NO	YDS	AVG	NET	TB	IN	LG	BLK
Koch	19	858	45.2	39.2	0	6	58	0
Carney	2	81	40.5	28.0	1	0	43	0
<b>RAVENS</b>	<b>21</b>	<b>939</b>	<b>44.7</b>	<b>38.1</b>	<b>1</b>	<b>6</b>	<b>58</b>	<b>0</b>
<b>Opponents</b>	<b>25</b>	<b>1105</b>	<b>44.2</b>	<b>40.3</b>	<b>1</b>	<b>10</b>	<b>65</b>	<b>0</b>

## PUNT RETURNS

	RET	FC	YDS	AVG	LG	TD
Figurs	8	5	54	6.8	18	0
Sams	6	0	24	4.0	9	0
<b>RAVENS</b>	<b>14</b>	<b>5</b>	<b>78</b>	<b>5.6</b>	<b>18</b>	<b>0</b>
<b>Opponents</b>	<b>13</b>	<b>4</b>	<b>118</b>	<b>9.1</b>	<b>19</b>	<b>0</b>

## KICKOFF RETURNS

	NO	YDS	AVG	LG	TD
Figurs	5	158	31.6	52	0
Sams	5	93	18.6	23	0
Ross	1	19	19.0	19	0
<b>RAVENS</b>	<b>11</b>	<b>270</b>	<b>24.5</b>	<b>52</b>	<b>0</b>
<b>Opponents</b>	<b>15</b>	<b>376</b>	<b>25.1</b>	<b>38</b>	<b>0</b>





## 2007 PRESEASON DEFENSIVE STATISTICS

FROM COACHES VIDEO

PLAYER	TT	SOLO	AS	SACKS	YDS		RET		FF	FR	BK
					LOST	INT	YDS	PD			
Burgess, Prescott	17	11	6	1	6	0	0	2	0	0	0
Edwards, Dwan	15	11	4	0	0	0	0	0	0	0	0
Haley, Dennis	15	9	6	0	0	0	0	0	0	0	0
Landry, Dawan	14	8	6	0	0	0	0	2	0	0	0
Lewis, Ray	14	7	7	0	0	0	0	0	0	0	0
Martin, Joe	14	5	9	0	0	0	0	2	0	0	0
Sapp, Jerome	13	5	8	2	23	0	0	0	0	0	0
Winborne, Jameaine	13	10	3	2	8	0	0	2	0	0	0
Johnson, Jarret	12	8	4	1	5	0	0	0	0	0	0
Scott, Bart	11	9	2	0	0	0	0	1	1	0	0
Enzor, Jamar	10	6	4	0	0	0	0	0	0	0	0
Oglesby, Evan	10	10	0	0	0	0	0	1	0	0	0
Jones, Edgar	9	9	0	1.5	11	0	0	0	0	0	0
Suggs, Terrell	9	6	3	0	0	0	0	1	0	0	0
Bannan, Justin	8	2	6	0	0	0	0	0	0	1	0
Ivy, Corey	7	6	1	0	0	0	0	0	1	0	0
Reed, Ed	7	5	2	0	0	0	0	1	0	0	0
Riddle, Ryan	7	5	2	2	11	0	0	1	0	0	0
Stills, Gary	7	6	1	0.5	4	0	0	0	0	0	0
Gaston, Willie	6	6	0	0	0	0	0	0	0	0	0
Gregg, Kelly	6	3	3	0	0	0	0	0	0	0	0
Pittman, David	6	6	0	0	0	0	0	1	0	0	0
Prude, Ronnie	6	6	0	1	10	0	0	0	2	1	0
Bryant, Anthony	5	3	2	0	0	0	0	0	0	0	0
Swancutt, Bill	5	4	1	1	6	0	0	0	0	0	0
Ellison, Atiyah	4	2	2	0	0	0	0	0	0	0	0
Marshall, Keyonta	4	1	3	0	0	0	0	0	0	0	0
Martin, Derrick	4	4	0	0	0	0	0	2	0	0	0
Ngata, Haloti	4	3	1	0	0	0	0	1	0	1	0
Price, Trevor	4	1	3	0	0	0	0	0	0	0	0
McAlister, Chris	3	3	0	0	0	0	0	0	0	0	0
Rolle, Samari	3	1	2	0	0	0	0	0	0	0	0
Barnes, Antwan	2	1	1	1	10	0	0	0	0	0	0
Blackshire, Bobby	2	2	0	0	0	0	0	0	0	0	0
Maze, Terrell	0	0	0	0	0	0	0	1	0	0	0
<b>Totals</b>	<b>276</b>	<b>184</b>	<b>92</b>	<b>13*</b>	<b>94</b>	<b>0</b>	<b>0</b>	<b>18</b>	<b>4</b>	<b>3</b>	<b>0</b>

\*Includes a group sack

## 2007 PRESEASON SPECIAL TEAMS STATISTICS

FROM COACHES VIDEO

PLAYER	TT	SOLO	AS	FF	FR	BK
Martin, Derrick	6	5	1	0	0	0
Haley, Dennis	5	3	2	0	0	0
Burgess, Prescott	4	2	2	0	0	0
Green, Justin	4	4	0	0	0	0
Ivy, Corey	4	4	0	0	0	0
McClain, LeRon	2	2	0	0	0	0
Martin, Joe	2	1	1	0	0	0
Stills, Gary	2	1	1	0	0	0
Winborne, Jameaine	2	2	0	0	0	0
Barnes, Antwan	1	0	1	0	0	0
Katula, Matt	1	1	0	0	0	0
Koch, Sam	1	1	0	0	0	0
Riddle, Ryan	1	1	0	0	0	0
Sypniewski, Quinn	1	0	1	0	0	0
<b>Totals</b>	<b>43</b>	<b>16</b>	<b>8</b>	<b>0</b>	<b>0</b>	<b>0</b>



## ALL-TIME RAVENS INTs RETURNED FOR TDs

In each of the team's 12 seasons, the Ravens have had at least 1 INT returned for a TD.

A look at the Ravens' 28 all-time INTs returned for TDs:

Date	Player	INT-TD Length	Opponent
11/18/07	LB Ray Lewis	35 yards	vs. Cleveland Browns
12/31/06	CB Chris McAlister	31 yards	vs. Buffalo Bills
11/5/06	S Ed Reed	25 yards*	vs. Cincinnati Bengals
10/29/06	S Dawan Landry	12 yards	@ New Orleans Saints
10/29/06	CB Ronnie Prude	12 yards	@ New Orleans Saints
9/10/06	CB Chris McAlister	60 yards	@ Tampa Bay Buccaneers
12/4/05	LB Adalius Thomas	20 yards	vs. Houston Texans
1/2/05	DE Jarret Johnson	6 yards	vs. Miami Dolphins
11/21/04	S Chad Williams	44 yards	vs. Dallas Cowboys
11/7/04	S Ed Reed	106 yards	vs. Cleveland Browns
10/24/04	CB Deion Sanders	48 yards	vs. Buffalo Bills
9/19/04	CB Chris McAlister	51 yards	vs. Pittsburgh Steelers
12/21/03	S Chad Williams	52 yards	@ Cleveland Browns
11/30/03	LB Ray Lewis	29 yards	vs. San Francisco 49ers
10/12/03	CB Chris McAlister	83 yards	vs. Arizona Cardinals
9/14/03	S Ed Reed	54 yards	vs. Cleveland Browns
12/1/02	S Chad Williams	98 yards	@ Cincinnati Bengals
11/10/02	LB Adalius Thomas	25 yards	vs. Cincinnati Bengals
12/2/01	S Rod Woodson	47 yards	vs. Indianapolis Colts
12/24/00	CB Chris McAlister	98 yards	vs. New York Jets
12/19/99	S Corey Harris	24 yards	vs. New Orleans Saints
12/5/99	S Rod Woodson	47 yards	vs. Tennessee Titans
11/21/99	CB Duane Starks	43 yards	@ Cincinnati Bengals
11/7/99	S Rod Woodson	66 yards	@ Cleveland Browns
11/8/98	CB Rod Woodson	18 yards	vs. Oakland Raiders
9/13/98	CB Rod Woodson	60 yards	@ New York Jets
11/30/97	CB Antonio Langham	40 yards	@ Jacksonville Jaguars
11/24/96	LB Mike Caldwell	45 yards	vs. Jacksonville Jaguars

\*lateral from Samari Rolle INT

# 2007 PLAYER PARTICIPATION CHART

Player	9/10 at Cin.	9/16 vs. NYJ	9/23 vs. Ari.	9/30 at Cle.	10/7 at SF	10/14 vs. STL	10/21 at Buf.	11/5 at Pitt.	11/11 vs. Cin.	11/18 vs. Cle.	11/25 at SD	12/3 vs. NE	12/9 vs. Ind.	12/16 at Mia.	12/23 at Sea.	12/30 vs. Pitt.	Games Played	Games Started	Did Not Play	Inactive
Anderson, Mike	INA	INA	INA	INA	DNP	X	X	INA	X	X	X	INA	X	X	X	INA	8	0	1	7
Bannan, Justin	X	X	X	X	X	X	LDT	X	X	X	X	X	INA	X	X	X	15	1	0	1
Barnes, Antwan	INA	X	X	X	X	X	X	INA	X	X	X	X	X	X	X	X	14	0	0	2
Boller, Kyle	X	QB	X	DNP	DNP	QB	QB	X	X	QB	QB	QB	QB	QB	INA	INA	12	8	2	2
Brown, Jason	LG	LG	LG	LG	LG	LG	LG	LG	LG	LG	LG	LG	LG	LG	LG	LG	16	16	0	0
Burgess, Prescott	INA	X	X	X	X	X	X	X	X	IR	IR	IR	IR	IR	IR	IR	8	0	0	1
Chester, Chris	RG	RG	RG	RG	X	C	X	X	X	X	X	X	X	X	X	X	16	5	0	0
Clayton, Mark	X	X	WR	WR	WR	WR	X	WR	WR	WR	WR	WR	WR	WR	WR	WR	16	12	0	0
Cody, Dan	PUP	PUP	PUP	PUP	PUP	PUP	PUP	PUP	IR	IR	IR	IR	IR	IR	IR	IR	0	0	0	0
Daniels, P.J.	IR	IR	IR	IR	IR	IR	IR	IR	IR	IR	IR	IR	IR	IR	IR	IR	0	0	0	0
Darling, Devard	X	X	X	X	X	X	X	X	X	X	X	X	X	X	X	WR	16	1	0	0
Edwards, Dwan	X	X	LDT	LDT	LDT	LDT	LDT	LDT	LDT	LDT	LDT	LDT	LDT	LDT	LDT	LDT	16	13	0	0
Figurs, Yamon	INA	X	X	X	X	X	X	INA	X	X	X	X	X	X	X	X	14	0	0	2
Fitch, Zarnell	PS	PS	PS	PS	PS	PS	PS	PS	PS	DNP	INA	NOR	PS	PS	PS	PS	0	0	1	1
Finnerty, Cullen	NOR	NOR	NOR	NOR	NOR	NOR	NOR	NOR	NOR	NOR	NOR	NOR	PS	DNP	DNP	DNP	0	0	2	0
Flynn, Mike	C	C	C	C	C	INA	C	C	C	C	C	C	C	C	C	C	15	15	0	1
Gaither, Jared	DNP	DNP	DNP	DNP	X	LT	LT	X	INA	INA	INA	INA	X	INA	X	X	4	2	0	0
Gaston, Willie	PS	PS	PS	PS	PS	PS	PS	PS	PS	PS	PS	PS	RCB	RCB	X	X	6	2	4	6
Gordon, Amon	NOR	NOR	NOR	NOR	NOR	NOR	NOR	NOR	NOR	PS	PS	PS	X	INA	INA	INA	1	0	0	3
Green, Justin	X	X	DNP	X	X	X	X	X	X	X	X	X	X	X	X	X	15	0	1	0
Gregg, Kelly	NT	NT	NT	NT	NT	NT	NT	NT	NT	NT	NT	NT	NT	NT	NT	NT	16	16	0	0
Greisen, Nick	NOR	NOR	X	X	X	X	X	X	X	X	X	X	X	LILB	LILB	LILB	14	2	0	0
Grubbs, Ben	X	X	X	X	RG	RG	RG	RG	RG	RG	RG	RG	RG	RG	RG	RG	16	12	0	0
Haley, Dennis	X	X	NOR	NOR	NOR	NOR	NOR	NOR	NOR	NOR	NOR	NOR	NOR	NOR	NOR	NOR	2	0	0	0
Heap, Todd	TE	TE	TE	TE	INA	TE	INA	TE	INA	INA	INA	INA	INA	INA	INA	INA	6	6	0	9
Ivy, Corey	X	X	RCB	RCB	RCB	RCB	RCB	RCB	RCB	RCB	RCB	X	RCB	RCB	RCB	RCB	16	13	0	0
Johnson, Jarret	LILB	LILB	LILB	LILB	LILB	LILB	LILB	LILB	LILB	LILB	LILB	LILB	LILB	LILB	LILB	LILB	16	16	0	0
Jones, Edgar	INA	INA	X	INA	INA	INA	NOR	INA	INA	INA	INA	INA	X	X	X	X	4	0	0	10
Katula, Matt	INA	X	X	X	X	X	X	X	X	X	X	X	X	X	X	X	16	0	0	0
Koch, Sam	X	X	X	X	X	X	X	X	X	X	X	X	X	X	X	X	16	0	0	0
Kracalik, Mike	PS	PS	PS	PS	PS	X	PS	PS	PS	PS	PS	PS	PS	PS	PS	PS	2	0	0	0
Landry, Dawan	SS	SS	SS	SS	SS	SS	SS	SS	SS	SS	SS	SS	SS	SS	SS	SS	16	16	0	0
Lewis, Ray	LILB	LILB	LILB	LILB	LILB	LILB	LILB	LILB	LILB	LILB	LILB	LILB	LILB	LILB	LILB	INA	14	14	0	2
Lloyd, Rhys	INA	INA	INA	INA	NOR	NOR	X	NOR	PS	PS	INA	X	INA	NOR	NOR	NOR	2	0	0	6
Martin, Derrick	X	X	X	X	X	X	RCB	RCB	X	X	RCB	X	X	X	X	X	16	3	0	0
Mason, Derrick	WR	WR	WR	WR	WR	WR	WR	WR	WR	WR	WR	WR	WR	WR	WR	WR	16	16	0	0
McAlister, Chris	LCB	LCB	LCB	LCB	LCB	LCB	INA	INA	LCB	INA	LCB	INA	IR	IR	IR	IR	8	8	0	5
McClain, LeRon	FB	FB	X	X	FB	FB	FB	FB	FB	FB	FB	X	X	X	FB	FB	16	11	0	0
McCune, Robert	NOR	NOR	NOR	NOR	NOR	NOR	NOR	NOR	PS	PS	PS	PS	PS	X	X	X	2	0	0	0
McGhee, Willis	RB	RB	RB	RB	RB	RB	RB	RB	RB	RB	RB	RB	RB	RB	RB	RB	15	15	0	1
McNair, Steve	QB	DNP	QB	QB	QB	DNP	QB	QB	INA	INA	IR	IR	IR	IR	IR	IR	6	6	3	2
Ndukwe, Ikechuku	PS	PS	PS	PS	PS	DNP	PS	PS	PS	PS	PS	PS	PS	PS	PS	NOR	0	0	1	0
Ngata, Haloti	RDT	RDT	RDT	RDT	RDT	RDT	RDT	RDT	RDT	RDT	RDT	RDT	RDT	RDT	RDT	RDT	16	16	0	0
Nordin, Jake	NOR	NOR	PS	NOR	NOR	NOR	PS	PS	PS	PS	PS	PS	PS	PS	PS	X	1	0	0	0
Ogden, Jonathan	LT	INA	INA	INA	INA	X	LT	LT	LT	LT	LT	LT	LT	LT	LT	LT	11	10	0	5
Parker, Jonathan	NOR	NOR	NOR	NOR	NOR	PS	PS	PS	PS	PS	PS	PS	PS	PS	PS	DNP	0	0	1	0
Pitman, David	X	INA	X	X	INA	INA	INA	X	INA	X	DNP	DNP	X	DNP	X	LCB	8	1	3	5
Prude, Ronnie	INA	X	X	X	X	X	X	X	X	X	X	X	X	X	X	X	15	0	0	1
Pryce, Trevor	LDT	LDT	INA	INA	INA	INA	INA	X	X	IR	IR	IR	IR	IR	IR	IR	5	2	0	5
Reed, Ed	FS	FS	FS	FS	FS	FS	FS	FS	FS	FS	FS	FS	FS	FS	FS	FS	16	16	0	0
Rolle, Samari	RCB	RCB	INA	INA	INA	X	RCB	INA	INA	RCB	RCB	DNP	INA	IR	IR	IR	6	5	1	7
Ross, Cory	PS	INA	INA	X	NOR	NOR	INA	X	X	X	INA	INA	INA	INA	INA	X	6	0	0	7
Sams, B.J.	X	IR	IR	IR	IR	IR	IR	IR	IR	IR	IR	IR	IR	IR	IR	IR	1	0	0	0
Sapp, Gerome	X	X	X	X	X	X	X	INA	INA	INA	INA	INA	INA	X	IR	IR	9	0	0	6
Scott, Bart	RILB	RILB	RILB	RILB	RILB	RILB	RILB	RILB	RILB	RILB	RILB	RILB	RILB	RILB	RILB	RILB	16	16	0	0
Smith, Mike	PUP	PUP	PUP	PUP	PUP	PUP	PUP	IR	IR	IR	IR	IR	IR	IR	IR	IR	0	0	0	0
Smith, Musa	X	X	X	X	X	X	X	X	X	X	X	X	X	X	X	RB	16	1	0	0
Smith, Troy	INA	INA	INA	INA	INA	INA	INA	INA	DNP	DNP	DNP	X	X	QB	QB	4	2	3	9	
Stills, Gary	X	X	X	X	X	X	X	X	X	X	X	X	X	X	X	X	16	0	0	0
Stover, Matt	X	X	X	X	X	X	X	X	X	X	X	X	X	X	X	X	16	0	0	0
Suggs, Terrell	ROLB	ROLB	ROLB	ROLB	ROLB	ROLB	ROLB	ROLB	ROLB	ROLB	ROLB	ROLB	ROLB	ROLB	ROLB	ROLB	16	16	0	0
Sypniewski, Quinn	X	X	X	X	TE	X	TE	TE	TE	TE	TE	TE	TE	TE	TE	INA	15	9	0	1
Terry, Adam	RT	LT	LT	LT	LT	INA	INA	RT	RT	RT	X	X	X	INA	X	X	13	9	0	3
Vickers, Lee	NOR	NOR	NOR	PS	PS	PS	TE	X	X	TE	DNP	DNP	X	X	X	X	8	2	2	0
Wilcox, Daniel	X	INA	INA	X	INA	INA	INA	INA	INA	INA	X	TE	TE	INA	INA	INA	5	2	0	11
Williams, Demetrius	WR	WR	WR	WR	X	X	X	X	INA	INA	INA	INA	INA	INA	INA	INA	9	4	0	7
Willis, Matt	PS	PS	PS	DNP	PS	PS	PS	PS	X	X	DNP	X	DNP	X	X	X	5	0	3	0
Winborne, Jamaine	X	X	X	X	X	X	X	X	X	X	X	X	X	X	X	X	16	0	0	0
Yanda, Marshal	X	RT	RT	RT	RT	RT	RT	X	X	X	RT	RT	RT	RT	RT	RT	16	12	0	0

X-Subbed; INA-Inactive; DNP-Did Not Play; NOR-Not on Roster; PS-Practice Squad

# 2007 GAME-BY-GAME STARTERS

## OFFENSE


GAME	WR	LT	LG	C	RG	RT	TE	WR	QB	RB	FB	OTHER
9/10	at Cincinnati	Williams	Ogden	Brown	Flynn	Chester	Terry	Mason	McNair	McGahee	McClain	n/a
9/16	New York Jets	Williams	Terry	Brown	Flynn	Chester	Yanda	Mason	Boller	McGahee	McClain	n/a
9/23	Arizona	Williams	Terry	Brown	Flynn	Chester	Yanda	Mason	McNair	McGahee	n/a	Clayton (WR)
9/30	at Cleveland	Williams	Terry	Brown	Flynn	Grubbs	Yanda	Mason	McNair	McGahee	McClain	Clayton (WR)
10/7	at San Francisco	Clayton	Terry	Brown	Flynn	Grubbs	Yanda	Sypniewski	Boller	McGahee	McClain	n/a
10/14	St. Louis	Clayton	Gaither	Brown	Chester	Grubbs	Yanda	Mason	Boller	McGahee	McClain	Vickers (TE)
10/21	at Buffalo	n/a	Ogden	Brown	Flynn	Grubbs	Yanda	Sypniewski	McNair	McGahee	McClain	n/a
11/5	at Pittsburgh	Clayton	Ogden	Brown	Flynn	Grubbs	Terry	Mason	McNair	McGahee	McClain	n/a
11/11	Cincinnati	Clayton	Ogden	Brown	Flynn	Grubbs	Terry	Mason	Boller	McGahee	McClain	n/a
11/18	Cleveland	Clayton	Ogden	Brown	Flynn	Grubbs	Yanda	Sypniewski	Boller	McGahee	n/a	Vickers (TE)
11/25	at San Diego	Clayton	Ogden	Brown	Flynn	Grubbs	Yanda	Mason	Boller	McGahee	McClain	n/a
12/3	New England	Clayton	Ogden	Brown	Flynn	Grubbs	Yanda	Sypniewski	Boller	McGahee	n/a	Wilcox (TE)
12/9	Indianapolis	Clayton	Ogden	Brown	Flynn	Grubbs	Yanda	Mason	Boller	McGahee	n/a	Wilcox (TE)
12/16	at Miami	Clayton	Ogden	Brown	Flynn	Grubbs	Yanda	Sypniewski	Boller	McGahee	McClain	n/a
12/23	at Seattle	Clayton	Ogden	Brown	Flynn	Grubbs	Yanda	Sypniewski	<b>T. Smith</b>	McGahee	McClain	n/a
12/30	Pittsburgh	<b>Darling</b>	Ogden	Brown	Flynn	Grubbs	Yanda	Mason	T. Smith	M. Smith	McClain	n/a

## DEFENSE

GAME	LDT	NT	RDT	LOLB	LILB	RILB	ROLB	LCB	RCB	SS	FS	OTHER
9/10	at Cincinnati	Gregg	Ngata	Johnson	Lewis	Scott	Suggs	McAlister	Rolle	Landy	Reed	n/a
9/16	New York Jets	Pryce	Ngata	Johnson	Lewis	Scott	Suggs	McAlister	Rolle	Landy	Reed	n/a
9/23	Arizona	Edwards	Ngata	Johnson	Lewis	Scott	Suggs	McAlister	Ivy	Landy	Reed	n/a
9/30	at Cleveland	Edwards	Ngata	Johnson	Lewis	Scott	Suggs	McAlister	Ivy	Landy	Reed	n/a
10/7	at San Francisco	Edwards	Ngata	Johnson	Lewis	Scott	Suggs	McAlister	Ivy	Landy	Reed	n/a
10/14	St. Louis	Edwards	Ngata	Johnson	Lewis	Scott	Suggs	McAlister	Ivy	Landy	Reed	n/a
10/21	at Buffalo	Bannan	Ngata	Johnson	Lewis	Scott	Suggs	Ivy	Rolle	Landy	Reed	n/a
11/5	at Pittsburgh	Edwards	Ngata	Johnson	Lewis	Scott	Suggs	Ivy	<b>Martin</b>	Landy	Reed	n/a
11/11	Cincinnati	Edwards	Ngata	Johnson	Lewis	Scott	Suggs	Ivy	<b>Martin</b>	Landy	Reed	n/a
11/18	Cleveland	Edwards	Ngata	Johnson	Lewis	Scott	Suggs	McAlister	Ivy	Landy	Reed	n/a
11/25	at San Diego	Edwards	Ngata	Johnson	Lewis	Scott	Suggs	Ivy	Rolle	Landy	Reed	n/a
12/3	New England	Edwards	Ngata	Johnson	Lewis	Scott	Suggs	McAlister	Rolle	Landy	Reed	n/a
12/9	Indianapolis	Edwards	Ngata	Johnson	Lewis	Scott	Suggs	McAlister	<b>Martin</b>	Landy	Reed	n/a
12/16	at Miami	Edwards	Ngata	Johnson	Lewis	Scott	Suggs	Ivy	<b>Gaston</b>	Landy	Reed	n/a
12/23	at Seattle	Edwards	Ngata	Johnson	Lewis	Scott	Suggs	Ivy	<b>Gaston</b>	Landy	Reed	n/a
12/30	Pittsburgh	Edwards	Ngata	Johnson	Greisen	Scott	Suggs	<b>Pittman</b>	Ivy	Landy	Reed	n/a

**BOLD/ITALICS** = 1st NFL start  
**BOLD** = 150th NFL game started

# HOW THE 2007 RAVENS WERE BUILT

YEAR	DRAFT (28)	FREE AGENTS (24)	TRADE/WAIVER (1)
2007	G Ben Grubbs (1)	QB Cullen Finnerty (RFA)	RB Willis M-Gahee (BUF)
5-11	WR Yamon Figurs (3a)	CB Willie Gaston (RFA)	
4th AFC North	G/T Marshal Yanda (3b)	DT Amon Gordon	
	OLB Antwan Barnes (4a)	ILB Nick Greisen	
	FB Le'Ron M-Clain (4b)	OLB Edgar Jones (RFA)	
	QB Troy Smith (5)	LB Robert McCune	
	OLB Prescott Burgess (6) (IR)	TE Jake Nordin	
	T Jared Gaither (Sup. Dr. 5)	DT J'Vonne Parker	
		TE Lee Vickers	
		WR Matt Willis (RFA)	
2006	DT Haloti Ngata (1)	RB Mike Anderson	QB Steve M-Nair (TEN) (IR)
13-3	C/G Chris Chester (2)	DT Justin Bannan (UFA - BUF)	
AFC North	CB David Pittman (3)	CB Corey Ivy (UFA - STL)	
Division	WR Demetrius Williams (4a)	CB Ronnie Prude (RFA)	
Champions	RB P.J. Daniels (4b) (IR)	DE Trevor Pryce (IR)	
	S Dawan Landry (5a)	RB Cory Ross (RFA)	
	TE Quinn Sypniewski (5b)	OLB Gary Stills	
	P Sam Koch (6a)		
	CB Derrick Martin (6b)		
2005	WR Mark Clayton (1)	LS Matt Katula (RFA)	
6-10	OLB Dan Cody (2a) (IR)	WR Derrick Mason (UFA - TEN)	
Tied 3rd	T Adam Terry (2b)	CB Samari Rolle (UFA - TEN) (IR)	
AFC North	G/C Jason Brown (4)	DB Jamaine Winborne	
	FB Justin Green (5)		
	LB Mike Smith (7) (IR)		
2004	DT Dwan Edwards (2)	RS B.J. Sams (RFA) (IR)	
9-7	WR Devard Darling (3)	TE Daniel Wilcox	
2nd AFC North			
2003	OLB Terrell Suggs (1a)		
10-6	QB Kyle Boller (1b)		
AFC North	RB Musa Smith (3)		
Division	DE Jarret Johnson (4a)		
Champions	S Gerome Sapp (6)* (IR)		
2002	S Ed Reed (1)	ILB Bart Scott (RFA)	
7-9			
3rd AFC North			
2001	TE Todd Heap (1) (IR)		
10-6			
2nd AFC Central			
Wild Card			
2000		DT Kelly Gregg	
12-4			
2nd AFC Central			
Super Bowl XXXV			
Champions			
1999	CB Chris McAlister (1) (IR)		
8-8			
3rd AFC Central			
1998			
6-10			
4th AFC Central			
1997		C Mike Flynn (RFA)	
6-9-1			
5th AFC Central			
1996	T Jonathan Ogden (1a)**		
4-12	ILB Ray Lewis (1b)		
5th AFC Central			
1991		K Matt Stover (Plan B)	
Cleveland Franchise			

Number in parenthesis after draft choice indicates the round in which the player was taken

(IR)--Indicates player finished 2007 season on Injured Reserve (not on the 53-man roster)

(UFA)--Unrestricted Free Agent

(RFA)--Rookie Free Agent

(Plan B)--Acquired as a Plan B free agent

(Sup. Dr.)--Acquired via the Supplemental Draft

\*Gerome Sapp was re-acquired in 2006 via a trade with the Indianapolis Colts

\*\*Jonathan Ogden was originally drafted as a guard

# 2007 GAME-BY-GAME OFFENSE

OFFENSE	9/10 @Ch.	9/16 NYJ	9/23 Ari.	9/30 @Cle.	10/7 @SF	10/14 STL	10/21 @Buf.	11/5 @Pit.	11/11 Cin.	11/18 Cle.	11/25 @SD	12/3 NE	12/9 Ind.	12/16 @Mia.	12/23 @Sen.	12/30 Pit.
Points	20	20	26	13	9	22	14	7	7	30	14	24	20	16	6	27
1st Qtr	0	7	3	0	0	3	0	0	0	0	0	7	7	0	3	0
2nd Qtr	10	10	17	6	10	0	7	0	7	7	7	3	7	10	0	10
3rd Qtr	0	0	3	0	3	3	7	0	0	7	7	7	0	0	0	7
4th Qtr	10	3	0	7	0	6	7	0	7	16	0	7	13	3	6	0
Overtime																
TDs (Ru-P)Ret	1-0-1	0-2-0	0-1-1	0-1-0	0-0-0	1-0-0	1-1-0	1-0-0	1-0-1	1-1-1	1-1-0	1-2-0	1-1-1	0-1-0	0-1-0	2-1-0
PATs (M/A)	2-2	2-2	2-2	1-1	0-0	1-1	2-2	1-1	1-1	3-3	2-2	3-3	2-2	1-1	0-0	3-3
PFT Convs (M/A)	0-0	0-0	0-0	0-0	0-0	0-0	0-0	0-0	0-0	0-0	0-0	0-0	0-0	0-0	0-1	0-0
FGs (M/A)	2-2	0-3	4-4	2-4	3-3	5-5	0-0	0-0	0-0	3-3	0-0	1-1	0-0	3-5	0-0	2-2
Safeties	0	0	0	0	0	0	0	0	0	0	0	0	0	0	0	0
First Downs	20	17	23	14	15	14	15	5	16	23	19	20	19	21	13	21
Rushing	7	7	9	5	5	4	5	1	5	5	4	10	7	9	4	9
Passing	11	10	13	19	12	8	10	4	10	16	12	10	9	11	9	11
Penalty	2	0	1	2	2	2	0	0	0	2	3	0	3	0	0	1
3rd Down Conv (M/A)	2-13	8-18	12-18	7-14	7-19	5-15	5-15	3-15	3-10	2-12	5-12	3-11	6-13	9-18	4-15	9-16
3rd Down Conv Pct	15.38%	44.44%	66.67%	50.00%	36.84%	33.33%	33.33%	20.00%	30.00%	16.67%	41.67%	27.27%	46.15%	50.00%	26.67%	56.25%
4th Down Conv (M/A)	1-1	0-1	0-0	1-3	1-1	0-0	2-4	0-0	1-2	0-1	0-1	1-1	2-4	0-0	2-2	0-0
4th Down Conv Pct	100.00%	0.00%	0.00%	33.33%	100.00%	0.00%	50.00%	0.00%	50.00%	0.00%	0.00%	100.00%	50.00%	0.00%	100.00%	0.00%
Total Net Yards	314	303	381	418	315	248	308	104	272	368	210	376	243	345	293	334
Total Off. Plays	67	69	71	73	76	63	62	51	54	72	57	60	66	70	62	69
Avg. Gain Per Play	4.7	4.4	5.4	5.7	4.1	3.9	5	2	5	5.1	3.7	6.3	3.7	4.9	4.7	4.8
Net Yards Rushing	107	118	129	111	101	77	127	64	66	128	56	166	98	163	106	180
Total Rushing Plays	25	34	30	20	33	31	24	14	18	25	20	37	32	36	27	40
Avg. Gain Per Rush	4.3	3.5	4.3	5.6	3.1	2.5	5.3	4.6	3.7	5.1	2.8	4.5	3.1	4.5	3.9	4.5
Net Yards Passing	207	185	252	307	214	171	181	40	206	240	154	210	145	182	187	154
Times Sacked	2	0	4	0	0	2	1	6	2	0	4	0	4	4	2	2
Yards Lost on Sacks	15	0	29	0	0	13	10	44	11	30	37	0	20	26	12	17
Gross Yards Passing	222	185	281	307	214	184	191	84	217	279	191	210	165	208	192	171
Pass Attempts	22	33	37	53	45	31	37	31	34	41	33	23	30	30	33	27
Pass Completions	22	28	34	29	18	21	16	16	23	22	22	15	22	15	6	16
Completion Pct	55.00%	65.71%	75.68%	64.15%	67.44%	60.00%	56.76%	51.61%	67.65%	63.64%	65.22%	73.33%	73.33%	50.00%	48.48%	59.26%
Avg. Gain Per Pass	4.9	5.3	6.1	5.8	5	5.3	4.8	1.1	5.7	5.1	4.2	9.1	4.3	5.4	5.3	5.3
Interceptions	2	0	0	1	0	1	0	1	2	2	0	1	3	1	0	0
Fumbles / Fum. Lost	5-4	1-0	1-1	1-1	0-0	2-1	2-1	4-3	4-4	2-2	3-2	1-1	2-2	0-0	3-3	4-1
Penalties	10	11	5	7	7	6	11	11	6	2	3	13	2	1	6	6
Penalty Yards	86	100	40	41	40	40	91	85	30	15	30	100	15	5	69	86
Punts	5	6	3	0	7	5	6	10	3	4	6	5	2	4	9	4
Gross Punting Average	44.6	47.5	31.3	0	41.6	50.8	50.8	43.6	36.7	48.5	37	38.2	17.5	50	41	47
Touchbacks	1	2	0	0	1	1	2	0	0	0	0	0	0	1	1	0
Inside 20	2	1	2	0	3	1	2	0	2	0	1	1	0	0	3	2
Punts Blocked	0	0	0	0	0	0	0	0	0	0	0	0	1	0	0	0
Net Punting Average	38.8	39.8	27	0	34.6	42.4	34.7	37.7	30.3	33.3	34.2	38	11.7	37.3	33.8	45.5
Punt Returns	6	4	2	1	2	0	5	3	2	3	0	2	1	2	1	1
Punt Return Yards	105	25	75	8	20	0	1	8	27	6	0	35	0	15	16	-3
Punt Return Avg.	17.5	6.3	37.5	8	10	0	0.2	2.7	13.5	2	0	17.5	0	7.5	16	-3
Fair Catches	0	0	1	0	1	2	0	0	0	2	1	1	1	1	1	1
Kickoff Returns	5	2	2	4	1	1	4	6	7	6	7	5	7	1	6	1
Kickoff Return Yards	140	89	64	18	54	68	160	112	138	152	104	196	14	122	20	0
Kickoff Return Avg.	28	44.5	32	23.5	18	54	17	26.7	16	23	21.7	20.8	28	14	20.3	0
Time of Possession	32:21	31:05	37:43	34:29	38:00	30:53	28:34	23:45	24:18	28:07	28:05	32:54	33:09	31:13	27:24	36:42



# 2007 GAME-BY-GAME DEFENSE

DEFENSE	9/10 @ Cin.	9/16 NYJ	9/23 Arl.	9/30 @ Cle.	10/7 @ SF	10/14 STL	10/21 @ Buf.	11/5 @ Pit.	11/11 Cin.	11/18 Cle.	11/25 @ SD	12/3 NE	12/9 Ind.	12/16 @ Mia.	12/23 @ Sen.	12/30 Pit.
Points	27	13	23	17	7	3	19	38	21	33	32	27	44	22	27	21
1st Qtr	9	0	0	14	0	0	3	14	0	3	3	3	23	0	0	0
2nd Qtr	3	3	3	10	0	6	21	6	10	10	22	7	14	3	21	7
3rd Qtr	7	0	3	3	7	3	10	3	3	14	7	7	7	7	6	0
4th Qtr	8	10	17	0	0	0	0	12	3	3	3	10	0	6	14	0
Overtime																
TDs (Ru-P-Ret)	0-2-1	0-1-0	0-2-0	1-2-0	0-1-0	0-0-0	1-0-0	0-5-0	0-0-0	2-0-1	0-3-0	1-2-0	2-4-0	1-1-0	0-2-1	1-2-0
PATs (M/A)	1-2	1-1	2-2	3-3	1-1	0-0	1-1	5-5	3-3	2-2	3-3	3-3	6-6	1-1	3-3	3-3
2PT Convs (M/A)	1-2	0-0	0-0	0-0	0-0	0-0	0-0	0-0	0-0	0-0	0-1	0-0	0-0	0-0	0-0	0-0
FGs (M/A)	2-3	2-3	3-4	2-2	0-1	1-2	4-4	1-1	7-7	4-5	4-4	2-2	0-0	3-3	2-2	0-0
Safeties	0	0	0	0	0	0	0	0	0	0	0	0	0	0	0	0
First Downs	13	18	17	12	6	14	14	14	17	22	18	21	16	21	21	14
Rushing	3	3	5	5	1	3	6	5	10	3	10	3	7	3	5	8
Passing	9	12	11	6	5	11	5	11	12	11	13	9	13	15	10	9
Penalty	1	3	1	0	0	0	3	2	1	2	1	5	0	1	3	2
3rd Down Conv (M/A)	3-13	8-18	4-12	5-12	3-12	5-14	3-13	7-17	7-18	5-15	7-15	2-12	5-10	10-19	4-14	4-10
3rd Down Conv Pct	23.08%	44.44%	33.33%	41.67%	25.00%	35.71%	23.08%	41.18%	38.89%	33.33%	46.67%	16.67%	50.00%	52.63%	28.57%	40.00%
4th Down Conv (M/A)	0-0	1-1	0-0	0-0	0-0	1-3	0-0	0-0	0-1	0-1	1-1	2-2	0-0	1-1	0-1	1-2
4th Down Conv Pct	0.00%	100.00%	0.00%	0.00%	0.00%	33.33%	0.00%	0.00%	0.00%	0.00%	100.00%	100.00%	0.00%	100.00%	0.00%	50.00%
Total Net Yards	236	304	364	303	163	264	242	291	320	380	332	326	334	360	336	264
Total Off Plays	56	68	55	48	41	37	43	46	46	51	51	65	49	73	67	50
Avg. Gain Per Play	4.2	4.5	6.6	6.3	4	7.1	5.6	6.3	7.0	7.4	6.5	5.0	6.8	4.9	5.0	5.3
Net Yards Rushing	53	67	61	90	49	27	103	90	70	117	83	90	59	72	144	46
Total Rushing Plays	23	27	14	30	19	27	33	30	34	34	30	24	27	23	36	19
Avg. Gain Per Rush	2.4	2.6	4.4	3.0	2.6	2.5	3.1	3.0	2.1	3.4	2.8	3.8	2.2	2.3	4	2.4
Net Yards Passing	181	235	303	204	114	197	139	201	256	263	249	236	275	288	192	218
Times Sacked	1	4	1	0	3	4	2	3	3	2	0	3	0	5	2	0
Yards Lost on Sacks	13	25	8	0	12	11	14	22	15	11	0	21	0	27	10	0
Gross Yards Passing	194	260	311	204	126	208	153	223	271	274	249	257	275	315	202	218
Pass Attempts	52	57	40	18	19	36	21	34	38	35	38	22	39	29	29	31
Pass Completions	20	19	24	10	12	11	11	14	23	24	25	18	26	33	29	16
Completion Pct	62.50%	51.35%	60.00%	55.56%	63.16%	52.78%	52.38%	66.67%	67.63%	63.16%	71.43%	47.37%	72.73%	58.97%	65.52%	51.61%
Avg. Pass Per Pass	5.5	5.7	7.4	11.3	5.2	4.9	6	8.4	6.9	6.6	7.1	5.8	12.5	6.5	6.2	7
Interceptions	0	2	0	1	1	1	1	1	0	1	0	1	0	0	2	2
Fumbles / Fum. Lost	2-2	1-1	1-1	1-0	1-0	1-1	0-0	0-0	2-0	1-1	0-0	0-0	0-0	1-0	0-0	1-1
Penalties	5	2	6	6	4	7	3	5	7	12	6	4	7	4	0	6
Penalty Yards	41	10	65	41	48	63	25	49	45	104	60	30	82	25	0	40
Gross Punting Average	7	5	4	3	7	2	5	8	2	5	4	5	5	5	5	4
Touchbacks	44.9	40.4	43.3	42.7	51.6	44	45.8	45.3	47	43.2	48	37.4	33.6	40.2	42.6	37.3
Inside 20	1	0	1	0	0	0	0	1	0	0	1	0	0	0	1	0
Punts Blocked	0	1	1	3	3	1	1	4	0	2	2	1	1	2	3	1
Punts Blocked	0	0	0	0	0	0	0	0	0	0	0	0	0	0	0	0
Net Punting Average	27	35.4	19.5	40	48.7	44	45.6	41.8	33.5	42	43	30.4	33.6	37.2	35.4	38
Punt Returns	1	1	1	0	5	2	4	6	1	4	1	1	0	3	3	2
Punt Return Yards	9	6	13	0	29	22	57	59	19	61	17	1	0	31	45	6
Punt Return Avg.	3	6	13	0	5.8	11	14.3	9.8	19	15.3	4.3	1	0	10.3	15	3
Fair Catches	9	3	3	1	1	2	0	0	1	0	1	2	0	0	1	1
Kickoff Returns	4	4	4	4	4	4	3	2	1	7	2	4	4	5	2	6
Kickoff Return Yards	94	72	96	114	104	112	66	46	23	245	59	73	72	112	29	127
Kickoff Return Avg.	23.5	18	24	28.5	26	22.4	16.5	12.2	35	29.5	18.3	18	22.4	14.5	21.2	21.2
Time of Possession	27:39	28:55	22:17	25:31	22:00	29:07	31:26	36:15	35:42	37:43	31:55	27:06	26:51	35:33	32:36	23:18

## 2007 GAME-BY-GAME RUSHING

Opponent	WILLIS M'GAHEE					MUSA SMITH					KYLE BOLLER				
	ATT	YDS	AVG	LG	TD	ATT	YDS	AVG	LG	TD	ATT	YDS	AVG	LG	TD
9/10 @ Cin.	19	77	4.1	13	0	5	30	6.0	17	1	0	0	0	--	0
9/16 vs. NYJ	26	97	3.7	9	0	3	8	2.7	3	0	3	7	2.3	12	0
9/23 vs. Ari.	21	98	4.7	37	0	5	15	3.0	10	0	1	2	2.0	2	0
9/30 @ Cle.	14	104	7.4	28	0	5	5	1.0	3	0	ACTIVE, DID NOT PLAY				
10/7 @ SF	22	88	4.0	13	0	5	2	0.4	2	0	ACTIVE, DID NOT PLAY				
10/14 vs. STL	25	61	2.4	11	1	2	5	2.5	3	0	2	6	3.0	4	0
10/21 @ Buf.	19	114	6.0	46t	1	1	6	6.0	6	0	1	7	7.0	7	0
11/5 @ Pit.	12	50	4.2	33t	1	1	11	11.0	11	0	0	0	0	--	0
11/11 vs. Cin.	17	60	3.5	13	1	0	0	0	--	0	0	0	0	--	0
11/18 vs. Cle.	21	102	4.9	24	1	1	7	7.0	7	0	2	19	9.5	15	0
11/25 @ SD	17	59	3.5	13	1	3	-3	-1.0	2	0	0	0	0	--	0
12/3 vs. NE	30	138	4.6	18	1	6	24	4.0	9	0	1	4	4.0	4	0
12/9 vs. Ind.	17	45	2.6	15	0	4	7	1.8	3	0	8	33	4.1	8	0
12/16 @ Mia.	29	104	3.6	19	0	5	39	7.8	16	0	1	11	11.0	11	0
12/23 @ Sea.	5	10	2.0	6	0	7	25	3.6	8	0	INACTIVE (HEAD)				
12/30 vs. Pit.	INACTIVE					22	83	3.8	24	1	INACTIVE (HEAD)				
<b>2007 Totals</b>	<b>294</b>	<b>1207</b>	<b>4.1</b>	<b>46t</b>	<b>7</b>	<b>75</b>	<b>264</b>	<b>3.5</b>	<b>24</b>	<b>2</b>	<b>19</b>	<b>89</b>	<b>4.7</b>	<b>15</b>	<b>0</b>

Opponent	CORY ROSS					MIKE ANDERSON					TROY SMITH				
	ATT	YDS	AVG	LG	TD	ATT	YDS	AVG	LG	TD	ATT	YDS	AVG	LG	TD
9/10 @ Cin.	NOT ON TEAM					INACTIVE					INACTIVE				
9/16 vs. NYJ	INACTIVE					INACTIVE					INACTIVE				
9/23 vs. Ari.	INACTIVE					INACTIVE					INACTIVE				
9/30 @ Cle.	INACTIVE					INACTIVE					INACTIVE				
10/7 @ SF	0	0	0	--	0	ACTIVE, DID NOT PLAY					INACTIVE				
10/14 vs. STL	NOT ON TEAM					1	2	2.0	2	0	INACTIVE				
10/21 @ Buf.	NOT ON TEAM					3	0	0.0	2	0	INACTIVE				
11/5 @ Pit.	INACTIVE					INACTIVE					INACTIVE				
11/11 vs. Cin.	0	0	0	--	0	0	0	--	0	INACTIVE					
11/18 vs. Cle.	0	0	0	--	0	0	0	--	0	ACTIVE, DID NOT PLAY					
11/25 @ SD	0	0	0	--	0	0	0	--	0	ACTIVE, DID NOT PLAY					
12/3 vs. NE	0	0	0	--	0	INACTIVE					ACTIVE, DID NOT PLAY				
12/9 vs. Ind.	INACTIVE					2	7	3.5	5	0	1	6	6.0	6t	1
12/16 @ Mia.	INACTIVE					1	9	9.0	9	0	0	0	0	--	0
12/23 @ Sea.	INACTIVE					8	44	5.5	16	0	6	25	4.2	10	0
12/30 vs. Pit.	12	72	6.0	32t	1	INACTIVE (HAMSTRING)					5	23	4.6	14	0
<b>2007 Totals</b>	<b>12</b>	<b>72</b>	<b>6.0</b>	<b>32t</b>	<b>1</b>	<b>15</b>	<b>62</b>	<b>4.1</b>	<b>16</b>	<b>0</b>	<b>12</b>	<b>54</b>	<b>4.5</b>	<b>14</b>	<b>1</b>

Opponent	STEVE McNAIR					LE'RON McCLAIN					YAMON FIGURS				
	ATT	YDS	AVG	LG	TD	ATT	YDS	AVG	LG	TD	ATT	YDS	AVG	LG	TD
9/10 @ Cin.	1	0	0.0	0	0	0	0	0	--	0	INACTIVE				
9/16 vs. NYJ	ACTIVE, DID NOT PLAY					2	6	3.0	4	0	0	0	0	--	0
9/23 vs. Ari.	3	14	4.7	13	0	0	0	0	--	0	0	0	0	--	0
9/30 @ Cle.	1	2	2.0	2	0	0	0	0	--	0	0	0	0	--	0
10/7 @ SF	4	10	2.5	7	0	1	2	2.0	2	0	1	-1	-1.0	-1	0
10/14 vs. STL	ACTIVE, DID NOT PLAY					1	3	3.0	3	0	0	0	0	--	0
10/21 @ Buf.	ACTIVE, DID NOT PLAY					0	0	0	--	0	0	0	0	--	0
11/5 @ Pit.	0	0	0	--	0	1	3	3.0	3	0	0	0	0	--	0
11/11 vs. Cin.	1	6	6.0	6	0	0	0	0	--	0	INACTIVE				
11/18 vs. Cle.	INACTIVE (SHOULDER)					1	0	0.0	0	0	0	0	0	--	0
11/25 @ SD	INACTIVE (SHOULDER)					0	0	0	--	0	0	0	0	--	0
12/3 vs. NE	IR - SHOULDER					0	0	0	--	0	0	0	0	--	0
12/9 vs. Ind.	IR - SHOULDER					0	0	0	--	0	0	0	0	--	0
12/16 @ Mia.	IR - SHOULDER					0	0	0	--	0	0	0	0	--	0
12/23 @ Sea.	IR - SHOULDER					1	2	2.0	2	0	0	0	0	--	0
12/30 vs. Pit.	IR - SHOULDER					1	2	2.0	2	0	0	0	0	--	0
<b>2007 Totals</b>	<b>10</b>	<b>32</b>	<b>3.2</b>	<b>13</b>	<b>0</b>	<b>8</b>	<b>18</b>	<b>2.3</b>	<b>4</b>	<b>0</b>	<b>1</b>	<b>-1</b>	<b>-1.0</b>	<b>0</b>	<b>0</b>

## 2007 GAME-BY-GAME RECEIVING

Opponent	DERRICK MASON					MARK CLAYTON					WILLIS McGAHEE				
	REC	YDS	AVG	LG	TD	REC	YDS	AVG	LG	TD	REC	YDS	AVG	LG	TD
9/10 @ Cin.	7	76	10.9	15	0	0	0	0	0	0	3	34	11.3	17	0
9/16 vs. NYJ	8	54	6.8	12	0	1	-1	-1.0	-1	0	2	6	3.0	4	1
9/23 vs. Ari.	8	79	9.9	18	1	5	34	6.8	8	0	4	23	5.8	14	0
9/30 @ Cle.	10	78	7.8	11	0	3	43	14.3	19	0	2	32	16.0	30	0
10/7 @ SF	11	85	7.7	18	0	1	5	5.0	5	0	7	48	6.9	12	0
10/14 vs. STL	5	79	15.8	28	0	3	23	7.7	10	0	4	9	2.3	8	0
10/21 @ Buf.	7	78	11.1	27	1	5	49	9.8	26	0	2	1	0.5	1	0
11/5 @ Pit.	6	35	5.8	8	0	3	12	4.0	6	0	3	12	4.0	5	0
11/11 vs. Cin.	4	29	7.3	11	0	8	107	13.4	47	0	2	10	5.0	6	0
11/18 vs. Cle.	6	83	13.8	21	0	2	9	4.5	6	0	2	24	12.0	13	0
11/25 @ SD	7	99	14.1	23	0	2	15	7.5	8	0	2	2	1.0	1	0
12/3 vs. NE	6	67	11.2	21	1	1	52	52.0	52	0	4	21	5.3	11	0
12/9 vs. Ind.	3	30	10.0	18	0	7	90	12.9	29	0	5	7	1.4	7	0
12/16 @ Mia.	4	45	11.3	17	1	2	28	14.0	15	0	1	2	2.0	2	0
12/23 @ Sea.	5	98	19.6	79	1	3	39	13.0	16	0	0	0	0	0	0
12/30 vs. Pit.	6	72	12.0	16	0	2	26	13.0	18	0	INACTIVE (RIBS)				
<b>2007 Totals</b>	<b>103</b>	<b>1087</b>	<b>10.6</b>	<b>79</b>	<b>5</b>	<b>48</b>	<b>531</b>	<b>11.1</b>	<b>52</b>	<b>0</b>	<b>43</b>	<b>231</b>	<b>5.4</b>	<b>30</b>	<b>1</b>

Opponent	QUINN SYPNIEWSKI					MUSA SMITH					TODD HEAP				
	REC	YDS	AVG	LG	TD	REC	YDS	AVG	LG	TD	REC	YDS	AVG	LG	TD
9/10 @ Cin.	0	0	0	0	0	1	9	9.0	9	0	4	29	7.3	10	0
9/16 vs. NYJ	2	18	9.0	13	0	1	10	10.0	10	0	7	76	10.9	37	1
9/23 vs. Ari.	0	0	0	0	0	3	32	10.7	17	0	4	60	15.0	24	0
9/30 @ Cle.	6	34	5.7	9	1	3	19	6.3	10	0	4	36	9.0	15	0
10/7 @ SF	4	28	7.0	12	0	2	9	4.5	5	0	INACTIVE (HAMSTRING)				
10/14 vs. STL	2	10	5.0	7	0	2	18	9.0	10	0	0	0	0	0	0
10/21 @ Buf.	4	33	8.3	11	0	0	0	0	0	0	INACTIVE (HAMSTRING)				
11/5 @ Pit.	4	25	6.3	9	0	0	0	0	0	0	INACTIVE (HAMSTRING)				
11/11 vs. Cin.	1	7	7.0	7	0	1	1	1.0	1	0	4	38	9.5	15	0
11/18 vs. Cle.	6	53	8.8	13	0	2	3	1.5	3	0	INACTIVE (HAMSTRING)				
11/25 @ SD	1	2	2.0	2	0	4	28	7.0	11	0	INACTIVE (HAMSTRING)				
12/3 vs. NE	0	0	0	0	0	1	13	13.0	13	0	INACTIVE (HAMSTRING)				
12/9 vs. Ind.	0	0	0	0	0	1	1	1.0	1	0	INACTIVE (HAMSTRING)				
12/16 @ Mia.	1	8	8.0	8	0	1	29	29.0	29	0	INACTIVE (HAMSTRING)				
12/23 @ Sea.	3	28	9.3	12	0	2	12	6.0	9	0	INACTIVE (HAMSTRING)				
12/30 vs. Pit.	INACTIVE (HEAD)					3	8	2.7	8	0	IR - HAMSTRING				
<b>2007 Totals</b>	<b>34</b>	<b>246</b>	<b>7.2</b>	<b>13</b>	<b>1</b>	<b>27</b>	<b>192</b>	<b>7.1</b>	<b>29</b>	<b>0</b>	<b>23</b>	<b>239</b>	<b>10.4</b>	<b>37</b>	<b>1</b>



### DERRICK MASON AMONG LEAGUE'S TOP RECEIVERS

During his 11-year career, WR Derrick Mason has become one of the most prolific targets in the NFL. In 2007, Mason led Baltimore in catches in 13 of 16 games. He posted the NFL's most receptions (103), totaling a team-best 1,087 yards and 5 TDs. Mason also had a league-high 36 catches on 3rd down, 10 of which earned 1st downs.

#### 2003-2007 NFL LEADERS

Player	Catches
Torry Holt	499
Chad Johnson	462
<b>Derrick Mason</b>	<b>448</b>
Tony Gonzalez	423

#### 2007 RECEIPTIONS

Player	Catches
T.J. Houshmandzadeh	112
Wes Welker	112
Reggie Wayne	104
<b>Derrick Mason</b>	<b>103</b>

## 2007 GAME-BY-GAME RECEIVING

Opponent	DEMETRIUS WILLIAMS					DEVARD DARLING					LE'RON McCLAIN				
	REC	YDS	AVG	LG	TD	REC	YDS	AVG	LG	TD	REC	YDS	AVG	LG	TD
9/10 @ Cin.	3	55	18.3	21	0	0	0	0	0	0	3	13	4.3	5	0
9/16 vs. NYJ	1	13	13.0	13	0	0	0	0	0	0	1	9	9.0	9	0
9/23 vs. Ari.	3	52	17.3	26	0	0	0	0	0	0	1	1	1.0	1	0
9/30 @ Cle.	5	63	12.6	17	0	0	0	0	0	0	0	0	0	0	0
10/7 @ SF	4	39	9.8	14	0	0	0	0	0	0	0	0	0	0	0
10/14 vs. STL	2	45	22.5	34	0	0	0	0	0	0	0	0	0	0	0
10/21 @ Buf.	1	18	18.0	18	0	1	10	10.0	10	0	0	0	0	0	0
11/5 @ Pit.	0	0	0	0	0	0	0	0	0	0	0	0	0	0	0
11/11 vs. Cin.	1	5	5.0	5	0	1	16	16.0	16	0	1	4	4.0	4	0
11/18 vs. Cle.	INACTIVE (ANKLE)					4	107	26.8	42	1	0	0	0	0	0
11/25 @ SD	INACTIVE (ANKLE)					2	24	12.0	13	0	1	13	13.0	13t	1
12/3 vs. NE	INACTIVE (ANKLE)					1	53	53.0	53	0	0	0	0	0	0
12/9 vs. Ind.	INACTIVE (ANKLE)					1	4	4.0	4t	1	1	9	9.0	9	0
12/16 @ Mia.	INACTIVE (ANKLE)					4	56	14.0	17	0	0	0	0	0	0
12/23 @ Sea.	INACTIVE (ANKLE)					1	7	7.0	7	0	0	0	0	0	0
12/30 vs. Pit.	INACTIVE (ANKLE)					3	49	16.3	18	1	1	6	6.0	6	0
<b>2007 Totals</b>	<b>20</b>	<b>290</b>	<b>14.5</b>	<b>34</b>	<b>0</b>	<b>18</b>	<b>326</b>	<b>18.1</b>	<b>53</b>	<b>3</b>	<b>9</b>	<b>55</b>	<b>6.1</b>	<b>13t</b>	<b>1</b>

Opponent	DANIEL WILCOX					MIKE ANDERSON					JUSTIN GREEN				
	REC	YDS	AVG	LG	TD	REC	YDS	AVG	LG	TD	REC	YDS	AVG	LG	TD
9/10 @ Cin.	0	0	0	0	0	INACTIVE					1	6	6.0	6	0
9/16 vs. NYJ	INACTIVE (ANKLE)					INACTIVE					0	0	0	0	0
9/23 vs. Ari.	INACTIVE (ANKLE)					INACTIVE					ACTIVE, DID NOT PLAY				
9/30 @ Cle.	1	2	2.0	2	0	INACTIVE					0	0	0	0	0
10/7 @ SF	INACTIVE (FOOT)					ACTIVE, DID NOT PLAY					0	0	0	0	0
10/14 vs. STL	INACTIVE (FOOT)					0	0	0	0	0	0	0	0	0	0
10/21 @ Buf.	INACTIVE (FOOT)					1	2	2.0	2	0	0	0	0	0	0
11/5 @ Pit.	INACTIVE (FOOT)					INACTIVE					0	0	0	0	0
11/11 vs. Cin.	INACTIVE (FOOT)					0	0	0	0	0	0	0	0	0	0
11/18 vs. Cle.	INACTIVE (FOOT)					0	0	0	0	0	0	0	0	0	0
11/25 @ SD	INACTIVE (FOOT)					1	9	9.0	9	0	0	0	0	0	0
12/3 vs. NE	2	4	2.0	3	1	INACTIVE					0	0	0	0	0
12/9 vs. Ind.	2	8	4.0	7	0	1	5	5.0	5	0	0	0	0	0	0
12/16 @ Mia.	1	4	4.0	4	0	0	0	0	0	0	0	0	0	0	0
12/23 @ Sea.	INACTIVE (THIGH)					1	10	10.0	10	0	0	0	0	0	0
12/30 vs. Pit.	INACTIVE (THIGH)					INACTIVE (HAMSTRING)					1	10	10.0	10	0
<b>2007 Totals</b>	<b>6</b>	<b>18</b>	<b>3.0</b>	<b>7</b>	<b>1</b>	<b>4</b>	<b>26</b>	<b>6.5</b>	<b>10</b>	<b>0</b>	<b>2</b>	<b>16</b>	<b>8.0</b>	<b>10</b>	<b>0</b>

Opponent	LEE VICKERS					YAMON FIGURS					MATT WILLIS					
	REC	YDS	AVG	LG	TD	REC	YDS	AVG	LG	TD	REC	YDS	AVG	LG	TD	
9/10 @ Cin.	NOT ON TEAM					INACTIVE					NOT ON TEAM					
9/16 vs. NYJ	NOT ON TEAM					0	0	0	0	0	0	NOT ON TEAM				
9/23 vs. Ari.	NOT ON TEAM					0	0	0	0	0	0	NOT ON TEAM				
9/30 @ Cle.	NOT ON TEAM					0	0	0	0	0	0	NOT ON TEAM				
10/7 @ SF	NOT ON TEAM					0	0	0	0	0	0	ACTIVE, DID NOT PLAY				
10/14 vs. STL	NOT ON TEAM					0	0	0	0	0	NOT ON TEAM					
10/21 @ Buf.	0	0	0	0	0	0	0	0	0	0	NOT ON TEAM					
11/5 @ Pit.	0	0	0	0	0	0	0	0	0	0	NOT ON TEAM					
11/11 vs. Cin.	0	0	0	0	0	INACTIVE					NOT ON TEAM					
11/18 vs. Cle.	0	0	0	0	0	0	0	0	0	0	0	0	0	0	0	
11/25 @ SD	1	-1	-1.0	-1	0	0	0	0	0	0	0	0	0	0	0	
12/3 vs. NE	ACTIVE, DID NOT PLAY					0	0	0	0	0	ACTIVE, DID NOT PLAY					
12/9 vs. Ind.	0	0	0	0	0	0	0	0	0	0	1	11	11.0	11	0	
12/16 @ Mia.	0	0	0	0	0	1	36	36.0	36	0	ACTIVE, DID NOT PLAY					
12/23 @ Sea.	1	5	5.0	5	0	0	0	0	0	0	0	0	0	0	0	
12/30 vs. Pit.	0	0	0	0	0	0	0	0	0	0	0	0	0	0	0	
<b>2007 Totals</b>	<b>2</b>	<b>4</b>	<b>2.0</b>	<b>5</b>	<b>0</b>	<b>1</b>	<b>36</b>	<b>36.0</b>	<b>36</b>	<b>0</b>	<b>1</b>	<b>11</b>	<b>11.0</b>	<b>11</b>	<b>0</b>	

## 2007 GAME-BY-GAME PASSING

Opponent	KYLE BOLLER											
	ATT	COMP	YDS	CMP%	YDS/ATT	TD	TD%	INT	INT%	LG SK/LOST	RATG	
9/10 @ Cin.	6	2	19	33.3	3.17	0	0.0	1	16.7	14	0/0	3.5
9/16 vs. NYJ	35	23	185	65.7	5.29	2	5.7	0	0.0	37	0/0	97.9
9/23 vs. Ari.	10	8	83	80.0	8.30	0	0.0	0	0.0	24	2/7	101.2
9/30 @ Cle.	ACTIVE, DID NOT PLAY											
10/7 @ SF	ACTIVE, DID NOT PLAY											
10/14 vs. STL	30	18	184	60.0	6.13	0	0.0	1	3.3	34	2/13	63.7
10/21 @ Buf.	36	21	191	58.3	5.31	1	2.8	0	0.0	27	1/10	82.1
11/5 @ Pit.	9	3	21	33.3	2.33	0	0.0	0	0.0	9	1/7	42.4
11/11 vs. Cin.	8	6	89	75.0	11.13	0	0.0	1	12.5	47	0/0	71.4
11/18 vs. Cle.	41	22	279	53.7	6.80	1	2.4	2	4.9	42	6/39	63.0
11/25 @ SD	33	21	191	63.6	5.79	1	3.0	0	0.0	23	4/37	89.3
12/3 vs. NE	23	15	210	65.2	9.13	2	8.7	1	4.3	53	0/0	105.3
12/9 vs. Ind.	25	19	132	76.0	5.28	1	4.0	3	12.0	29	4/20	61.2
12/16 @ Mia.	19	10	159	52.6	8.37	1	5.3	1	5.3	36	4/26	76.4
12/23 @ Sea.	INACTIVE (HEAD)											
12/30 vs. Pit.	INACTIVE (HEAD)											
<b>2007 Totals</b>	<b>275</b>	<b>168</b>	<b>1743</b>	<b>61.1</b>	<b>6.34</b>	<b>9</b>	<b>3.3</b>	<b>10</b>	<b>3.6</b>	<b>53</b>	<b>24/159</b>	<b>75.2</b>

Opponent	STEVE McNAIR											
	ATT	COMP	YDS	CMP%	YDS/ATT	TD	TD%	INT	INT%	LG SK/LOST	RATG	
9/10 @ Cin.	34	20	203	58.8	5.97	0	0.0	1	2.9	21	2/15	63.7
9/16 vs. NYJ	ACTIVE, DID NOT PLAY											
9/23 vs. Ari.	27	20	198	74.1	7.33	1	3.7	0	0.0	26	2/22	106.7
9/30 @ Cle.	53	34	307	64.2	5.79	1	1.9	1	1.9	30	0/0	78.1
10/7 @ SF	43	29	214	67.4	4.98	0	0.0	0	0.0	18	0/0	79.0
10/14 vs. STL	ACTIVE, DID NOT PLAY											
10/21 @ Buf.	ACTIVE, DID NOT PLAY											
11/5 @ Pit.	22	13	63	59.1	2.86	0	0.0	1	4.5	8	5/37	44.9
11/11 vs. Cin.	26	17	128	65.4	4.92	0	0.0	1	3.8	17	2/11	61.1
11/18 vs. Cle.	INACTIVE (SHOULDER)											
11/25 @ SD	INACTIVE (SHOULDER)											
12/3 vs. NE	IR - SHOULDER											
12/9 vs. Ind.	IR - SHOULDER											
12/16 @ Mia.	IR - SHOULDER											
12/23 @ Sea.	IR - SHOULDER											
12/30 vs. Pit.	IR - SHOULDER											
<b>2007 Totals</b>	<b>205</b>	<b>133</b>	<b>1113</b>	<b>64.9</b>	<b>5.43</b>	<b>2</b>	<b>1.0</b>	<b>4</b>	<b>2.0</b>	<b>30</b>	<b>11/85</b>	<b>73.9</b>

Opponent	TROY SMITH											
	ATT	COMP	YDS	CMP%	YDS/ATT	TD	TD%	INT	INT%	LG SK/LOST	RATG	
9/10 @ Cin.	INACTIVE											
9/16 vs. NYJ	INACTIVE											
9/23 vs. Ari.	INACTIVE											
9/30 @ Cle.	INACTIVE											
10/7 @ SF	INACTIVE											
10/14 vs. STL	INACTIVE											
10/21 @ Buf.	INACTIVE											
11/5 @ Pit.	INACTIVE											
11/11 vs. Cin.	INACTIVE											
11/18 vs. Cle.	ACTIVE, DID NOT PLAY											
11/25 @ SD	ACTIVE, DID NOT PLAY											
12/3 vs. NE	ACTIVE, DID NOT PLAY											
12/9 vs. Ind.	5	3	33	60.0	6.60	0	0.0	0	0.0	17	0/0	79.6
12/16 @ Mia.	11	5	49	45.5	4.45	0	0.0	0	0.0	15	0/0	58.5
12/23 @ Sea.	33	16	199	48.5	6.03	1	3.0	0	0.0	79t	2/12	77.7
12/30 vs. Pit.	27	16	171	59.3	6.33	1	3.7	0	0.0	18	2/17	90.2
<b>2007 Totals</b>	<b>76</b>	<b>40</b>	<b>452</b>	<b>52.6</b>	<b>5.95</b>	<b>2</b>	<b>2.6</b>	<b>0</b>	<b>0.0</b>	<b>79t</b>	<b>4/29</b>	<b>79.5</b>


Opponent	MARK CLAYTON											
	ATT	COMP	YDS	CMP%	YDS/ATT	TD	TD%	INT	INT%	LG SK/LOST	RATG	
10/21 @ Buf.	1	0	0	0.0	0.00	0	0.0	0	0.0	0	0/0	39.6
<b>2007 Totals</b>	<b>1</b>	<b>0</b>	<b>0</b>	<b>0.0</b>	<b>0.00</b>	<b>0</b>	<b>0.0</b>	<b>0</b>	<b>0.0</b>	<b>0</b>	<b>0/0</b>	<b>39.6</b>



## 2007 GAME-BY-GAME SACKS

### TERRELL SUGGS

Opponent	SACKS	YDS	AVG
9/10 @ Cin.	0	0	0.0
9/16 vs. NYJ	0	0	0.0
9/23 vs. Ari.	0	0	0.0
9/30 @ Cle.	0	0	0.0
10/7 @ SF	0	0	0.0
10/14 vs. STL	1	7	7.0
10/21 @ Buf.	1	6	6.0
11/5 @ Pit.	1	9	9.0
11/11 vs. Cin.	0	0	0.0
11/18 vs. Cle.	1	5	5.0
11/25 @ SD	0	0	0.0
12/3 vs. NE	0	0	0.0
12/9 vs. Ind.	0	0	0.0
12/16 @ Mia.	1	7	7.0
12/23 @ Sea.	0	0	0.0
12/30 vs. Pit.	0	0	0.0
<b>2007 Totals</b>	<b>5</b>	<b>34</b>	<b>6.8</b>



### SACKS ARE SIZZLIN'?

OLB **Terrell Suggs** stands 3rd on the Ravens' career sacks list with 45. Since 2003, the year Suggs was drafted, the Ravens own a 28-9 record when the 2-time Pro Bowler corrals a QB, and the team is 9-0 when he tallies 2 or more (career high is 3 vs. Hou. on 12/4/05). In 2007, Suggs led Baltimore with 5 sacks and 32 QB hits, in addition to a career-high 95 tackles.

### RAVENS ALL-TIME SACK ARTISTS

Player (Years)	Sacks
Peter Boulware (1997-2005)	70.0
Michael McCrary (1997-2002)	51.0
<b>Terrell Suggs (2003-present)</b>	<b>45.0</b>

### KELLY GREGG

Opponent	SACKS	YDS	AVG
9/10 @ Cin.	0	0	0.0
9/16 vs. NYJ	0	0	0.0
9/23 vs. Ari.	0	0	0.0
9/30 @ Cle.	0	0	0.0
10/7 @ SF	1	4	4.0
10/14 vs. STL	1	2	2.0
10/21 @ Buf.	0	0	0.0
11/5 @ Pit.	0	0	0.0
11/11 vs. Cin.	0	0	0.0
11/18 vs. Cle.	0	0	0.0
11/25 @ SD	0	0	0.0
12/3 vs. NE	0	0	0.0
12/9 vs. Ind.	0	0	0.0
12/16 @ Mia.	1	9	9.0
12/23 @ Sea.	0	0	0.0
12/30 vs. Pit.	0	0	0.0
<b>2007 Totals</b>	<b>3</b>	<b>15</b>	<b>5.0</b>

### COREY IVY

SACKS	YDS	AVG
0	0	0.0
1	7	7.0
1	8	8.0
0	0	0.0
0	0	0.0
0	0	0.0
0	0	0.0
0	0	0.0
0	0	0.0
0	0	0.0
0	0	0.0
1	6	6.0
0	0	0.0
0	0	0.0
0	0	0.0
0	0	0.0
<b>3</b>	<b>21</b>	<b>7.0</b>

### HALOTI NGATA

SACKS	YDS	AVG
0	0	0.0
0	0	0.0
0	0	0.0
0	0	0.0
0	0	0.0
1	2	2.0
0	0	0.0
0	0	0.0
0	0	0.0
0	0	0.0
0	0	0.0
1	6	6.0
0	0	0.0
0	0	0.0
1	6	6.0
0	0	0.0
<b>3</b>	<b>14</b>	<b>4.7</b>

### JUSTIN BANNAN

Opponent	SACKS	YDS	AVG
9/10 @ Cin.	0	0	0.0
9/16 vs. NYJ	0	0	0.0
9/23 vs. Ari.	0	0	0.0
9/30 @ Cle.	0	0	0.0
10/7 @ SF	0	0	0.0
10/14 vs. STL	1	0	0.0
10/21 @ Buf.	0	0	0.0
11/5 @ Pit.	0	0	0.0
11/11 vs. Cin.	0	0	0.0
11/18 vs. Cle.	0	0	0.0
11/25 @ SD	0	0	0.0
12/3 vs. NE	0	0	0.0
12/9 vs. Ind.	INACTIVE (KNEE)		
12/16 @ Mia.	0	0	0.0
12/23 @ Sea.	1	4	4.0
12/30 vs. Pit.	0	0	0.0
<b>2007 Totals</b>	<b>2</b>	<b>4</b>	<b>2.0</b>

### ANTWAN BARNES

SACKS	YDS	AVG
INACTIVE		
0	0	0.0
0	0	0.0
0	0	0.0
0	0	0.0
0	0	0.0
0	0	0.0
INACTIVE		
0	0	0.0
0	0	0.0
0	0	0.0
1	9	9.0
0	0	0.0
1	11	11.0
0	0	0.0
0	0	0.0
<b>2</b>	<b>20</b>	<b>10.0</b>

### JARRET JOHNSON

SACKS	YDS	AVG
1	13	13.0
0	0	0.0
0	0	0.0
0	0	0.0
1	6	6.0
0	0	0.0
0	0	0.0
0	0	0.0
0	0	0.0
0	0	0.0
0	0	0.0
0	0	0.0
0	0	0.0
0	0	0.0
0	0	0.0
<b>2</b>	<b>19</b>	<b>9.5</b>

## 2007 GAME-BY-GAME SACKS

Opponent	RAY LEWIS			TREVOR PRYCE			GEROME SAPP		
	SACKS	YDS	AVG	SACKS	YDS	AVG	SACKS	YDS	AVG
9/10 @ Cin.	0	0	0.0	0	0	0.0	0	0	0.0
9/16 vs. NYJ	0	0	0.0	1	2	2.0	1	7	7.0
9/23 vs. Ari.	0	0	0.0	INACTIVE (WRIST)			0	0	0.0
9/30 @ Cle.	0	0	0.0	INACTIVE (WRIST)			0	0	0.0
10/7 @ SF	0	0	0.0	INACTIVE (WRIST)			0	0	0.0
10/14 vs. STL	0	0	0.0	INACTIVE (WRIST)			0	0	0.0
10/21 @ Buf.	0	0	0.0	INACTIVE (WRIST)			0	0	0.0
11/5 @ Pit.	0	0	0.0	0	0	0.0	1	8	8.0
11/11 vs. Cin.	1	7	7.0	1	6	6.0	INACTIVE (THIGH)		
11/18 vs. Cle.	0	0	0.0	0	0	0.0	INACTIVE (THIGH)		
11/25 @ SD	0	0	0.0	IR - PECTORAL			INACTIVE (THIGH)		
12/3 vs. NE	0	0	0.0	IR - PECTORAL			INACTIVE (THIGH)		
12/9 vs. Ind.	0	0	0.0	IR - PECTORAL			INACTIVE (THIGH)		
12/16 @ Mia.	1	0	0.0	IR - PECTORAL			INACTIVE (THIGH)		
12/23 @ Sea.	INACTIVE (HAND/BACK)			IR - PECTORAL			0	0	0.0
12/30 vs. Pit.	INACTIVE (HAND/BACK)			IR - PECTORAL			IR - THIGH		
<b>2007 Totals</b>	<b>2</b>	<b>7</b>	<b>3.5</b>	<b>2</b>	<b>8</b>	<b>4.0</b>	<b>2</b>	<b>15</b>	<b>7.5</b>

Opponent	DWAN EDWARDS			EDGAR JONES			DAWAN LANDRY		
	SACKS	YDS	AVG	SACKS	YDS	AVG	SACKS	YDS	AVG
9/10 @ Cin.	0	0	0.0	INACTIVE			0	0	0.0
9/16 vs. NYJ	0	0	0.0	INACTIVE			1	9	9.0
9/23 vs. Ari.	0	0	0.0	0	0	0.0	0	0	0.0
9/30 @ Cle.	0	0	0.0	INACTIVE			0	0	0.0
10/7 @ SF	0	0	0.0	INACTIVE			0	0	0.0
10/14 vs. STL	0	0	0.0	INACTIVE			0	0	0.0
10/21 @ Buf.	1	8	8.0	INACTIVE			0	0	0.0
11/5 @ Pit.	0	0	0.0	NOT ON TEAM			0	0	0.0
11/11 vs. Cin.	0	0	0.0	INACTIVE			0	0	0.0
11/18 vs. Cle.	0	0	0.0	INACTIVE			0	0	0.0
11/25 @ SD	0	0	0.0	INACTIVE			0	0	0.0
12/3 vs. NE	0	0	0.0	INACTIVE			0	0	0.0
12/9 vs. Ind.	0	0	0.0	INACTIVE			0	0	0.0
12/16 @ Mia.	0	0	0.0	1	0	0.0	0	0	0.0
12/23 @ Sea.	0	0	0.0	0	0	0.0	0	0	0.0
12/30 vs. Pit.	0	0	0.0	0	0	0.0	0	0	0.0
<b>2007 Totals</b>	<b>1</b>	<b>8</b>	<b>8.0</b>	<b>1</b>	<b>0</b>	<b>0.0</b>	<b>1</b>	<b>9</b>	<b>9.0</b>

Opponent	BART SCOTT			GARY STILLS		
	SACKS	YDS	AVG	SACKS	YDS	AVG
9/10 @ Cin.	0	0	0.0	0	0	0.0
9/16 vs. NYJ	0	0	0.0	0	0	0.0
9/23 vs. Ari.	0	0	0.0	0	0	0.0
9/30 @ Cle.	0	0	0.0	0	0	0.0
10/7 @ SF	1	2	2.0	0	0	0.0
10/14 vs. STL	0	0	0.0	0	0	0.0
10/21 @ Buf.	0	0	0.0	0	0	0.0
11/5 @ Pit.	0	0	0.0	1	5	5.0
11/11 vs. Cin.	0	0	0.0	0	0	0.0
11/18 vs. Cle.	0	0	0.0	0	0	0.0
11/25 @ SD	0	0	0.0	0	0	0.0
12/3 vs. NE	0	0	0.0	0	0	0.0
12/9 vs. Ind.	0	0	0.0	0	0	0.0
12/16 @ Mia.	0	0	0.0	0	0	0.0
12/23 @ Sea.	0	0	0.0	0	0	0.0
12/30 vs. Pit.	0	0	0.0	0	0	0.0
<b>2007 Totals</b>	<b>1</b>	<b>2</b>	<b>2.0</b>	<b>1</b>	<b>5</b>	<b>5.0</b>




### MOST SACKS IN NFL SINCE 2000

1. Philadelphia 342
- Pittsburgh 342
3. Miami 338
- New York Giants 338
- 5. Baltimore 333**

## 2007 GAME-BY-GAME INTERCEPTIONS

Opponent	ED REED					RAY LEWIS				
	INT	YDS	AVG	LG	TD	INT	YDS	AVG	LG	TD
9/10 @ Cin.	0	0	0.0	0	0	0	0	0.0	0	0
9/16 vs. NYJ	1	0	0.0	0	0	1	0	0.0	0	0
9/23 vs. Ari.	0	0	0.0	0	0	0	0	0.0	0	0
9/30 @ Cle.	1	20	20.0	20	0	0	0	0.0	0	0
10/7 @ SF	1	21	21.0	21	0	0	0	0.0	0	0
10/14 vs. STL	1	15	15.0	15	0	0	0	0.0	0	0
10/21 @ Buf.	0	0	0.0	0	0	0	0	0.0	0	0
11/5 @ Pit.	1	22	22.0	22	0	0	0	0.0	0	0
11/11 vs. Cin.	0	0	0.0	0	0	0	0	0.0	0	0
11/18 vs. Cle.	0	0	0.0	0	0	1	35	35.0	35t	1
11/25 @ SD	0	0	0.0	0	0	0	0	0.0	0	0
12/3 vs. NE	1	32	32.0	32	0	0	0	0.0	0	0
12/9 vs. Ind.	0	0	0.0	0	0	0	0	0.0	0	0
12/16 @ Mia.	0	0	0.0	0	0	0	0	0.0	0	0
12/23 @ Sea.	1	20	20.0	20	0	INACTIVE (HAND/BACK)				
12/30 vs. Pit.	0	0	0.0	0	0	INACTIVE (HAND/BACK)				
<b>2007 Totals</b>	<b>7</b>	<b>130</b>	<b>18.6</b>	<b>32</b>	<b>0</b>	<b>2</b>	<b>35</b>	<b>17.5</b>	<b>35t</b>	<b>1</b>



*Ed Reed extended his franchise record to 34 career INTs in 2007.*

Opponent	DERRICK MARTIN					DAVID PITTMAN					DWAN EDWARDS				
	INT	YDS	AVG	LG	TD	INT	YDS	AVG	LG	TD	INT	YDS	AVG	LG	TD
9/10 @ Cin.	PLAYED ON SPECIAL TEAMS					0 0 0.0 0 0					0 0 0.0 0 0				
9/16 vs. NYJ	PLAYED ON SPECIAL TEAMS					INACTIVE					0 0 0.0 0 0				
9/23 vs. Ari.	PLAYED ON SPECIAL TEAMS					PLAYED ON SPECIAL TEAMS					0 0 0.0 0 0				
9/30 @ Cle.	0	0	0.0	0	0	PLAYED ON SPECIAL TEAMS					0	0	0.0	0	0
10/7 @ SF	0	0	0.0	0	0	INACTIVE					0	0	0.0	0	0
10/14 vs. STL	1	3	3.0	3	0	INACTIVE					1	1	1.0	1	0
10/21 @ Buf.	0	0	0.0	0	0	INACTIVE					0	0	0.0	0	0
11/5 @ Pit.	0	0	0.0	0	0	0	0	0.0	0	0	0	0	0.0	0	0
11/11 vs. Cin.	0	0	0.0	0	0	INACTIVE (HEAD)					0	0	0.0	0	0
11/18 vs. Cle.	0	0	0.0	0	0	PLAYED ON SPECIAL TEAMS					0	0	0.0	0	0
11/25 @ SD	0	0	0.0	0	0	ACTIVE, DID NOT PLAY					0	0	0.0	0	0
12/3 vs. NE	PLAYED ON SPECIAL TEAMS					ACTIVE, DID NOT PLAY					0	0	0.0	0	0
12/9 vs. Ind.	0	0	0.0	0	0	0	0	0.0	0	0	0	0	0.0	0	0
12/16 @ Mia.	PLAYED ON SPECIAL TEAMS					ACTIVE, DID NOT PLAY					0	0	0.0	0	0
12/23 @ Sea.	1	0	0.0	0	0	0	0	0.0	0	0	0	0	0.0	0	0
12/30 vs. Pit.	0	0	0.0	0	0	2	21	10.5	29	0	0	0	0.0	0	0
<b>2007 Totals</b>	<b>2</b>	<b>3</b>	<b>1.5</b>	<b>3</b>	<b>0</b>	<b>2</b>	<b>21</b>	<b>10.5</b>	<b>29</b>	<b>0</b>	<b>1</b>	<b>1</b>	<b>1.0</b>	<b>1</b>	<b>0</b>

Opponent	COREY IVY					CHRIS McALISTER					SAMARI ROLLE				
	INT	YDS	AVG	LG	TD	INT	YDS	AVG	LG	TD	INT	YDS	AVG	LG	TD
9/10 @ Cin.	0	0	0.0	0	0	0	0	0.0	0	0	0	0	0.0	0	0
9/16 vs. NYJ	0	0	0.0	0	0	0	0	0.0	0	0	0	0	0.0	0	0
9/23 vs. Ari.	0	0	0.0	0	0	0	0	0.0	0	0	INACTIVE (ILLNESS)				
9/30 @ Cle.	0	0	0.0	0	0	0	0	0.0	0	0	INACTIVE (ILLNESS)				
10/7 @ SF	0	0	0.0	0	0	0	0	0.0	0	0	INACTIVE (ILLNESS)				
10/14 vs. STL	1	22	22.0	22	0	1	0	0.0	0	0	0	0	0.0	0	0
10/21 @ Buf.	0	0	0.0	0	0	INACTIVE (KNEE)					1	0	0.0	0	0
11/5 @ Pit.	0	0	0.0	0	0	INACTIVE (KNEE)					INACTIVE (ILLNESS)				
11/11 vs. Cin.	0	0	0.0	0	0	INACTIVE (KNEE)					INACTIVE (ILLNESS)				
11/18 vs. Cle.	0	0	0.0	0	0	0	0	0.0	0	0	INACTIVE (ILLNESS)				
11/25 @ SD	0	0	0.0	0	0	INACTIVE (KNEE)					0	0	0.0	0	0
12/3 vs. NE	0	0	0.0	0	0	0	0	0.0	0	0	0	0	0.0	0	0
12/9 vs. Ind.	0	0	0.0	0	0	INACTIVE (KNEE)					ACTIVE, DID NOT PLAY				
12/16 @ Mia.	0	0	0.0	0	0	IR - KNEE					INACTIVE (SHOULDER)				
12/23 @ Sea.	0	0	0.0	0	0	IR - KNEE					IR - SHOULDER				
12/30 vs. Pit.	0	0	0.0	0	0	IR - KNEE					IR - SHOULDER				
<b>2007 Totals</b>	<b>1</b>	<b>22</b>	<b>22.0</b>	<b>22</b>	<b>0</b>	<b>1</b>	<b>0</b>	<b>0.0</b>	<b>0</b>	<b>0</b>	<b>1</b>	<b>0</b>	<b>0.0</b>	<b>0</b>	<b>0</b>



1



# Bengals 27, Ravens 20

Baltimore (0-1)  
Cincinnati (1-0)

Baltimore held the Bengals' high-powered offense to only 236 yards, including 50 in the 2nd half, and 3-of-13 on 3rd-down conversions. But 6 TOs and injuries to key players were too much to overcome in a 27-20 loss. Three TOs came in the 1st quarter, with 2 fumbles from QB Steve McNair and 1 from FB Le'Ron McClain leading to a 9-0 1st-quarter Bengals lead. McNair answered with an 8-play, 88-yard scoring drive capped by RB Musa Smith's 6-yard run. Smith and RB Willis McGahee combined to average 4.5 yards per carry for the game. Bengals LB Landon Johnson recovered a 3rd McNair fumble and returned it 34 yards for a TD. Baltimore briefly held the lead, 20-19, when S Ed Reed, who subbed for RS B.J. Sams (knee), took a punt 63 yards for a 4th-quarter TD. McNair then tossed an INT to DE Robert Geathers, whose 30-yard return set up the deciding 7-yard TD pass to WR T.J. Houshmandzadeh. RB Rudi Johnson added a 2-point conversion, to make the score 27-20. McNair, suffering from a 1st-quarter injury (groin), was replaced by QB Kyle Boller, who then converted a crucial 4th down with a 14-yard strike to WR Derrick Mason to the Bengals' 3. Boller soon hit TE Todd Heap for a tying TD from the 1-yard line, but the score was waived because of a protested pass interference call on Heap. T Jonathan Ogden (toe) and TE Daniel Wilcox (ankle) were also injured in the game.

OFFENSE		DEFENSE	
WR 87	D. Williams	LDT 90	T. Pryce
LT 75	J. Ogden	NT 97	K. Gregg
LG 60	J. Brown	RDT 92	H. Ngata
C 62	M. Flynn	LOLB 95	J. Johnson
RG 65	C. Chester	LILB 52	R. Lewis
RT 78	A. Terry	RILB 57	B. Scott
TE 86	T. Heap	ROLB 55	T. Suggs
WR 85	D. Mason	LCB 21	C. McAlister
QB 9	S. McNair	RCB 22	S. Rolle
RB 23	W. McGahee	SS 26	D. Landry
FB 37	L. McClain	FS 20	E. Reed

OFFENSE		DEFENSE	
WR 85	C. Johnson	LDE 91	R. Geathers
LT 77	A. Whitworth	LDT 94	D. Peko
LG 79	S. Andrews	RDT 97	J. Thornton
C 53	E. Ghiaciu	RDE 90	J. Smith
RG 63	B. Williams	SLB 52	L. Marshall
RT 71	W. Anderson	MLB 55	A. Brooks
TE 82	R. Kelly	WLB 59	L. Johnson
WR 84	T. Houshmandzadeh	LCB 24	D. O'Neal
QB 9	C. Palmer	RCB 29	L. Hall
RB 32	R. Johnson	SS 28	D. Jackson
TE 86	D. Coats	FS 40	M. Williams

OFFICIALS -- Referee: Terry McAulay (77), Umpire: Bruce Stritesky (102), Head Linesman: Jim Mello (48), Line Judge: Mark Steinkerchner (84), Side Judge: Michael Banks (72), Field Judge:

	1	2	3	4	OT	TOTAL	FIELD GOALS - made ( ) & missed
BALTIMORE	0	10	0	10	-	20	M. Stover (36, 23)
CINCINNATI	9	3	7	8	-	27	S. Graham (53SH (23, 40))

TEAM	QTR	TIME	PLAY DESCRIPTION (extra point)	DRIVE	SCORE
Bengals	1	8:31	C. Johnson 39 yd. pass from C. Palmer (kick blocked)	1-39, 0:07	0-6
Bengals	1	4:04	S. Graham 23 yd. Field Goal	7-48, 2:49	0-9
Ravens	2	11:52	M. Smith 6 yd. run (M. Stover kick)	8-88, 4:38	7-9
Bengals	2	1:03	S. Graham 40 yd. Field Goal	7-31, 2:47	7-12
Ravens	2	0:02	M. Stover 36 yd. Field Goal	5-23, 1:01	10-12
Bengals	3	8:47	L. Johnson 34 yd. fumble return (S. Graham kick)		10-19
Ravens	4	14:02	M. Stover 23 yd. Field Goal	11-58, 5:22	13-19
Ravens	4	12:07	E. Reed 63 yd. punt return (M. Stover kick)		20-19
Bengals	4	8:48	T. Houshmandzadeh 7 yd. pass from C. Palmer (R. Johnson run)	2-22, 0:44	20-27

### TEAM STATISTICS

	RAVENS	BENGALS
First Downs (total-rush-pass-penalty)	20-7-11-2	13-3-9-1
Total Yards - Plays - Average	314-67-4.7	236-56-4.2
Net Yards Rushing - Rushes - Average	107-25-4.3	55-23-2.4
Net Yards Passing - Times Thrown - Yds Lost - Gross Pass.	207-2-15-222	181-1-13-194
Passes Attempted - Completed - Intercepted	40-22-2	32-20-0
Punts / Number - Average	5-44.6	7-44.9
Penalties / Number - Yards	10-86	5-41
Fumbles / Number - Lost	5-4	2-2

### INDIVIDUAL STATISTICS

	Baltimore:	Cincinnati:
<b>Rushing</b>	W. McGahee 19-77-0-13LG; M. Smith 5-30-1-17LG; S. McNair 1-0-0-0LG	R. Johnson 18-50-0-15LG; J. Johnson 1-3-0-3LG; C. Johnson 1-2-0-2LG C. Palmer 3-0-0-2LG
<b>Receiving</b>	Baltimore: D. Mason 7-76-0-15LG; T. Heap 4-29-0-10LG; D. Williams 3-55-0-21LG W. McGahee 3-34-0-17LG; L. McClain 3-13-0-5LG; M. Smith 1-9-0-9LG J. Green 1-6-0-6LG	Cincinnati: T. Houshmandzadeh 9-50-1-12LG; C. Johnson 5-95-1-39LG R. Johnson 3-26-0-18LG; R. Kelly 1-13-0-13LG D. Coats 1-9-0-9LG; J. Johnson 1-1-0-1LG
<b>Passing</b>	Baltimore: S. McNair 34-20-203-1-0-21LG; K. Boller 6-2-19-1-0-14LG	Cincinnati: C. Palmer 32-20-194-0-2-39LG
<b>Interceptions</b>	Baltimore: None	Cincinnati: R. Geathers 1-30; M. Myers 1-0
<b>Sacks</b>	Baltimore: J. Johnson 1-13	Cincinnati: R. Geathers 1-8; A. Brooks 1-7



2



## Ravens 20, Jets 13

New York (0-2)  
Baltimore (1-1)

A QB Kyle Boller-led offense posted a 17-point lead heading into the 4th quarter (20-3), but 2nd-year QB Kellen Clemens rallied a late-game Jets' comeback in the final minutes. In the end, Baltimore won a hard-fought 20-13 victory. Clemens rolled up 176 passing yards in the final period before LB Ray Lewis snared an INT with 1:04 remaining to clinch the win. Boller, starting for an injured QB Steve McNair (groin), completed 23-of-35 for 185 yards and 2 TDs with 0 INTs. He hit 8 different receivers, most notably Derrick Mason (8 catches for 54 yards) and Todd Heap (7 receptions for 76 yards). On the Ravens' 1st scoring drive, Boller went 6-for-6 for 53 yards, hitting RB Willis McGahee for a 2-yard TD. It was the 1st receiving TD of McGahee's career. Less than 10 seconds before the 1st half ended, Boller rushed for 2 key 1st downs and then lobbed a pass to Heap in the end zone for a 17-3 halftime lead. K Matt Stover produced 28- and 43-yard FGs, which Jets K Mike Nugent answered with 50- and 21-yard boots. The Ravens' pass rush suffered a blow when DT Trevor Pryce was lost due to a broken wrist in the 3rd quarter. Baltimore still posted 4 sacks. Pro Bowl Ravens on the sideline included McNair, Pryce and LT Jonathan Ogden, who missed the game with a toe injury.

OFFENSE		DEFENSE	
WR 87	L. Coles	LE 92	S. Ellis
LT 60	D. Ferguson	NT 63	D. Robertson
LG 61	A. Clarke	RE 93	K. Coleman
C 74	N. Mangold	OLB 99	B. Thomas
RG 65	B. Moore	ILB 50	E. Barton
RT 68	A. Clement	ILB 51	J. Vilma
TE 86	C. Baker	OLB 54	V. Hobson
WR 89	J. Cotchery	LCB 24	D. Revis
QB 11	K. Clemens	RCB 36	D. Barrett
RB 20	T. Jones	S 26	E. Coleman
FB 37	D. Barnes	S 25	K. Rhodes

OFFENSE		DEFENSE	
WR 87	D. Williams	LDT 90	T. Pryce
LT 78	A. Terry	NT 97	K. Gregg
LG 60	J. Brown	RDT 92	H. Ngata
C 62	M. Flynn	ROLB 95	J. Johnson
RG 65	C. Chester	RILB 52	R. Lewis
RT 73	M. Yanda	LILB 57	B. Scott
TE 86	T. Heap	LOLB 55	T. Suggs
WR 85	D. Mason	LCB 21	C. McAlister
QB 7	K. Boller	RCB 22	S. Rolle
RB 23	W. McGahee	SS 26	D. Landry
FB 37	L. M'Clain	FS 20	E. Reed

OFFICIALS- Referee: Scott Green (19), Umpire: Scott Dawson (70), Head Linesman: Tony Veteri (36), Line Judge: Ron Marinucci (107), Side Judge: Larry Rose (128), Field Judge: Boris Check (41), Back

	1	2	3	4	OT	TOTAL	FIELD GOALS - made ( ) & missed
NEW YORK	0	3	0	10	-	13	M. Nugent (50), 52WL, (21)
BALTIMORE	7	10	0	3	-	20	M. Stover (28), 46WR, (43)
TEAM	QTR	TIME	PLAY DESCRIPTION (extra point)			DRIVE	SCORE
Ravens	1	3:36	W. McGahee 2 yd. pass from K. Boller (M. Stover kick)			11-65, 6:05	0-7
Jets	2	13:36	M. Nugent 50 yd. Field Goal			10-48, 5:00	3-7
Ravens	2	9:37	M. Stover 28 yd. Field Goal			8-29, 3:59	3-10
Ravens	2	0:06	T. Heap 4 yd. pass from K. Boller (M. Stover kick)			12-57, 2:39	3-17
Ravens	4	14:57	M. Stover 43 yd. Field Goal			5-37, 1:23	3-20
Jets	4	10:05	M. Nugent 21 yd. Field Goal			10-68, 4:52	6-20
Jets	4	3:12	C. Baker 3 yd. pass from K. Clemens (M. Nugent kick)			11-81, 3:35	13-20
TEAM STATISTICS		JETS		RAVENS			
First Downs (total-rush-pass-penalty)		18-3-12-3		17-7-10-0			
Total Yards - Plays - Average		304-68-4.5		303-69-4.4			
Net Yards Rushing - Rushes - Average		69-27-2.6		118-34-3.5			
Net Yards Passing - Times Thrown - Yds Lost - Gross Pass.		235-4-25-260		185-0-0-185			
Passes Attempted - Completed - Intercepted		37-19-2		35-23-0			
Punts / Number - Average		5-40.4		6-47.5			
Penalties / Number - Yards		2-10		11-100			
Fumbles / Number - Lost		1-0		1-0			
INDIVIDUAL STATISTICS							
Rushing	New York:	T. Jones 24-67-0-9LG; K. Clemens 3-2-0-1LG					
	Baltimore:	W. McGahee 26-97-0-9LG; M. Smith 3-8-0-3LG; K. Boller 3-7-0-12LG L. M'Clain 2-6-0-4LG					
Receiving	New York:	J. Cotchery 7-165-0-50LG; L. Coles 6-57-0-24LG; T. Jones 2-20-0-21LG J. McCareins 1-10-0-10LG; B. Smith 1-8-0-8LG; C. Baker 1-3-1-3LG N. Mangold 1-(-3)-0-(-3)LG					
	Baltimore:	D. Mason 8-54-0-12LG; T. Heap 7-76-1-37LG; Q. Sypniewski 2-18-0-13LG W. McGahee 2-6-1-4LG; D. Williams 1-13-0-13LG; M. Smith 1-10-0-10LG L. M'Clain 1-9-0-9LG; M. Clayton 1-(-1)-0-(-1)LG					
Passing	New York:	K. Clemens 37-19-260-2-1-50LG					
	Baltimore:	K. Boller 35-23-185-0-2-37LG					
Interceptions	New York:	None					
	Baltimore:	E. Reed 1-0; R. Lewis 1-0					
Sacks	New York:	None					
	Baltimore:	D. Landry 1-9; C. Ivy 1-7; G. Sapp 1-7; T. Pryce 1-2					





3



## Ravens 26, Cardinals 23

Arizona (1-2)  
Baltimore (2-1)

Matt Stover's 46-yard FG as the game ended gave the Ravens a 26-23 victory. QB Steve McNair came in to lead a final scoring march. McNair posted a 106.7 QB rating, going 20-of-27 for 198 yards and a TD. Baltimore took the 20-3 halftime lead when Stover became the 5th-leading scorer in NFL history on his 2nd FG of the day. McNair found WR Derrick Mason for a 13-yard TD, and RS Yamon Figurs ran for a 75-yard PR to the end zone. When McNair lost a fumble in his own territory in the 3rd quarter, the Cardinals' K Neil Rackers connected on a 40-yard FG and Arizona then recovered an onside kick. But, CB Corey Ivy took the ball back when he stripped WR Larry Fitzgerald on the ensuing snap, and Stover then added a 43-yard FG, giving the Ravens what seemed to be a comfortable 23-6 lead. Boller relieved McNair (injured groin), while QB Matt Leinart's ineffectiveness led Arizona to sub QB Kurt Warner, whose no-huddle offense tied the score. Warner hit WR Anquan Boldin for 2 4th-quarter TDs, and Rackers evened the contest with 1:50 remaining when he hit a FG from 41 yards. Boller responded by going a perfect 5-of-5 for 32 yards on the last scoring drive. Stover's 4th FG of the day was good as time expired. It was the 13th game-winner of his 18-year career.

OFFENSE		DEFENSE	
WR 11	L. Fitzgerald	NT 98	G. Watson
LT 69	M. Gandy	DT 90	D. Dockett
LG 74	R. Wells	RDE 92	B. Berry
C 63	L. Sendllein	SLB 97	C. Pace
RG 76	D. Luitui	MLB 54	G. Hayes
RT 75	L. Brown	WLB 58	K. Dansby
TE 82	L. Pope	DB 21	A. Rolle
WR 81	A. Boldin	LCB 26	R. Hood
WR 83	T. Bienemann	SS 24	A. Wilson
QB 7	M. Leinart	FS 42	T. Holt
RB 32	E. James	RCB 25	E. Green

OFFENSE		DEFENSE	
WR 89	M. Clayton	LDT 93	D. Edwards
LT 78	A. Terry	NT 97	K. Gregg
LG 60	J. Brown	RDT 92	H. Ngata
C 62	M. Flynn	ROLB 95	J. Johnson
RG 65	C. Chester	RILB 52	R. Lewis
RT 73	M. Yanda	LILB 57	B. Scott
TE 86	T. Heap	LOLB 55	T. Suggs
WR 85	D. Mason	LCB 21	C. McAlister
WR 87	D. Williams	RCB 35	C. Ivy
QB 9	S. McNair	SS 26	D. Landry
RB 23	W. McGahee	FS 20	E. Reed

OFFICIALS— Referee: Jerome Boger (23), Umpire: Garth DeFelixe (53), Head Linesman: Jerry Bergman (91), Line Judge: Jeff Bergman (32), Side Judge: Joe Larrew (73), Field Judge: Scott Stenson (88).

	1	2	3	4	OT	TOTAL	FIELD GOALS - made ( ) & missed
ARIZONA	0	3	3	17	-	23	N. Rackers (48), 47WR, (40, 41)
BALTIMORE	3	17	3	3	-	26	M. Stover (21, 28, 43, 46)

TEAM	QTR	TIME	PLAY DESCRIPTION (extra point)	DRIVE	SCORE
Ravens	1	7:14	M. Stover 21 yd. Field Goal	14-77, 7:46	0-3
Ravens	2	10:52	M. Stover 28 yd. Field Goal	14-72, 8:49	0-6
Cardinals	2	5:14	N. Rackers 48 yd. Field Goal	6-51, 1:41	3-6
Ravens	2	1:55	D. Mason 13 yd. pass from S. McNair (M. Stover kick)	8-60, 3:19	3-13
Ravens	2	0:55	Y. Figurs 75 yd. punt return (M. Stover kick)		3-20
Cardinals	3	5:18	N. Rackers 40 yd. Field Goal	6-13, 2:56	6-20
Ravens	3	0:16	M. Stover 43 yd. Field Goal	10-48, 4:45	6-23
Cardinals	4	12:02	A. Boldin 5 yd. pass from K. Warner (N. Rackers kick)	7-71, 3:14	13-23
Cardinals	4	10:19	A. Boldin 32 yd. pass from K. Warner (N. Rackers kick)	2-54, 0:33	20-23
Cardinals	4	1:50	N. Rackers 41 yd. Field Goal	10-64, 3:43	23-23
Ravens	4	0:00	M. Stover 46 yd. Field Goal	9-52, 1:50	23-26

## TEAM STATISTICS

First Downs (total-rush-pass-penalty)

Total Yards - Plays - Average

Net Yards Rushing - Rushes - Average

Net Yards Passing - Times Thrown - Yds Lost - Gross Pass.

Passes Attempted - Completed - Intercepted

Punts / Number - Average

Penalties / Number - Yards

Fumbles / Number - Lost

## CARDINALS

17-5-11-1

364-55-6.6

61-14-4.4

303-1-8-311

40-24-0

4-43.3

6-65

1-1

## RAVENS

23-9-13-1

381-71-5.4

129-30-4.3

252-4-29-281

37-28-0

3-31.3

5-40

1-1

## INDIVIDUAL STATISTICS

## Rushing

Arizona:

E. James 10-57-0-27LG; J. Arrington 2-3-0-2LG; M. Leinart 1-2-0-2LG

Baltimore:

M. Shipp 1-(-1)-0-(-1)LG

W. McGahee 21-98-0-37LG; M. Smith 5-15-0-10LG

S. McNair 3-14-0-13LG; K. Boller 1-2-0-2LG

## Receiving

Arizona:

A. Boldin 14-181-2-37LG; L. Fitzgerald 5-85-0-27LG

Bry. Johnson 1-18-0-18LG; E. James 1-10-0-10LG; M. Shipp 1-9-0-9LG

T. Bienemann 1-6-0-6LG; J. Arrington 1-2-0-2LG

Baltimore:

D. Mason 8-79-1-18LG; M. Clayton 5-34-0-8LG; T. Heap 4-60-0-24LG

W. McGahee 4-23-0-14LG; D. Williams 3-52-0-26LG

M. Smith 3-32-0-17LG; L. McClain 1-1-0-1LG

## Passing

Arizona:

K. Warner 20-15-258-0-2-37LG; M. Leinart 20-9-53-0-0-10LG

Baltimore:

S. McNair 27-20-198-0-1-26LG; K. Boller 10-8-0-0-24LG

## Interceptions

Arizona:

None

Baltimore:

None

## Sacks

Arizona:

K. Dansby 2-14; D. Dockett 1.5-15; A. Smith 0.5-0

Baltimore:

C. Ivy 1-8



4



## Browns 27, Ravens 13

Baltimore (2-2)  
Cleveland (2-2)

The Browns started off with 2 TDs on their opening possessions and maintained that lead in a 27-13 win over the Ravens at Cleveland Browns Stadium. Baltimore was able to post 418 yards of total offense thanks to 307 passing yards from QB Steve McNair (career highs of 53 attempts and 34 completions) and RB Willis McGahee's 136 combined yardage. After Cleveland's opening-drive score, McNair threw an INT to CB Leigh Bodden, and Browns QB Derek Anderson served a 78-yard bomb to WR Braylon Edwards on the next play. The Ravens shut down RB Jamal Lewis, who had one 28-yard gallop, but only totaled 64 yards on 23 carries (2.8 yards per rush). The Ravens mustered a TD on 1 out of 4 trips to the red zone, a 4-yard dart to TE Quinn Sypniewski, his 1st-career scoring grab. K Matt Stover hit 2 FGs, but was also wide on 2 boots. S Ed Reed atoned for the 1st miss with an INT in Cleveland territory. That led to Stover's 21-yarder, which was answered by Browns' K Phil Dawson (17-3). RS Yamon Figurs fumbled away the ensuing KOR. J. Lewis then added a 1-yard TD stretch. Each team traded FGs again to make it 27-6 before McNair took the Ravens 85 yards in 13 plays for a 4th-quarter score. Sypniewski was in the game for an injured TE Todd Heap (hamstring) and TE Daniel Wilcox (foot), both of whom left in the 3rd quarter.

OFFENSE		DEFENSE	
WR 89	M. Clayton	LDT 93	D. Edwards
LT 78	A. Terry	NT 97	K. Gregg
LG 60	J. Brown	RDT 92	H. Njoku
C 62	M. Flynn	LOLB 95	J. Johnson
RG 65	C. Chester	LILB 52	R. Lewis
RT 73	M. Yanda	RILB 57	B. Scott
TE 86	T. Heap	ROLB 55	T. Suggs
WR 85	D. Mason	LCB 21	C. McAlister
QB 9	S. McNair	RCB 35	C. Ivy
WR 87	D. Williams	SS 26	D. Landry
RB 23	W. McGahee	FS 20	E. Reed

OFFENSE		DEFENSE	
WR 84	J. Jurevicius	LE 91	S. Smith
LT 73	J. Thomas	LE 98	Roba. Smith
LG 65	E. Steinbach	LOLB 55	W. McGinest
C 66	H. Friley	MLB 94	L. Williams
RG 68	S. McKinney	WLB 58	D. Jackson
RT 77	K. Shaffer	SLB 95	K. Wimbley
TE 82	S. Heiden	LCB 24	E. Wright
WR 17	B. Edwards	RCB 28	L. Bodden
QB 3	D. Anderson	DB 39	D. Holly
FB 47	L. Vickers	FS 21	B. Pool
RB 31	J. Lewis	SS 26	S. Jones

**OFFICIALS**— Referee: Ron Winter (14), Umpire: Roy Ellison (81), Head Linesman: Tom Stabile (24), Line Judge: Tom Stephan (68), Side Judge: Tom Hill (97), Field Judge: Mike Weir (50), Back Judge:

	1	2	3	4	OT	TOTAL	FIELD GOALS - made ( ) & missed
BALTIMORE	0	6	0	7	-	13	M. Stover 46WR, (21, 29), 41WR
CLEVELAND	14	10	3	0	-	27	P. Dawson (41, 20)
TEAM	QTR	TIME	PLAY DESCRIPTION (extra point)			DRIVE	SCORE
Browns	1	9:46	J. Jurevicius 2 yd. pass from D. Anderson (P. Dawson kick)			9-55, 5:14	0-7
Browns	1	5:46	B. Edwards 78 yd. pass from D. Anderson (P. Dawson kick)			1-78, 0:09	0-14
Ravens	2	12:45	M. Stover 21 yd. Field Goal			6-21, 2:27	3-14
Browns	2	9:17	P. Dawson 41 yd. Field Goal			8-49, 3:28	3-17
Browns	2	4:52	J. Lewis 1 yd. run (P. Dawson kick)			8-31, 4:18	3-24
Ravens	2	0:52	M. Stover 29 yd. Field Goal			11-68, 4:00	6-24
Browns	3	4:12	P. Dawson 20 yd. Field Goal			9-66, 4:37	6-27
Ravens	4	7:14	Q. Sypniewski 4 yd. pass from S. McNair (M. Stover kick)			13-85, 6:27	13-27
TEAM STATISTICS		RAVENS			BROWNS		
First Downs (total-rush-pass-penalty)		26-5-19-2			12-5-6-1		
Total Yards - Plays - Average		418-73-5.7			303-48-6.3		
Net Yards Rushing - Rushes - Average		111-20-5.6			99-30-3.3		
Net Yards Passing - Times Thrown - Yds Lost - Gross Pass.		307-0-0-307			204-0-0-204		
Passes Attempted - Completed - Intercepted		53-34-1			18-10-1		
Punts / Number - Average		0-0-0			3-42.7		
Penalties / Number - Yards		7-41			6-41		
Fumbles / Number - Lost		1-1			1-0		
INDIVIDUAL STATISTICS		RAVENS			BROWNS		
Rushing		Baltimore:	W. McGahee 14-104-0-28LG; M. Smith 5-5-0-3LG; S. McNair 1-2-0-2LG				
		Cleveland:	J. Lewis 23-64-1-28LG; J. Wright 2-27-0-15LG; L. Vickers 1-6-0-6LG				
			J. Cribbs 1-2-0-2LG; D. Anderson 3-0-0-2LG				
Receiving		Baltimore:	D. Mason 10-78-0-11LG; Q. Sypniewski 6-34-1-9LG; D. Williams 5-63-0-17LG				
			T. Heap 4-36-0-15LG; M. Clayton 3-43-0-19LG; M. Smith 3-19-0-10LG				
		Cleveland:	W. McGahee 2-32-0-30LG; D. Wilcox 1-2-0-2LG				
			K. Winslow 4-96-0-49LG; B. Edwards 3-97-1-78LG; J. Jurevicius 2-10-1-8LG				
			S. Heiden 1-1-0-1LG				
Passing		Baltimore:	S. McNair 53-34-307-1-1-30LG				
		Cleveland:	D. Anderson 18-10-204-1-2-78LG				
Interceptions		Baltimore:	E. Reed 1-20				
		Cleveland:	L. Bodden 1-7				
Sacks		Baltimore:	None				
		Cleveland:	None				



5



## Ravens 9, 49ers 7

Baltimore (3-2)  
San Francisco (2-3)

Three FGs from Matt Stover were all that it took for the Ravens to upend the San Francisco 49ers, 9-7. Baltimore's stifling defense held the Niners to only 163 yards of total offense. The Ravens were able to move the ball and hold QB Steve McNair sack-free thanks to a line of LT Jared Gaither, LG Jason Brown, C Chris Chester, RG Ben Grubbs and RT Marshal Yanda. This group featured 3 rookies, the 2nd-year Chester and 3rd-year Brown. Incumbent C Mike Flynn left in the 2nd quarter with a sprained right knee, while LT Adam Terry left the game earlier during the same drive with a sprained left ankle. Stover broke a scoreless tie with a 26-yard FG at the 2:44 mark on that series. After the defense forced a quick punt, McNair executed a perfect 2-minute drill that led to a 32-yard FG with 7 seconds remaining in the half. Stover added a 49-yard boot in the 3rd quarter that was set up by S Ed Reed's INT and 21-yard return. San Francisco QB Trent Dilfer pulled the 49ers to within 2 points (9-7) when he hit WR Bryan Gilmore on a 42-yard pass, and then followed that with a 23-yard TD strike to WR Arnaz Battle, 1 play later. In the 4th, K Joe Nedney's boot went wide from 52 yards. McNair then directed a clock-eating, game-ending drive to complete the victory.

OFFENSE		DEFENSE	
WR 89	M. Clayton	LDT 93	D. Edwards
LT 78	A. Terry	NT 97	K. Gregg
LG 60	J. Brown	RDT 92	H. Ngata
C 62	M. Flynn	LOLB 95	J. Johnson
RG 66	B. Grubbs	LILB 52	R. Lewis
RT 73	M. Yanda	RILB 57	B. Scott
TE 88	Q. Sypniewski	ROLB 55	T. Suggs
WR 85	D. Mason	LCB 21	C. McAlister
QB 9	S. McNair	RCB 35	C. Ivy
RB 23	W. McGahee	SS 26	D. Landry
FB 37	L. McClain	FS 20	E. Reed

OFFENSE		DEFENSE	
WR 82	D. Jackson	LE 97	B. Young
LT 68	A. Snyder	NT 92	A. Franklin
LG 71	L. Allen	RE 94	M. Douglas
C 66	E. Heitmann	OLB 55	H. Navies
RG 65	J. Smiley	MLB 50	D. Smith
RT 74	J. Staley	MLB 52	P. Willis
TE 46	D. Walker	OLB 95	T. Banta-Cain
WR 83	A. Battle	LCB 22	N. Clements
QB 12	T. Dilfer	RCB 27	W. Harris
RB 21	F. Gore	SS 32	M. Lewis
FB 44	M. Norris	FS 26	M. Roman

**OFFICIALS-** Referee: Bill Leavy (127), Umpire: Richard Hall (49), Head Linesman: Gary Slaughter (30), Line Judge: Darryll Lewis (130), Side Judge: Mike Weatherford (116), Field Judge: Rob Vernatchi (75).

	1	2	3	4	OT	TOTAL	FIELD GOALS - made ( ) & missed
BALTIMORE	0	6	3	0	-	9	M. Stover (26, 32, 49)
SAN FRANCISCO	0	0	7	0	-	7	J. Nedney 52WR

TEAM	QTR	TIME	PLAY DESCRIPTION (extra point)	DRIVE	SCORE
Ravens	2	2:44	M. Stover 26 yd. Field Goal	14-64, 8:11	3-0
Ravens	2	0:07	M. Stover 32 yd. Field Goal	11-58, 1:40	6-0
Ravens	3	8:12	M. Stover 49 yd. Field Goal	8-11, 3:14	9-0
49ers	3	6:14	A. Battle 23 yd. pass from T. Dilfer (J. Nedney kick)	4-69, 1:58	9-7

## TEAM STATISTICS

	RAVENS	49ERS
First Downs (total-rush-pass-penalty)	19-5-12-2	6-1-5-0
Total Yards - Plays - Average	315-76-4.1	163-41-4.0
Net Yards Rushing - Rushes - Average	101-33-3.1	49-19-2.6
Net Yards Passing - Times Thrown - Yds Lost - Gross Pass.	214-0-0-214	114-3-12-126
Passes Attempted - Completed - Intercepted	43-29-0	19-12-1
Punts / Number - Average	7-41.6	7-51.6
Penalties / Number - Yards	7-40	4-48
Fumbles / Number - Lost	0-0	1-0

## INDIVIDUAL STATISTICS

	Baltimore:	San Francisco:
<b>Rushing</b>	W. McGahee 22-88-0-13LG; S. McNair 4-10-0-7LG; M. Smith 5-2-0-2LG L. McClain 1-2-0-2LG; Y. Figures 1-(-1)-0-(-1)LG	F. Gore 16-52-0-10LG; T. Dilfer 1-4-0-4LG; M. Hicks 1-1-0-1LG B. Gilmore 1-(-8)-0-(-8)
<b>Receiving</b>	Baltimore: D. Mason 11-85-0-18LG; W. McGahee 7-48-0-12LG D. Williams 4-39-0-14LG; Q. Sypniewski 4-28-0-12LG; M. Smith 2-9-0-5LG M. Clayton 1-5-0-5LG	San Francisco: A. Battle 3-36-1-23LG; F. Gore 3-23-0-19LG; M. Norris 2-19-0-13LG D. Jackson 2-6-0-3LG; B. Gilmore 1-42-0-42LG; M. Robinson 1-0-0-0LG
<b>Passing</b>	Baltimore: S. McNair 43-29-214-0-0-18LG San Francisco: T. Dilfer 19-12-126-1-1-42LG	
<b>Interceptions</b>	Baltimore: E. Reed 1-21 San Francisco: None	
<b>Sacks</b>	Baltimore: J. Johnson 1-6; K. Gregg 1-4; B. Scott 1-2 San Francisco: None	



6



## Ravens 22, Rams 3

St. Louis (0-6)  
Baltimore (4-2)

Matt Stover booted 5 FGs, while the Ravens made life miserable for Rams QB Gus Frerotte, sacking him 4 times and nabbing a single-game franchise-record 5 INTs. DT Kelly Gregg also came up with a FR, making 6 TOs that were converted into 12 Baltimore points. The Ravens started 3 rookie offensive linemen and backup QB Kyle Boller. TE Todd Heap played for only 1 quarter (hamstring). The Ravens' defense limited St. Louis to 264 total yards, 83 in the 1st half, and a lone FG. Stover tied his own team record for most FGs in a single game, while RB Willis McGahee, who posted 61 yards on 25 carries, logged his 1st rushing TD as a Raven. After Stover's 1st FG late in the 1st quarter, DT Dwan Edwards posted his 1st-career INT when Frerotte bounced a pass off WR Drew Bennett's shoulder pads, which led to a 42-yard boot. McGahee's 2nd-quarter TD capped a 75-yard drive, aided by a 28-yard pass to WR Derrick Mason and a pass interference call that cost the Rams 27 yards. Another INT (CB Chris McAlister) came on the 2nd play after halftime, leading to another Stover FG. K Jeff Wilkins finally put the Rams on the scoreboard with a 32-yard FG, but was erased when DT Justin Bannan sacked Frerotte and forced a fumble. Gregg recovered it, leading to FG No. 4 for Stover. His 5th came after S Ed Reed's pick and subsequent 15-yard return.

OFFENSE		DEFENSE	
WR 81 T. Holt	LDE 91 L. Little	UT 97 L. Glover	
LT 70 A. Barron	UT 90 A. Carriger	NT 90 A. Carriger	
LG 67 A. McCollum	RDE 96 J. Hall	SLB 54 B. Chillar	
C 65 B. Romberg	SLB 54 B. Chillar	MLB 51 W. Witherspoon	
RG 68 R. Incognito	SLB 54 B. Chillar	WLB 50 P. Tinoisamoa	
RT 72 M. Brown	MLB 51 W. Witherspoon	LCB 24 R. Bartell	
TE 84 R. McMichael	WLB 50 P. Tinoisamoa	RCB 34 F. Brown	
TE 87 A. Walker	LCB 24 R. Bartell	FS 21 O. Aogwe	
WR 83 D. Bennett	RCB 34 F. Brown	SS 35 T.J. Johnson	
QB 12 G. Frerotte	FS 21 O. Aogwe		
RB 23 B. Leonard	SS 35 T.J. Johnson		

OFFENSE		DEFENSE	
WR 89 M. Clayton	LDT 93 D. Edwards	NT 97 K. Gregg	
LT 71 J. Gaither	NT 97 K. Gregg	RDT 92 H. Ngata	
LG 60 J. Brown	RDT 92 H. Ngata	ROLB 95 J. Johnson	
C 65 C. Chester	ROLB 95 J. Johnson	RILB 52 R. Lewis	
RG 66 B. Grubbs	RILB 52 R. Lewis	LILB 57 B. Scott	
RT 73 M. Yanda	LILB 57 B. Scott	LOLB 55 T. Suggs	
TE 86 T. Heap	LOLB 55 T. Suggs	LCB 21 C. McAlister	
WR 85 D. Mason	LCB 21 C. McAlister	RCB 35 C. Ivy	
QB 7 K. Boller	RCB 35 C. Ivy	SS 26 D. Landry	
RB 23 W. McGahee	SS 26 D. Landry	FS 20 E. Reed	
FB 37 L. McClain	FS 20 E. Reed		

OFFICIALS- Referee: Tony Corrente (99), Umpire: Steve Wilson (29), Head Linesman: John McGrath (120), Line Judge: Ron Blum (7), Side Judge: Dyrrol Prioleau (109), Field Judge: Craig Wrolstad (4), Back

ST. LOUIS	1	2	3	4	OT	TOTAL	FIELD GOALS - made ( ) & missed	
BALTIMORE	0	0	3	0	-	3	J. Wilkins 35WL (32) M. Stover (43, 42, 23, 31, 36)	
TEAM	QTR	TIME	PLAY DESCRIPTION (extra point)			DRIVE	SCORE	
Ravens	1	1:46	M. Stover 43 yd. Field Goal			5-27, 2:30	0-3	
Ravens	2	13:24	M. Stover 42 yd. Field Goal			7-19, 2:42	0-6	
Ravens	2	4:13	W. McGahee 6 yd. run (M. Stover kick)			8-75, 4:54	0-13	
Ravens	3	12:11	M. Stover 23 yd. Field Goal			4-8, 2:09	0-16	
Rams	3	6:44	J. Wilkins 32 yd. Field Goal			12-66, 5:27	3-16	
Ravens	4	14:57	M. Stover 31 yd. Field Goal			6-14, 2:05	3-19	
Ravens	4	11:06	M. Stover 36 yd. Field Goal			6-26, 2:24	3-22	
<b>TEAM STATISTICS</b>							<b>RAMS</b>	<b>RAVENS</b>
First Downs (total-rush-pass-penalty)							14-3-11-0	14-4-8-2
Total Yards - Plays - Average							264-67-3.9	248-63-3.9
Net Yards Rushing - Rushes - Average							67-27-2.5	77-31-2.5
Net Yards Passing - Times Thrown - Yds Lost - Gross Pass.							197-4-11-208	171-2-13-184
Passes Attempted - Completed - Intercepted							36-19-5	30-18-1
Punts / Number - Average							2-44-0	5-50-8
Penalties / Number - Yards							7-63	6-40
Fumbles / Number - Lost							1-1	2-1
<b>INDIVIDUAL STATISTICS</b>								
<b>Rushing</b>		St. Louis:	T. Minor 7-40-0-13LG; B. Leonard 12-18-0-4LG; A. Pittman 5-11-0-5LG G. Frerotte 1-2-0-2LG; M. Hagans 2-(4)-0-(2)LG					
		Baltimore:	W. McGahee 25-61-1-11LG; K. Boller 2-6-0-4LG; M. Smith 2-5-0-3LG L. McClain 1-3-0-3LG; M. Anderson 1-2-0-2LG					
<b>Receiving</b>		St. Louis:	M. Hagans 5-74-0-23LG; D. Byrd 4-44-0-14LG; T. Holt 4-33-0-17LG B. Leonard 3-23-0-11LG; R. McMichael 2-29-0-20LG; T. Minor 1-5-0-5LG					
		Baltimore:	D. Mason 5-79-0-28LG; W. McGahee 4-9-0-8LG; M. Clayton 3-23-0-10LG D. Williams 2-45-0-34LG; M. Smith 2-18-0-10LG; Q. Sypniewski 2-10-0-7LG					
<b>Passing</b>		St. Louis:	G. Frerotte 36-19-208-5-0-23LG					
		Baltimore:	K. Boller 30-18-184-1-0-34LG					
<b>Interceptions</b>		St. Louis:	P. Tinoisamoa 1-0					
		Baltimore:	C. Ivy 1-22; E. Reed 1-15; D. Martin 1-3; D. Edwards 1-1; C. McAlister 1-0					
<b>Sacks</b>		St. Louis:	L. Little 1-11; J. Hall 1-2					
		Baltimore:	T. Suggs 1-7; K. Gregg 1-2; H. Ngata 1-2; J. Bannan 1-0					



7



## Bills 19, Ravens 14

Baltimore (4-3)

Buffalo (3-3)

Despite missing 6 starters due to injury and losing C Mike Flynn in the 2nd quarter, the Ravens saw 2 chances to win fall short in the tough loss. Buffalo took a 3-0 lead on K Rian Lindell's 29-yard FG but never relinquished control. Lindell added 26- and 35-yarders in the 1st half before the Ravens got a 3rd-period TD on RB Willis McGahee's 46-yard romp. McGahee shook off 1 tackler and stiff-armed another for the TD. The Bills added another FG and then used a 54-yard QB Trent Edwards-to-WR Lee Evans reception to set up a 1-yard TD rush from RB Marshawn Lynch. Ravens QB Kyle Boller, subbing for Steve McNair (back), engineered a 16-play drive to Buffalo's 8-yard line, only to turn the ball over on downs. CB Samari Rolle got it back when he snared an INT, stepping in front of another pass to Evans. Four snaps later, Boller zipped a 15-yard TD strike to WR Derrick Mason (7 receptions, 78 yards) to pull within 5 points in the middle of the 4th. The Ravens' defense, led by LB Ray Lewis' 18 tackles, forced 3-and-outs on consecutive series, but the offense couldn't capitalize on either possession. In addition to McNair and Flynn, Baltimore also missed starting T Jonathan Ogden (toe), who saw limited action and then left the game. Starters T Adam Terry (ankle), TE Todd Heap (hamstring), CB Chris McAlister (knee) and DT Trevor Pryce (wrist) also did not play.

OFFENSE		DEFENSE	
WR 85	D. Mason	LDT 94	J. Bannan
TE 80	L. Vickers	NT 97	K. Gregg
LT 71	J. Gaither	RDT 92	H. Ngata
LG 60	J. Brown	LOLB 95	J. Johnson
C 62	M. Flynn	LILB 52	R. Lewis
RG 66	B. Grubbs	RILB 57	B. Scott
RT 73	M. Yanda	LILB 55	T. Suggs
TE 88	Q. Sypniewski	LCB 35	C. Ivy
QB 7	K. Boller	RCB 20	S. Reed
HB 23	W. McGahee	SS 26	D. Landry
FB 37	L. McClain	FS 20	E. Reed

OFFENSE		DEFENSE	
WR 83	L. Evans	LE 90	C. Kelsay
TE 86	M. Gaines	LT 98	L. Tripplett
LT 71	J. Peters	RE 95	K. Williams
LG 66	D. Dockery	RT 94	A. Schobel
C 67	M. Fowler	SLB 55	A. Crowell
RG 60	B. Butler	MLB 52	J. DiGiorgio
RT 68	L. Walker	WLB 56	K. Ellison
TE 84	R. Royal	LCB 33	J. Greer
WR 82	J. Keed	SS 20	D. Whitner
QB 5	T. Edwards	FS 37	G. Wilson
RB 23	M. Lynch	RCB 24	T. McGe

OFFICIALS- Referee: Terry McAulay (77), Umpire: Bruce Stritesky (102), Head Linesman: Jim Mello (48), Line Judge: Mark Steinkerchner (84), Side Judge: Michael Banks (72), Field Judge: Greg Gautreaux (80),

	1	2	3	4	OT	TOTAL	FIELD GOALS - made ( ) & missed	
BALTIMORE	0	0	7	7	-	14	M. Stover None	
BUFFALO	3	6	10	0	-	19	R. Lindell (29, 26, 35, 41)	
TEAM	QTR	TIME	PLAY DESCRIPTION (extra point)			DRIVE	SCORE	
Bills	1	3:51	R. Lindell 29 yd. Field Goal			12-70, 7:58	0-3	
Bills	2	12:44	R. Lindell 26 yd. Field Goal			8-47, 4:22	0-6	
Bills	2	10:18	R. Lindell 35 yd. Field Goal			4-6, 1:34	0-9	
Ravens	3	11:20	W. McGahee 46 yd. run (M. Stover kick)			6-80, 3:40	7-9	
Bills	3	7:18	R. Lindell 41 yd. Field Goal			9-51, 4:02	7-12	
Bills	3	2:14	M. Lynch 1 yd. run (R. Lindell kick)			5-71, 2:57	7-19	
Ravens	4	6:34	D. Mason 15 yd. pass from K. Boller (M. Stover kick)			4-14, 0:56	14-19	
TEAM STATISTICS						RAVENS	BILLS	
First Downs (total-rush-pass-penalty)						15-5-10-0	14-6-5-3	
Total Yards - Plays - Average						308-62-5.0	242-56-4.3	
Net Yards Rushing - Rushes - Average						127-24-5.3	103-33-3.1	
Net Yards Passing - Times Thrown - Yds Lost - Gross Pass.						181-1-10-191	139-2-14-153	
Passes Attempted - Completed - Intercepted						37-21-0	21-11-1	
Punts / Number - Average						6-50.8	5-45.8	
Penalties / Number - Yards						11-91	3-25	
Fumbles / Number - Lost						2-1	0-0	
INDIVIDUAL STATISTICS								
Rushing	Baltimore:	W. McGahee 19-114-1-46LG; K. Boller 1-7-0-7LG; M. Smith 1-6-0-6LG M. Anderson 3-0-0-2LG						
	Buffalo:	M. Lynch 27-84-1-23LG; D. Wright 3-10-0-4LG; A. Thomas 3-9-0-7LG						
Receiving	Baltimore:	D. Mason 7-78-1-27LG; M. Clayton 5-49-0-26LG Q. Sypniewski 4-33-0-11LG; W. McGahee 2-1-0-1LG						
	Buffalo:	D. Williams 1-18-0-18LG; D. Darling 1-10-0-10LG; M. Anderson 1-2-0-2LG L. Evans 5-98-0-54LG; M. Lynch 3-14-0-9LG; J. Reed 1-25-0-25LG R. Parrish 1-9-0-9LG; M. Gaines 1-7-0-7LG						
Passing	Baltimore:	K. Boller 36-21-191-0-1-27LG; M. Clayton 1-0-0-0-0-0LG						
	Buffalo:	T. Edwards 21-11-153-1-0-54LG						
Interceptions	Baltimore:	S. Rolle 1-0						
	Buffalo:	None						
Sacks	Baltimore:	D. Edwards 1-8; T. Suggs 1-6						
	Buffalo:	J. DiGiorgio 0.5-5; A. Hargrove 0.5-5						





8



## Steelers 38, Ravens 7

Baltimore (4-4)  
Pittsburgh (6-2)

The Ravens lost 3 fumbles in their own territory in the opening 15 minutes and gave up an INT in the middle of the 2nd quarter en route to a 38-7 drubbing on national TV. The turnovers led directly to 4 of QB Ben Roethlisberger's career-high 5 TD passes. Ravens QB Steve McNair had missed the previous 2 games (back), and on Baltimore's 1st series, a McNair fumble on the Ravens' 28-yard line set up a Steelers' TD. S Ed Reed fumbled on a PR, which led to another Roethlisberger TD pass. RB Willis McGahee was then stripped by S Troy Polamalu at the Ravens' 35, setting up a 30-yard TD strike to WR Nate Washington, 2 snaps into the 2nd quarter. Four minutes later, McNair again fumbled. It was recovered by McGahee, but the RB was tackled at the 3, and a 3-and-out led to the 3rd TD for "Big Ben." He got another chance to score after a McNair INT on the next possession, capping a 44-yard drive with a 7-yard strike to Washington - making it 35-0 at 1:51 in the 2nd quarter. The Ravens got on the board when McGahee sprinted 33 yards for a TD. The play was set up by Musa Smith's 52-yard KOR. Baltimore welcomed back C Mike Flynn (knee), LT Jonathan Ogden (toe) and RT Adam Terry (ankle) from injury, but were without Pro Bowlers TE Todd Heap (hamstring) and CBs Chris McAlister (knee) and Samari Rolle (illness). The Ravens set the franchise mark for fewest net yards gained (104) and tied the record for fewest 1st downs (5).

OFFENSE		DEFENSE	
WR 89	M. Clayton	LDT 93	D. Edwards
LT 75	J. Ogden	NT 97	K. Gregg
LG 60	J. Brown	RTD 92	H. Ngata
C 62	M. Flynn	LOLB 95	J. Johnson
RG 66	B. Grubbs	LILB 52	R. Lewis
RT 78	A. Terry	RILB 57	B. Scott
TE 88	Q. Sypniewski	ROLB 55	T. Suggs
QB 9	S. McNair	LCB 35	C. Ivy
RB 23	W. McGahee	RCB 29	D. Martin
FB 37	L. McClain	SS 26	D. Landry
WR 85	D. Mason	FS 20	E. Reed

OFFENSE		DEFENSE	
WR 86	H. Ward	DE 90	T. Kirschke
LT 77	M. Smith	NT 98	C. Hampton
LG 66	A. Fanecka	DE 99	B. Keisel
C 61	S. Mahan	LOLB 53	C. Haggans
RG 73	K. Simmons	LILB 51	J. Farrior
RT 74	W. Colon	RILB 50	L. Foote
TE 83	H. Miller	ROLB 92	J. Harrison
HB 39	W. Parker	LCB 24	L. Taylor
FB 35	D. Kreider	FS 27	A. Smith
QB 7	B. Roethlisberger	SS 43	T. Polamalu
WR 10	S. Holmes	RCB 26	D. Townsend

**OFFICIALS--** Referee: Ed Hochuli (85), Umpire: Chad Brown (31), Head Linesman: Mark Hittner (28), Line Judge: Thomas Symonette (10), Side Judge: Don Carlsen (39), Field Judge: Tom Sifferman (118).

	1	2	3	4	OT	TOTAL	FIELD GOALS - made ( ) & missed
BALTIMORE	0	7	0	0	-	7	M. Stover None
PITTSBURGH	14	21	3	0	-	38	J. Reed (22)

TEAM	QTR	TIME	PLAY DESCRIPTION (extra point)	DRIVE	SCORE
Steelers	1	7:17	H. Miller 17 yd. pass from B. Roethlisberger (J. Reed kick)	3-20, 1:33	0-7
Steelers	1	1:41	S. Holmes 15 yd. pass from B. Roethlisberger (J. Reed kick)	3-28, 1:46	0-14
Steelers	2	14:12	N. Washington 30 yd. pass from B. Roethlisberger (J. Reed kick)	3-36, 1:07	0-21
Steelers	2	5:40	S. Holmes 35 yd. pass from B. Roethlisberger (J. Reed kick)	6-50, 2:43	0-28
Steelers	2	1:51	N. Washington 7 yd. pass from B. Roethlisberger (J. Reed kick)	5-44, 2:09	0-35
Ravens	2	1:33	W. McGahee 33 yd. run (M. Stover kick)	1-33, 0:18	7-35
Steelers	3	4:54	J. Reed 22 yd. Field Goal	7-52, 3:09	7-38

## TEAM STATISTICS

	RAVENS	STEELERS
First Downs (total-rush-pass-penalty)	5-14-0	14-11-12
Total Yards - Plays - Average	104-51-2.0	291-63-4.6
Net Yards Rushing - Rushes - Average	64-14-4.6	90-39-2.3
Net Yards Passing - Times Thrown - Yds Lost - Gross Pass.	40-6-44-84	201-3-22-223
Passes Attempted - Completed - Intercepted	31-16-1	21-14-1
Punts / Number - Average	10-43.6	8-45.3
Penalties / Number - Yards	11-85	5-49
Fumbles / Number - Lost	4-3	0-0

## INDIVIDUAL STATISTICS

<b>Rushing</b>	Baltimore:	W. McGahee 12-50-1-33LG; M. Smith 1-11-0-11LG; L. McClain 1-3-0-3LG
	Pittsburgh:	W. Parker 23-42-0-5LG; N. Davenport 11-34-0-14LG; C. Davis 3-14-0-8LG C. Batch 2-0-0-0LG
<b>Receiving</b>	Baltimore:	D. Mason 6-35-0-8LG; Q. Sypniewski 4-25-0-9LG; M. Clayton 3-12-0-6LG W. McGahee 3-12-0-5LG
	Pittsburgh:	S. Holmes 4-110-2-45LG; H. Ward 4-28-0-15LG N. Washington 3-51-2-30LG; H. Miller 2-17-1-17LG; W. Parker 1-17-0-17LG
<b>Passing</b>	Baltimore:	S. McNair 22-13-63-1-0-8LG; K. Boller 9-3-21-0-0-9LG
	Pittsburgh:	B. Roethlisberger 16-13-209-0-5-45LG; C. Batch 5-1-14-1-0-14LG
<b>Interceptions</b>	Baltimore:	E. Reed 1-22
	Pittsburgh:	J. Harrison 1-20
<b>Sacks</b>	Baltimore:	T. Suggs 1-9; G. Sapp 1-8; G. Stills 1-5
	Pittsburgh:	J. Harrison 3.5-25.5; J. Farrior 1-7; T. Kirschke 1-7; C. Haggans 0.5-4.5



9



## Bengals 21, Ravens 7

Cincinnati (3-6)  
Baltimore (4-5)

Despite a stellar defensive performance that kept the high-powered Bengals' offense out of the end zone, the Ravens turned the ball over 6 times and fell to their AFC North rivals. QB Steve McNair committed 3 turnovers, losing 2 fumbles and throwing an INT at the end of the 1st half. McNair had trouble generating any offense against a team that went into the contest giving up an average of 397.1 yards per game. The Bengals had not held any team to under 20 points all season, but the only Ravens points came on RB Willis McGahee's 1-yard TD run with 1:56 remaining. McNair finished 17-of-26 for 128 yards before being replaced by QB Kyle Boller midway through the 4th quarter. McNair's 3 turnovers were compounded by a McGahee fumble, a fumbled KOR by RS Cory Ross and a Boller INT. K Shayne Graham was able to convert 4 of the 5 2nd-half turnovers into FGs after posting 2 FGs in the 1st half. Baltimore's defense was without starting CBs Samari Rolle (illness) and Chris McAlister (knee) and backup David Pittman (head), then lost 3rd corner Corey Ivy in the 1st quarter (concussion). The unit still managed to keep QB Carson Palmer in check while limiting the Bengals to only 70 rushing yards. Palmer completed 23 of 34 attempts for 271 yards, including a 50-yarder to WR Chris Henry, but was held without a passing TD for the 1st time in 2007. The Ravens also tagged Palmer for 3 sacks and multiple hurries.

OFFENSE		DEFENSE	
WR 85	C. Johnson	LDE 91	R. Geathers
LOT 76	L. Jones	LDT 94	D. Peko
LG 77	A. Whitworth	RDT 96	M. Myers
C 53	E. Ghiaciu	RDE 90	J. Smith
RG 63	B. Williams	SLB 93	R. Jeanty
ROT 79	S. Andrews	MLB 59	L. Johnson
TE 86	D. Coats	WLB 57	Dh. Jones
TE 80	N. Lawrie	LCB 29	L. Hall
WR 84	T. Houshmandzadeh	RCB 22	J. Joseph
QB 9	C. Palmer	SS 28	D. Jackson
HB 32	R. Johnson	FS 40	M. Williams

OFFENSE		DEFENSE	
WR 89	M. Clayton	LDT 93	D. Edwards
LT 75	J. Ogden	NT 97	K. Gregg
LG 60	J. Brown	RDT 92	H. Ngata
C 62	M. Flynn	LOLB 95	J. Johnson
RG 66	B. Grubbs	LILB 52	R. Lewis
RT 78	A. Terry	RILB 57	B. Scott
TE 86	T. Heap	ROLB 55	T. Suggs
QB 9	S. McNair	LCB 35	C. Ivy
RB 23	W. McGahee	RCB 29	D. Martin
FB 37	L. McClain	SS 26	D. Landry
WR 85	D. Mason	FS 20	E. Reed

**OFFICIALS- Referee:** Jerome Boger (23), **Umpire:** Garth DeFelixe (53), **Head Linesman:** Jerry Bergman (91), **Line Judge:** Jeff Bergman (32), **Side Judge:** Joe Larrew (73), **Field Judge:** Scott Steenson (88),

	1	2	3	4	OT	TOTAL	FIELD GOALS - made ( ) & missed
CINCINNATI	0	6	3	12	-	21	S. Graham (34, 19, 22, 35, 35, 21, 33)
BALTIMORE	0	0	0	7	-	7	M. Stover None

TEAM	QTR	TIME	PLAY DESCRIPTION (extra point)	DRIVE	SCORE
Bengals	2	12:08	S. Graham 34 yd. Field Goal	10-52, 4:01	3-0
Bengals	2	2:32	S. Graham 19 yd. Field Goal	10-89, 4:50	6-0
Bengals	3	6:33	S. Graham 22 yd. Field Goal	11-50, 4:49	9-0
Bengals	4	14:36	S. Graham 35 yd. Field Goal	11-46, 5:05	12-0
Bengals	4	11:48	S. Graham 35 yd. Field Goal	7-15, 2:34	15-0
Bengals	4	9:50	S. Graham 21 yd. Field Goal	4-8, 1:58	18-0
Bengals	4	7:33	S. Graham 33 yd. Field Goal	4-6, 2:06	21-0
Ravens	4	1:56	W. McGahee 1 yd. run (M. Stover kick)	3-52, 1:03	21-7

**TEAM STATISTICS**

First Downs (total-rush-pass-penalty)  
Total Yards - Plays - Average  
Net Yards Rushing - Rushes - Average  
Net Yards Passing - Times Thrown - Yds Lost - Gross Pass.  
Passes Attempted - Completed - Intercepted  
Punts / Number - Average  
Penalties / Number - Yards  
Fumbles / Number - Lost

**BENGALS**

17-3-12-2  
326-71-4.6  
70-34-2.1  
256-3-15-271  
34-23.0  
2-47.0  
7-45  
2-0

**RAVENS**

16-5-10-1  
272-54-5.0  
66-18-3.7  
206-2-11-217  
34-23.2  
3-36.7  
6-30  
4-4

**INDIVIDUAL STATISTICS**

<b>Rushing</b>	Cincinnati:	R. Johnson 22-46-0-15LG; K. Watson 9-24-0-5LG; J. Johnson 1-2-0-2LG C. Palmer 2-(-2)-0-(-1)LG
	Baltimore:	W. McGahee 17-60-1-13LG; S. McNair 1-6-0-6LG
<b>Receiving</b>	Cincinnati:	T. Houshmandzadeh 6-45-0-14LG; C. Henry 4-99-0-50LG C. Johnson 4-73-0-23LG; K. Watson 3-25-0-11LG; A. Chatman 2-8-0-5LG J. Johnson 1-14-0-14LG; D. Coats 1-6-0-6LG; R. Johnson 1-2-0-2LG G. Holt 1-(-1)-0-(-1)LG
	Baltimore:	M. Clayton 8-107-0-47LG; T. Heap 4-38-0-15LG; D. Mason 4-29-0-11LG W. McGahee 2-10-0-6LG; D. Darling 1-16-0-16LG Q. Sypniewski 1-7-0-7LG; D. Williams 1-5-0-5LG; L. McClain 1-4-0-4LG M. Smith 1-1-0-1LG
<b>Passing</b>	Cincinnati:	C. Palmer 34-23-271-0-0-50LG
	Baltimore:	S. McNair 26-17-128-1-0-17LG; K. Boller 8-6-89-1-0-47LG
<b>Interceptions</b>	Cincinnati:	L. Hall 1-0; C. Ndukwe 1-0
	Baltimore:	None
<b>Sacks</b>	Cincinnati:	Team 1-11; J. Smith 1-0
	Baltimore:	R. Lewis 1-7; T. Pryce 1-6; Team 1-2



# Browns 33, Ravens 30 (OT) Cleveland (6-4)

No one could have written a more bizarre ending to Baltimore's 33-30 OT loss to the Browns. K Matt Stover capped a gritty comeback by hitting a 47-yard FG with 26 seconds left in the game. The Ravens thought they won, 30-27, when K Phil Dawson's 51-yard kick as time expired was ruled "no good." The ball bounced off the curved support post and fell forward into the end zone, prompting officials to convene for nearly 5 minutes before they reversed the call. Many Ravens had to be brought back out of the locker room. Cleveland won the coin toss in OT and needed just 1 possession before Dawson's 33-yard game-winner. Baltimore overcame 3 turnovers in the opening quarter to head into halftime trailing 13-7. The Browns got 2 1st-half Dawson FGs and a 1-yard TD run from RB Jamal Lewis, while LB Ray Lewis took an INT 35 yards for the Ravens' 1st score. QB Kyle Boller, starting for an injured QB Steve McNair (shoulder), began the 2nd half by going 3-of-3 for 44 yards, and RB Willis McGahee capped the 8-play drive with a 2-yard TD. Cleveland QB Derek Anderson answered with a 1-yard TD sneak and a Boller INT was returned 100 yards by Browns FS Brodney Pool for a TD. Boller shook off the pick to lead 2 4th-quarter FG drives and tied the game at 27 by finding WR Devard Darling for a 27-yard TD. Baltimore's defense held the Browns to a 3-and-out, getting the ball back for a 49-yard drive to set up Stover's last FG. Boller became the Ravens' all-time passing yards leader in the game.

OFFENSE		DEFENSE	
WR 84	J. Jurevicius	LE 99	O. Roye
LT 73	J. Thomas	NT 78	E. Kelly
LG 65	E. Steinbach	RE 98	Roba. Smith
C 66	H. Fraley	LOLB 55	W. McGinest
RG 72	R. Tucker	MLB 94	L. Williams
RT 77	K. Shaffer	WLB 54	A. Davis
TE 82	S. Heiden	ROLB 95	K. Wimbley
WR 17	B. Edwards	LCB 24	E. Wright
QB 3	D. Anderson	RCB 28	L. Bodden
FB 47	L. Vickers	SS 26	S. Jones
RB 31	J. Lewis	FS 21	B. Pool

OFFENSE		DEFENSE	
WR 89	M. Clayton	LDT 93	D. Edwards
LT 75	J. Ogden	NT 97	K. Gregg
LG 60	J. Brown	RDT 92	H. Ngata
C 62	M. Flynn	LOLB 95	J. Johnson
RG 66	B. Grubbs	LILB 52	R. Lewis
RT 78	A. Terry	RILB 57	B. Scott
TE 88	Q. Sypniewski	ROLB 55	T. Suggs
QB 7	K. Boller	LCB 21	C. McAlister
RB 23	W. McGahee	RCB 35	C. Ivy
FB 37	L. M'Clain	SS 26	D. Landry
WR 85	D. Mason	FS 20	E. Reed

**OFFICIALS**— Referee: Peter Morelli, (135) Umpire: Darrell Jenkins (76), Head Linesman: George Hayward (54), Line Judge: Charles Stewart (62), Side Judge: Jeff Lamberth (103), Field Judge: Jim

	1	2	3	4	OT	TOTAL	FIELD GOALS - made ( ) & missed
CLEVELAND	3	10	14	3	3	33	P. Dawson 35WR, (28, 39, 51, 33)
BALTIMORE	0	7	7	16	0	30	M. Stover (34, 41, 47)

TEAM	QTR	TIME	PLAY DESCRIPTION (extra point)	DRIVE	SCORE
Browns	1	2:34	P. Dawson 28 yd. Field Goal	6-13, 2:13	3-0
Browns	2	12:23	J. Lewis 1 yd. run (P. Dawson kick)	6-80, 2:56	10-0
Ravens	2	8:47	R. Lewis 35 yd. interception return (M. Stover kick)		10-7
Browns	2	1:41	P. Dawson 39 yd. Field Goal	13-42, 7:06	13-7
Ravens	3	10:42	W. McGahee 2 yd. run (M. Stover kick)	8-75, 4:18	13-14
Browns	3	6:01	D. Anderson 1 yd. run (P. Dawson kick)	3-11, 0:59	20-14
Browns	3	3:42	B. Pool 100 yd. interception return (P. Dawson kick)		27-14
Ravens	4	12:13	M. Stover 34 yd. Field Goal	14-62, 6:29	27-17
Ravens	4	7:20	M. Stover 41 yd. Field Goal	9-43, 2:28	27-20
Ravens	4	3:31	D. Darling 27 yd. pass from K. Boller (M. Stover kick)	4-83, 1:41	27-27
Ravens	4	0:26	M. Stover 47 yd. Field Goal	10-49, 1:23	27-30
Browns	4	0:00	P. Dawson 51 yd. Field Goal	3-24, 0:26	30-30
Browns	5	9:10	P. Dawson 33 yd. Field Goal	9-43, 5:50	33-30

### TEAM STATISTICS

First Downs (total-rush-pass-play)  
Total Yards - Plays - Average  
Net Yards Rushing - Rushes - Average  
Net Yards Passing - Times Thrown - Yds Lost - Gross Pass.  
Passes Attempted - Completed - Intercepted  
Punts / Number - Average  
Penalties / Number - Yards  
Fumbles / Number - Lost

### BROWNS

22-10-11-1  
380-74-5.1  
117-34-3.4  
263-2-11-274  
38-24-1  
5-43.2  
12-104  
1-1

### RAVENS

23-5-16-2  
368-72-5.1  
128-25-5.1  
240-6-39-279  
41-22-2  
4-48.5  
2-15  
2-2

### INDIVIDUAL STATISTICS

	Cleveland:	Baltimore:
<b>Rushing</b>	J. Lewis 22-92-1-21LG; J. Wright 4-19-0-7LG; L. Vickers 3-4-0-2LG J. Cribbs 1-3-0-3LG; D. Anderson 3-2-1-2LG; D. Zastudil 1-(-3)-0-(-3) W. McGahee 21-102-1-24LG; K. Boller 2-19-0-15LG; M. Smith 1-7-0-7LG L. M'Clain 1-0-0-0LG	
<b>Receiving</b>	B. Edwards 8-85-0-22LG; K. Winslow 5-64-0-18LG J. Jurevicius 4-82-0-50LG; J. Lewis 4-30-0-25LG; T. Carter 1-10-0-10LG S. Heiden 1-2-0-2LG; J. Wright 1-1-0-1LG	D. Mason 6-83-0-21LG; Q. Sypniewski 6-53-0-13LG; D. Darling 4-107-1-42LG; W. McGahee 2-24-0-13LG; M. Clayton 2-9-0-6LG; M. Smith 2-3-0-3LG
<b>Passing</b>	D. Anderson 38-24-274-1-0-50LG K. Boller 41-22-279-2-1-42LG	
<b>Interceptions</b>	B. Pool 1-100; S. Jones 1-0 R. Lewis 1-35	
<b>Sacks</b>	Cleveland: Roba. Smith 2-22; M. Adams 1-7; Team 1-8; O. Roye 0.5-1; L. Williams 0.5-1	



# Chargers 32, Ravens 14

Baltimore (4-7)  
San Diego (6-5)

Playing without several injured starters, a battered Ravens squad fell 32-14 in San Diego. Baltimore missed a quartet of Pro Bowlers: DT Trevor Pryce (IR), CB Chris McAlister (knee), TE Todd Heap (thigh) and QB Steve McNair (shoulder). In addition, G/T Marshal Yanda started at RT for Adam Terry (ankle). The Ravens jumped out to a 7-3 lead in the 2nd quarter on RB Willis McGahee's 1-yard TD run, but San Diego responded with 26 unanswered points fueled by QB Philip Rivers, who passed for 249 yards and 3 TDs. In the 1st half, the Ravens gave up 2 fumbles that led to K Nate Kaeding FGs, while TE Antonio Gates broke away for 35- and 25-yard TD catches. Gates finished with 6 catches for 105 yards. Baltimore set up its initial scoring drive with a 57-yard KOR from rookie RS Yamon Figs and a 23-yard completion from QB Kyle Boller to WR Derrick Mason. Boller fumbled on his own 30-yard line when hit by LB Shawne Merriman. Kaeding connected from 41 yards, and then Rivers hit WR Chris Chambers with a 5-yard TD pass. When RB Mike Anderson fumbled the following KOR, Kaeding booted another FG at the end of the half. The Ravens held RB LaDainian Tomlinson in check, with 36 of his 77 rushing yards coming on 1 3rd-quarter run. His run set up Rivers final TD pass, but Boller mounted an 11-play, 69-yard drive that culminated in a 13-yard throw to FB Le'Ron McClain for the rookie's 1st-career TD.

OFFENSE		DEFENSE	
WR 89 M. Clayton	LDI 93 D. Edwards	LT 75 J. Ogden	NT 97 K. Gregg
LG 60 J. Brown	RDT 92 H. Ngata	C 62 M. Flynn	LOLB 95 J. Johnson
RG 66 B. Grubbs	LILB 52 R. Lewis	RT 73 M. Yanda	RILB 57 B. Scott
TE 88 Q. Sypniewski	ROLB 55 T. Suggs	QB 7 K. Boller	LCB 35 C. Ivy
RB 23 W. McGahee	RCB 22 S. Rolle	TE 80 L. Vickers	SS 26 D. Landry
WR 85 D. Mason	FS 20 E. Reed		

OFFENSE		DEFENSE	
WR 89 C. Chambers	DE 99 I. Olshansky	LT 73 M. McNeill	DT 76 J. Williams
LG 68 K. Dielman	DE 74 J. Cesaire	C 61 N. Hardwick	OLB 95 S. Phillips
RG 79 M. Goff	ILB 54 S. Cooper	RT 70 S. Olivea	ILB 57 M. Wilhelm
TE 85 A. Gates	OLB 56 S. Merriman	WR 83 V. Jackson	LCB 23 Q. Jammer
QB 17 P. Rivers	RCB 31 A. Cromartie	FB 41 L. Neal	SS 42 C. Hart
RB 21 L. Tomlinson	FS 20 M. McCree		

OFFICIALS- Referee: Tony Corrente (99), Umpire: Steve Wilson (29), Head Linesman: John McGrath (120), Line Judge: Ron Blum (7), Side Judge: Dyrrol Prioleau (109), Field Judge: Craig Wrolstad (4), Back

	1	2	3	4	OT	TOTAL	FIELD GOALS - made ( ) & missed
BALTIMORE	0	7	7	0	-	14	M. Stover None
SAN DIEGO	0	22	7	3	-	32	N. Kaeding (27, 46, 41, 41)

TEAM	QTR	TIME	PLAY DESCRIPTION (extra point)	DRIVE	SCORE
Chargers	2	13:11	N. Kaeding 27 yd. Field Goal	10-47, 4:31	0-3
Ravens	2	9:59	W. McGahee 1 yd. run (M. Stover kick)	6-37, 3:12	7-3
Chargers	2	7:16	A. Gates 35 yd. pass from P. Rivers (kick aborted)	7-60, 2:43	7-9
Chargers	2	5:09	N. Kaeding 46 yd. Field Goal	4-2, 0:43	7-12
Chargers	2	0:25	C. Chambers 5 yd. pass from P. Rivers (N. Kaeding kick)	9-49, 3:22	7-19
Chargers	2	0:03	N. Kaeding 41 yd. Field Goal	3-11, 0:22	7-22
Chargers	3	11:30	A. Gates 25 yd. pass from P. Rivers (N. Kaeding kick)	6-72, 3:30	7-29
Ravens	3	5:39	L. McClain 13 yd. pass from K. Boller (M. Stover kick)	11-69, 5:51	14-29
Chargers	4	8:41	N. Kaeding 41 yd. Field Goal	11-65, 6:11	14-32

### TEAM STATISTICS

	RAVENS	CHARGERS
First Downs (total-rush-pass-penalty)	19-4-12-3	18-3-13-2
Total Yards - Plays - Average	210-57-3.7	332-65-5.1
Net Yards Rushing - Rushes - Average	56-20-2.8	83-30-2.8
Net Yards Passing - Times Thrown - Yds Lost - Gross Pass.	154-4-37-191	249-0-0-249
Passes Attempted - Completed - Intercepted	33-21-0	35-25-0
Punts / Number - Average	6-37.0	4-48.0
Penalties / Number - Yards	3-30	6-60
Fumbles / Number - Lost	3-2	0-0

### INDIVIDUAL STATISTICS

<b>Rushing</b>	Baltimore:	W. McGahee 17-59-1-13LG; M. Smith 3-(-3)-0-2LG
	San Diego:	L. Tomlinson 24-77-0-36LG; P. Rivers 2-3-0-2LG; M. Turner 2-2-0-1LG D. Sproles 2-1-0-1LG
<b>Receiving</b>	Baltimore:	D. Mason 7-99-0-23LG; M. Smith 4-28-0-11LG; D. Darling 2-24-0-13LG M. Clayton 2-15-0-8LG; W. McGahee 2-2-0-1LG; L. McClain 1-13-0-13LG M. Anderson 1-9-0-9LG; Q. Sypniewski 1-2-0-2LG
	San Diego:	L. Vickers 1-(-1)-0-(-1)LG A. Gates 6-105-2-35LG; L. Tomlinson 6-45-0-15LG V. Jackson 5-65-0-31LG; C. Chambers 5-22-1-7LG; L. Naanee 1-8-0-8LG C. Davis 1-4-0-4LG; B. Manumaleuna 1-0-0-0LG
<b>Passing</b>	Baltimore:	K. Boller 33-21-191-0-1-23LG
	San Diego:	P. Rivers 35-25-249-0-3-35LG
<b>Interceptions</b>	Baltimore:	None
	San Diego:	None
<b>Sacks</b>	Baltimore:	None
	San Diego:	S. Merriman 1-14; J. Cesaire 1-8; I. Olshansky 1-5; R. Bingham 0.5-5 S. Phillips 0.5-5



# Patriots 27, Ravens 24

New England (12-0)  
Baltimore (4-8)

The Ravens did a lot of things right in trying to beat the undefeated New England Patriots, but ended on the wrong side of a 27-24 score. A last-minute TD pass from QB Tom Brady to WR Jabar Gaffney beat the home team. After Gaffney secured the 8-yard reception with 44 seconds remaining, the Ravens weren't finished. QB Kyle Boller's 52-yard heave was caught by WR Mark Clayton at New England's 3 as time expired. Baltimore controlled the ball behind RB Willis McGahee's 138 yards, and sacked Brady 3 times, holding him to a 76.3 QB rating (season low). The Ravens lost their 6th straight, but held a 376-326 net yards advantage while limiting the Patriots to a season-low 3rd-down efficiency (2-of-12, 17%). Baltimore's defense kept the Patriots out of the end zone, forcing a FG on the game's opening drive. Boller's 53-yard pass to WR Devard Darling set up a 4-yard TD toss to WR Derrick Mason for a 7-3 lead. K Matt Stover added a FG, but the Patriots knotted the score at 10 before the half. McGahee carried the ball 6 times on an 8-play drive out of the break, capped with a gritty 17-yard TD run, his 7th-straight game with a rushing TD. The teams then traded TDs, including a 1-yard Boller dart to TE Daniel Wilcox, while a FG from K Stephen Gostkowski closed the margin to 4 points in the 4th quarter. The Patriots converted 2 4th downs on the final series, and a debated defensive holding call on DB Jamaine Winborne led to Brady's game-winning TD pass, which was reviewed by

OFFENSE		DEFENSE	
WR 83	W. Welker	LE 94	T. Warren
LT 72	M. Light	DT 75	V. Wilfork
LG 70	L. Mankins	DT 93	R. Seymour
C 67	D. Koppen	RE 97	J. Green
RG 61	S. Neal	OLB 50	M. Vrabel
RT 77	N. Kaczur	ILB 54	T. Bruschi
TE 88	K. Brady	OLB 96	A. Thomas
TE 84	B. Watson	LCB 22	A. Samuel
WR 81	R. Moss	RCB 27	E. Hobbs
QB 12	T. Brady	SS 37	R. Harrison
RB 39	L. Maroney	FS 36	J. Sanders

OFFENSE		DEFENSE	
WR 89	M. Clayton	LDT 93	D. Edwards
LT 75	J. Ogden	NT 97	K. Gregg
LG 60	J. Brown	RDT 92	H. Ngata
C 62	M. Flynn	LOLB 95	J. Johnson
RG 66	B. Grubbs	LILB 52	R. Lewis
RT 73	M. Yanda	RILB 57	B. Scott
TE 88	Q. Sypniewski	ROLB 55	T. Suggs
QB 7	K. Boller	LCB 21	C. McAllister
WR 23	W. McGahee	RCB 22	S. Rolle
FB 37	L. M'Clain	SS 26	D. Landry
WR 85	D. Mason	FS 20	E. Reed

**OFFICIALS:** Referee: Walt Anderson (66) Umpire: Butch Hannah (40), Head Linesman: Phil McKinley (110), Line Judge: Byron Boston (18), Side Judge: Rick Patterson (15), Field Judge: Terry Brown (43).

	1	2	3	4	OT	TOTAL	FIELD GOALS - made ( ) & missed
NEW ENGLAND	3	7	7	10	-	27	S. Gostkowski (21, 38)
BALTIMORE	7	3	7	7	-	24	M. Stover (29)

TEAM	QTR	TIME	PLAY DESCRIPTION (extra point)	DRIVE	SCORE
Patriots	1	10:25	S. Gostkowski 21 yd. Field Goal	9-77, 4:35	3-0
Ravens	1	1:18	D. Mason 4 yd. pass from K. Boller (M. Stover kick)	9-70, 4:48	3-7
Ravens	2	8:45	M. Stover 29 yd. Field Goal	12-55, 5:57	3-10
Patriots	2	5:22	H. Evans 1 yd. run (S. Gostkowski kick)	9-60, 3:23	10-10
Ravens	3	10:05	W. McGahee 17 yd. run (M. Stover kick)	8-73, 4:55	10-17
Patriots	3	4:26	R. Moss 3 yd. pass from T. Brady (S. Gostkowski kick)	11-72, 5:39	17-17
Ravens	4	14:25	D. Wilcox 1 yd. pass from K. Boller (M. Stover kick)	8-56, 5:01	17-24
Patriots	4	8:41	S. Gostkowski 38 yd. Field Goal	5-37, 1:41	20-24
Patriots	4	0:44	J. Gaffney 8 yd. pass from T. Brady (S. Gostkowski kick)	13-73, 2:46	27-24

### TEAM STATISTICS

First Downs (total-rush-pass-penalty)  
Total Yards - Plays - Average  
Net Yards Rushing - Rushes - Average  
Net Yards Passing - Times Thrown - Yds Lost - Gross Pass.  
Passes Attempted - Completed - Intercepted  
Punts / Number - Average  
Penalties / Number - Yards  
Fumbles / Number - Lost

### PATRIOTS

21-7-9-5  
326-65-5.0  
90-24-3.8  
236-3-21-257  
38-18-1  
5-37.4  
4-30  
0-0

### RAVENS

20-10-10-0  
376-60-6.3  
166-37-4.5  
210-0-0-210  
23-15-1  
5-38.2  
13-100  
1-1

### INDIVIDUAL STATISTICS

	New England:	Baltimore:
<b>Rushing</b>	L. Maroney 13-44-0-6LG; K. Faulk 7-33-0-7LG; T. Brady 2-14-0-12LG H. Evans 2-(-1)-1-LG	W. McGahee 30-138-1-18LG; M. Smith 6-24-0-9LG; K. Boller 1-4-0-4LG
<b>Receiving</b>	R. Moss 4-34-1-19LG; D. Stallworth 3-68-0-42LG; W. Welker 3-18-0-7LG L. Maroney 2-79-0-43LG; B. Watson 2-26-0-23LG; K. Faulk 2-18-0-9LG J. Gaffney 1-8-1-8LG; K. Brady 1-6-0-6LG	D. Mason 6-67-1-21LG; W. McGahee 4-21-0-11LG; D. Wilcox 2-4-1-3LG D. Darling 1-53-0-53LG; M. Clayton 1-52-0-52LG; M. Smith 1-13-0-13LG
<b>Passing</b>	T. Brady 38-18-257-1-2-43LG	K. Boller 23-15-210-1-2-53LG
<b>Interceptions</b>	J. Sanders 1-42 E. Reed 1-32	
<b>Sacks</b>	None	A. Barnes 1-9; C. Ivy 1-6; H. Ngata 1-6





# Colts 44, Ravens 20

Indianapolis (11-2)

Baltimore (4-9)

QB Peyton Manning threw 4 TD passes, and the Indianapolis Colts built a 30-point lead by the 2nd quarter while picking on a makeshift Baltimore secondary. The Ravens, without starting CBs Chris McAlister (knee) and Samari Rolle (shoulder), had 5 turnovers, including 4 from QB Kyle Boller. Manning found WR Reggie Wayne for a 34-yard TD after marching 65 yards in 9 plays to open the game. RB Willis McGahee fumbled on his 2nd carry, which CB Marlin Jackson returned 21 yards to set up RB Joseph Addai's 1-yard TD run. Boller gave up the 1st of his 3 INTs on the next possession, leading to Manning's 19-yard lob to Addai for a score. When Baltimore was then forced into a 3-and-out, Colts DB Michael Coe deflected a Sam Koch punt for a safety. Addai added another 11-yard scoring run before rookie WR Yamon Figurs took a KO 94 yards to paydirt in the 2nd quarter. Manning answered with a 57-yard bomb to WR Anthony Gonzalez that made the score 37-7. Boller fumbled the 3rd snap after the half, which Manning then turned into a 40-yard TD toss to Gonzalez. After completing 13 of 17 for 249 yards and 4 scores, Manning was pulled from action. Boller capped a 13-play, 63-yard scoring drive with a 4-yard dart to WR Devard Darling before taking a seat in the 4th quarter. In his pro debut, QB Troy Smith added a 6-yard TD run. During the contest, WR Derrick Mason's 3 catches (30 yards) made him the Ravens' all-time single-season receptions leader.

OFFENSE		DEFENSE	
WR 87	R. Wayne	LE 91	J. Thomas
LT 67	T. Ugho	LT 96	K. Dawson
LG 65	R. Liliya	RT 99	E. Johnson
C 63	J. Saturday	RE 98	R. Mathis
RG 73	J. Scott	SLB 56	T. Hagler
RT 74	C. Johnson	MLB 58	G. Brackett
TE 44	D. Clark	WLB 54	F. Keiaho
WR 11	A. Gonzalez	LCB 26	K. Hayden
QB 18	P. Manning	RCB 28	M. Jackson
RB 29	J. Addai	SS 21	B. Sanders
HB 86	B. Utecht	FS 41	A. Bethea

OFFENSE		DEFENSE	
WR 89	M. Clayton	LDT 93	D. Edwards
LT 75	J. Ogden	NT 97	K. Gregg
LG 60	J. Brown	RDT 92	H. Ngata
C 62	M. Flynn	LOLB 95	J. Johnson
RG 66	B. Grubbs	LILB 52	R. Lewis
RT 73	M. Yanda	RILB 57	B. Scott
TE 83	D. Wilcox	ROLB 55	T. Suggs
TE 88	Q. Sypniewski	LCB 35	C. Ivy
QB 7	K. Boller	RCB 29	D. Martin
RB 23	W. McGahee	SS 26	D. Landry
WR 85	D. Mason	FS 20	E. Reed

**OFFICIALS--** Referee: Walt Coleman (65) **Umpire:** Jeff Rice (44), **Head Linesman:** Wayne Mackie (106), **Line Judge:** Ron Phares (10), **Side Judge:** David Wyant (16), **Field Judge:** Steve Zimmer (33), **Back**

	1	2	3	4	OT	TOTAL	FIELD GOALS - made ( ) & missed	
INDIANAPOLIS	23	14	7	0	-	44	A. Vinatieri	None
BALTIMORE	0	7	0	13	-	20	M. Stover	None

TEAM	QTR	TIME	PLAY DESCRIPTION (extra point)		DRIVE	SCORE
Colts	1	11:19	R. Wayne 34 yd. pass from P. Manning (A. Vinatieri kick)		9-65, 3:41	7-0
Colts	1	9:09	J. Addai 1 yd. run (A. Vinatieri kick)		2-12, 0:35	14-0
Colts	1	4:05	J. Addai 19 yd. pass from P. Manning (A. Vinatieri kick)		1-19, 0:06	21-0
Colts	1	1:57	Punt blocked by M. Coe out of bounds in end zone for a Safety			23-0
Colts	2	11:57	J. Addai 11 yd. run (A. Vinatieri kick)		8-65, 5:00	30-0
Ravens	2	11:44	Y. Figurs 94 yd. kickoff return (M. Stover kick)		0-0, 0:13	30-7
Colts	2	6:20	A. Gonzalez 57 yd. pass from P. Manning (A. Vinatieri kick)		5-68, 2:16	37-7
Colts	3	12:37	A. Gonzalez 40 yd. pass from P. Manning (A. Vinatieri kick)		2-42, 0:52	44-7
Ravens	4	14:10	D. Darling 4 yd. pass from K. Boller (pass failed)		13-63, 7:20	44-13
Ravens	4	0:59	T. Smith 6 yd. run (M. Stover kick)		7-41, 1:22	44-20

### TEAM STATISTICS

	COLTS	RAVENS
First Downs (total-rush-pass-play)	16-3-13-0	19-7-9-3
Total Yards - Plays - Average	334-49-6.8	243-66-3.7
Net Yards Rushing - Rushes - Average	59-27-2.2	98-32-3.1
Net Yards Passing - Times Thrown - Yds Lost - Gross Pass.	275-0-0-275	145-4-20-165
Passes Attempted - Completed - Intercepted	22-16-0	30-22-3
Punts / Number - Average	5-33.6	2-17.5
Penalties / Number - Yards	7-82	2-15
Fumbles / Number - Lost	0-0	2-2

### INDIVIDUAL STATISTICS

	Indianapolis:	Baltimore:
<b>Rushing</b>	J. Addai 13-32-2-11LG; K. Keith 5-16-0-12LG; C. Dawson 7-13-0-5LG J. Sorgi 2-(-2)-0-(-1)LG	W. McGahee 17-45-0-15LG; K. Boller 8-33-0-8LG; M. Smith 4-7-0-3LG M. Anderson 2-7-0-5LG; T. Smith 1-6-1-6LG
<b>Receiving</b>	A. Gonzalez 6-134-2-57LG; J. Addai 3-49-1-19LG; R. Wayne 2-42-1-34LG B. Utecht 2-19-0-11LG; D. Clark 1-15-0-15LG D. Aromashodu 1-10-0-10LG; C. Dawson 1-6-0-6LG	M. Clayton 7-90-0-29LG; W. McGahee 5-7-0-7LG; D. Mason 3-30-0-18LG D. Wilcox 2-8-0-7LG; M. Willis 1-11-0-11LG; L. McClain 1-9-0-9LG M. Anderson 1-5-0-5LG; D. Darling 1-4-1-4LG; M. Smith 1-1-0-1LG
<b>Passing</b>	P. Manning 17-13-249-0-4-57LG; J. Sorgi 5-3-26-0-0-10LG	K. Boller 25-19-132-3-1-29LG; T. Smith 5-3-33-0-0-17LG
<b>Interceptions</b>	Indianapolis: G. Brackett 2-74; K. Hayden 1-20 Baltimore: None	
<b>Sacks</b>	Indianapolis: Q. Pitcock 2-11; D. Klecko 1-9; J. Charleston 1-0 Baltimore: None	



# Dolphins 22, Ravens 16 (OT)

Baltimore (4-10)

Using nearly every player on their injury-depleted roster, the Ravens fell to Miami in a heartbreaking OT loss. Stalwart K Matt Stover missed a game-winning 44-yard FG in the extra period, giving Miami WR Greg Camarillo the opportunity to turn a short reception into a 64-yard TD 3 plays later. The Ravens took a 13-3 2nd quarter lead on 2 Stover FGs and QB Kyle Boller's 17-yard TD to WR Derrick Mason. The Dolphins, who won their 1st game of the season, then gained momentum when DE Jason Taylor blocked a 50-yard FG attempt with :01 left in the half. Miami posted 13 straight points after the break, taking the lead with 1:56 remaining on K Jay Feely's 29-yard FG. When the ensuing KO went out of bounds, rookie QB Troy Smith, subbing for Boller (concussion), engineered an 11-play, 59-yard drive highlighted by 13- and 15-yard connections to WR Mark Clayton, and an 8-yard pass to TE Quinn Sypniewski. Faced with 3rd-and-10 from Miami's 10-yard line, Smith found WR Devard Darling at the 1, and Stover's 18-yard boot with 0:12 remaining sent the game to OT. Baltimore won the coin toss and relied on the ground attack to move the chains, rushing on 8 of 9 plays before Stover's attempt sailed wide left. RB Willis McGahee finished with 104 yards on 29 carries, topping the century mark for the 5th time as a Raven. Baltimore played without starting CBs, Chris McAlister (IR, knee) and Samari Rolle (shoulder), and LB Ray Lewis was lost in the 3rd quarter with a dislocated finger.

OFFENSE		DEFENSE	
WR 89	M. Clayton	LDT 93	D. Edwards
LT 75	J. Ogeden	NT 97	K. Gregg
LG 60	J. Brown	RDT 92	H. Ngata
C 62	M. Flynn	LOLB 95	J. Johnson
RG 66	B. Grubbs	LILB 52	R. Lewis
RT 73	M. Yanda	RILB 57	B. Scott
TE 83	D. Wilcox	ROLB 55	T. Suggs
WR 85	D. Mason	LCB 35	C. Ivy
QB 7	K. Boller	RCB 44	W. Gaston
RB 23	W. McGahee	SS 26	D. Landry
TE 88	Q. Sypniewski	FS 20	E. Reed

OFFENSE		DEFENSE	
WR 86	M. Booker	DE 99	J. Taylor
WR 19	T. Ginn	DE 90	R. Wright
LT 72	V. Carey	NT 94	K. Traylor
LG 71	C. Lekkerkerker	DT 91	V. Holliday
C 64	S. Satele	LB 59	D. Spragan
RG 66	R. Hadnot	LB 56	D. Pope
RT 70	L. Shelton	LB 55	J. Porter
TE 88	D. Martin	CB 25	W. Allen
TE 87	J. Peelle	CB 22	M. Lehan
RB 27	S. Gado	S 31	L. Shalters
QB 17	C. Lemon	S 32	J. Allen

**OFFICIALS:** Referee: John Parry (132), Umpire: Tony Michalek (115), Head Linesman: Derick Bowers (74), Line Judge: John Hussey (35), Side Judge: Laird Hayes (125), Field Judge: Gary Cavaletto (60), Back

	1	2	3	4	OT	TOTAL	FIELD GOALS - made ( ) & missed
BALTIMORE	3	10	0	3	0	16	M. Stover (27, 39) 50B (18) 44WL
MIAMI	0	3	7	6	6	22	J. Feely (23, 22, 29)

TEAM	QTR	TIME	PLAY DESCRIPTION (extra point)	DRIVE	SCORE
Ravens	1	9:28	M. Stover 27 yd. Field Goal	10-51, 5:32	3-0
Ravens	2	10:02	M. Stover 39 yd. Field Goal	11-42, 4:42	6-0
Dolphins	2	3:17	J. Feely 23 yd. Field Goal	13-70, 6:45	6-3
Ravens	2	0:47	D. Mason 17 yd. pass from K. Boller (M. Stover kick)	8-73, 2:30	13-3
Dolphins	3	6:51	S. Gado 7 yd. run (J. Feely kick)	10-50, 4:24	13-10
Dolphins	4	12:06	J. Feely 22 yd. Field Goal	15-82, 7:38	13-13
Dolphins	4	1:56	J. Feely 29 yd. Field Goal	11-43, 4:02	13-16
Ravens	4	0:08	M. Stover 18 yd. Field Goal	11-59, 1:48	16-16
Dolphins	5	8:14	G. Camarillo 64 yd. pass from C. Lemon	3-66, 1:41	16-22

### TEAM STATISTICS

	RAVENS	DOLPHINS
First Downs (total-rush-pass-penalty)	21-9-11-1	21-5-15-1
Total Yards - Plays - Average	345-70-4.9	360-73-4.9
Net Yards Rushing - Rushes - Average	163-36-4.5	72-29-2.5
Net Yards Passing - Times Thrown - Yds Lost - Gross Pass.	182-4-26-208	288-5-27-315
Passes Attempted - Completed - Intercepted	30-15-1	39-23-0
Punts / Number - Average	4-50.0	5-40.2
Penalties / Number - Yards	1-5	4-25
Fumbles / Number - Lost	0-0	1-0

### INDIVIDUAL STATISTICS

Category	Player	Statistics
Rushing	Baltimore:	W. McGahee 29-104-0-19LG; M. Smith 5-39-0-16LG
		K. Boller 1-11-0-11LG; M. Anderson 1-9-0-9LG
	Miami:	S. Gado 18-43-1-7LG; L. Booker 8-17-0-7LG; C. Lemon 3-12-0-8LG
Receiving	Baltimore:	D. Darling 4-56-0-17LG; D. Mason 4-45-1-17LG; M. Clayton 2-28-0-15LG
		Y. Figurs 1-36-0-36LG; M. Smith 1-29-0-29LG; Q. Sypniewski 1-8-0-8LG
	Miami:	D. Wilcox 1-4-0-4LG; W. McGahee 1-2-0-2LG
Passing	Baltimore:	M. Booker 8-88-0-19LG; L. Booker 6-60-0-22LG
		G. Camarillo 3-109-1-64LG; D. Hagan 3-38-0-21LG; S. Gado 2-6-0-4LG
	T. Ginn 1-14-0-14LG	
Interceptions	Baltimore:	K. Boller 19-10-159-1-1-36LG; T. Smith 11-5-49-0-0-15LG
	Miami:	C. Lemon 39-23-315-0-1-64LG
Sacks	Baltimore:	None
	Miami:	M. Lehan 1-0
Sacks	Baltimore:	A. Barnes 1-11; K. Gregg 1-9; T. Suggs 1-7; E. Jones 1-0; R. Lewis 1-0
	Miami:	J. Taylor 2-15; J. Porter 1-6; R. Wright 1-5



# Seahawks 27, Ravens 6

Baltimore (4-11)  
Seattle (10-5)

The Ravens limped into Qwest Field on their 3rd West Coast trip of the season to fall 27-6 to the NFC West-champion Seattle Seahawks, extending a franchise-record 9-game losing streak. Baltimore started 4 rookies on offense - including QB Troy Smith - and missed the services of 6 injured Pro Bowlers in the defeat. Seattle QB Matt Hasselbeck threw 2 TD passes to offset 2 INTs as the Seahawks built a 27-0 lead before Smith found WR Derrick Mason with a 79-yard TD bomb in the 4th quarter. The play was not only Smith's 1st TD pass, it was also the longest catch of Mason's 11-year career. Hasselbeck faced an injury-depleted Ravens defense. Neither team could get anything started in the 1st quarter, as a series of punts was only interrupted by S Ed Reed's 7th INT on the season. Hasselbeck threw his 1st TD pass, 21 yards to WR Nate Burleson, at 11:34 in the 2nd when he got free behind rookie CB Willie Gaston. LB Leroy Hill then returned a RB Mike Anderson fumble 20 yards for a score, which was followed by RB Shaun Alexander's 14-yard TD reception. Anderson's turnover snuffed out a Baltimore possession that began with CB Derrick Martin's INT on the 2-yard line. RB Willis McGahee left the game after 5 carries with cracked ribs, leaving the offense on Smith's shoulders. It took 7 drives for Smith to march into Seattle territory, but that was derailed when DE Patrick Kerney sacked the QB, causing another fumble.

OFFENSE		DEFENSE	
WR 89 M. Clayton	LDT 93 D. Edwards	WR 89 M. Clayton	LDT 93 D. Edwards
LT 75 J. Ogden	NT 97 K. Gregg	LT 75 J. Ogden	NT 97 K. Gregg
LG 60 J. Brown	RDT 92 H. Ngata	LG 60 J. Brown	RDT 92 H. Ngata
C 62 M. Flynn	LOLB 95 J. Johnson	C 62 M. Flynn	LOLB 95 J. Johnson
RG 66 B. Grubbs	LILB 59 N. Greisen	RG 66 B. Grubbs	LILB 59 N. Greisen
RT 73 M. Yanda	RILB 57 B. Scott	RT 73 M. Yanda	RILB 57 B. Scott
TE 88 Q. Sypniewski	ROLB 55 T. Suggs	TE 88 Q. Sypniewski	ROLB 55 T. Suggs
WR 85 D. Mason	LCB 35 C. Ivy	WR 85 D. Mason	LCB 35 C. Ivy
QB 10 T. Smith	RCB 44 W. Gaston	QB 10 T. Smith	RCB 44 W. Gaston
FB 37 L. McClain	SS 26 D. Landry	FB 37 L. McClain	SS 26 D. Landry
RB 23 W. McGahee	FS 20 E. Reed	RB 23 W. McGahee	FS 20 E. Reed

OFFENSE		DEFENSE	
WR 81 N. Burleson	LDE 97 P. Kerney	WR 81 N. Burleson	LDE 97 P. Kerney
LT 71 W. Jones	LDT 92 B. Mebane	LT 71 W. Jones	LDT 92 B. Mebane
LG 67 R. Sims	RDT 93 C. Terrill	LG 67 R. Sims	RDT 93 C. Terrill
C 65 C. Spencer	RDE 55 D. Tapp	C 65 C. Spencer	RDE 55 D. Tapp
RG 62 C. Gray	OLB 56 L. Hill	RG 62 C. Gray	OLB 56 L. Hill
RT 75 S. Locklear	MLB 51 L. Tatuapu	RT 75 S. Locklear	MLB 51 L. Tatuapu
TE 88 M. Pollard	OLB 59 J. Peterson	TE 88 M. Pollard	OLB 59 J. Peterson
WR 83 D. Branch	LCB 23 M. Trufant	WR 83 D. Branch	LCB 23 M. Trufant
QB 8 M. Hasselbeck	RCB 21 K. Jennings	QB 8 M. Hasselbeck	RCB 21 K. Jennings
WR 84 B. Ingram	SS 24 D. Grant	WR 84 B. Ingram	SS 24 D. Grant
RB 20 M. Morris	FS 25 B. Russell	RB 20 M. Morris	FS 25 B. Russell

**OFFICIALS- Referee:** William F. Carollo (63), **Umpire:** Bill Schuster (129), **Head Linesman:** John Schleyer (21), **Line Judge:** Gary Arthur (108), **Side Judge:** James Coleman (95), **Field Judge:** Bill Lovett (98).

	1	2	3	4	OT	TOTAL	FIELD GOALS - made ( ) & missed
BALTIMORE	0	0	0	6	-	6	M. Stover None
SEATTLE	0	21	6	0	-	27	J. Brown (42, 39)

TEAM	QTR	TIME	PLAY DESCRIPTION (extra point)	DRIVE	SCORE
Seahawks	2	11:34	N. Burleson 21 yd. pass from M. Hasselbeck (J. Brown kick)	12-89, 6:12	0-7
Seahawks	2	5:57	L. Hill 20 yd. fumble return (J. Brown kick)		0-14
Seahawks	2	1:53	S. Alexander 14 yd. pass from M. Hasselbeck (J. Brown kick)	6-70, 2:22	0-21
Seahawks	3	5:40	J. Brown 42 yd. Field Goal	9-56, 4:54	0-24
Seahawks	3	3:07	J. Brown 39 yd. Field Goal	4-(-1), 1:44	0-27
Ravens	4	4:41	D. Mason 79 yd. pass from T. Smith (pass failed)	3-92, 1:22	6-27

### TEAM STATISTICS

	BALTIMORE	RAVENS	SEAHAWKS
First Downs (total-rush-pass-play)	13-4-9-0	21-8-10-3	21-8-10-3
Total Yards - Plays - Average	293-62-4.7	336-67-5.0	336-67-5.0
Net Yards Rushing - Rushes - Average	106-27-3.9	144-36-4.0	144-36-4.0
Net Yards Passing - Times Thrown - Yds Lost - Gross Pass.	187-2-12-199	192-2-10-202	192-2-10-202
Passes Attempted - Completed - Intercepted	33-16-0	29-19-2	29-19-2
Punts / Number - Average	9-41.0	5-42.6	5-42.6
Penalties / Number - Yards	6-69	0-0	0-0
Fumbles / Number - Lost	3-3	0-0	0-0

### INDIVIDUAL STATISTICS

	BALTIMORE	RAVENS	SEAHAWKS
<b>Rushing</b>	Baltimore: M. Anderson 8-44-0-16LG; M. Smith 7-25-0-8LG; T. Smith 6-25-0-10LG Seattle: S. Alexander 13-73-0-19LG; M. Morris 15-40-0-8LG L. Weaver 4-14-0-7LG; M. Hasselbeck 3-12-0-8LG; S. Wallace 1-5-0-5LG		
<b>Receiving</b>	Baltimore: D. Mason 5-98-1-79LG; M. Clayton 3-39-0-16LG Q. Sypniewski 3-28-0-12LG; M. Smith 2-12-0-9LG Seattle: M. Anderson 1-10-0-10LG; D. Darling 1-7-0-7LG; L. Vickers 1-5-0-5LG B. Ingram 5-69-0-23LG; N. Burleson 3-52-1-22LG; M. Pollard 3-15-0-6LG D. Branch 2-24-0-19LG; L. Weaver 2-20-0-12LG S. Alexander 1-14-1-14LG; B. Obomanu 1-6-0-6LG; W. Heller 1-3-0-3LG M. Morris 1-(-1)-0-(-1)LG		
<b>Passing</b>	Baltimore: T. Smith 33-16-199-0-1-79LG Seattle: M. Hasselbeck 27-18-199-2-2-23LG; S. Wallace 2-1-3-0-0-3LG		
<b>Interceptions</b>	Baltimore: E. Reed 1-20; D. Martin 1-0 Seattle: None		
<b>Sacks</b>	Baltimore: H. Ngata 1-6; J. Bannan 1-4 Seattle: P. Kerney 1-8; J. Peterson 0.5-2; D. Tapp 0.5-2		



# Ravens 27, Steelers 21

Pittsburgh (10-6)  
Baltimore (5-11)

After enduring 9 straight losses, the Ravens closed the 2007 campaign with a 27-21 win over the Steelers. RBs Musa Smith and Cory Ross helped the Ravens build a 20-point lead, but it took a last-minute INT from CB David Pittman, who secured Charlie Batch's 50-yard attempt to WR Santonio Holmes, to win the game. Batch tossed 2 4th-quarter TD passes, while Baltimore rookie QB Troy Smith made his 2nd-career start. M. Smith, who was the 3rd RB on the depth chart a week before the game, got the start for RBs Willis McGahee (ribs) and Mike Anderson (hamstring), who were both injured the week before. Pittsburgh fumbled the opening kickoff, leading to M. Smith's 2-yard TD run. K Matt Stover added a 28-yard FG on the next Ravens possession. By the time Ross weaved his way through the defense in the 2nd quarter, the Ravens had a 17-0 cushion. RB Najeh Davenport ran for a 1-yard TD 3 minutes later, in a drive that was aided by a 47-yard pass interference on CB Corey Ivy. T. Smith found WR Devard Darling for a TD in the 3rd quarter for a 20-point lead. The Steelers rallied when Batch found Holmes for a 59-yard TD. Pittsburgh recovered the ensuing onside kick, and Batch mounted another 56-yard TD drive. P Sam Koch's punt on the next series backed the Steelers up to their 11, and Pittman corralled Batch's late throw to Holmes for his 2nd INT of the game. LB Nick Greisen, starting for injured LB Ray Lewis (hand), led the team with 15 tackles.

### OFFENSE

WR 85 N. Washington  
LT 78 M. Starks  
LG 66 A. Faneck  
C 61 S. Mahan  
RG 73 K. Simmons  
RT 74 W. Colon  
TE 83 H. Miller  
FB 38 C. Davis  
QB 16 C. Batch  
WR 10 S. Holmes  
HB 44 N. Davenport

### DEFENSE

DE 90 T. Kirschke  
NT 98 C. Hampton  
DE 99 B. Keisel  
LOLB 53 C. Haggans  
LILB 51 J. Farnor  
RILB 50 L. Foote  
ROLB 92 J. Harrison  
LCB 24 I. Taylor  
FS 27 An. Smith  
SS 23 T. Carter  
RCB 26 D. Townsend

### OFFENSE

WR 81 D. Darling  
LT 75 J. Ogden  
LG 60 J. Brown  
C 62 M. Flynn  
RG 66 B. Grubbs  
RT 73 M. Yanda  
TE 84 A. Terry  
WR 85 D. Mason  
QB 10 T. Smith  
FB 37 L. McClain  
RB 32 M. Smith

### DEFENSE

LDT 93 D. Edwards  
NT 97 K. Gregg  
RDT 92 H. Ngata  
OLB 95 J. Johnson  
MLB 59 N. Greisen  
MLB 57 B. Scott  
OLB 55 T. Suggs  
LCB 24 D. Pittman  
RCB 35 C. Ivy  
SS 26 D. Landry  
FS 20 E. Reed

**OFFICIALS-** Referee: Gerry Austin (34) **Umpire:** Ruben Fowler (71), **Head Linesman:** Ed Camp (134), **Line Judge:** Carl Johnson (101), **Side Judge:** Alberto Riveron (57), **Field Judge:** Scott Edwards (3), **Back**

	1	2	3	4	OT	TOTAL	FIELD GOALS - made ( ) & missed
PITTSBURGH	0	7	0	14	-	21	J. Reed None
BALTIMORE	10	10	7	0	-	27	M. Stover (28, 31)

TEAM	QTR	TIME	PLAY DESCRIPTION (extra point)	DRIVE	SCORE
Ravens	1	10:08	M. Smith 2 yd. run (M. Stover kick)	8-35, 4:45	0-7
Ravens	1	1:48	M. Stover 28 yd. Field Goal	12-57, 4:28	0-10
Ravens	2	13:27	C. Ross 32 yd. run (M. Stover kick)	3-52, 1:33	0-17
Steelers	2	10:07	N. Davenport 1 yd. run (J. Reed kick)	6-75, 3:20	7-17
Ravens	2	0:17	M. Stover 31 yd. Field Goal	10-25, 4:27	7-20
Ravens	3	3:41	D. Darling 15 yd. pass from T. Smith (M. Stover kick)	8-74, 5:25	7-27
Steelers	4	7:13	S. Holmes 59 yd. pass from C. Batch (J. Reed kick)	4-91, 1:31	14-27
Steelers	4	3:36	C. Wilson 7 yd. pass from C. Batch (J. Reed kick)	8-56, 3:37	21-27

### TEAM STATISTICS

First Downs (total-rush-pass-penalty)  
Total Yards - Plays - Average  
Net Yards Rushing - Rushes - Average  
Net Yards Passing - Times Thrown - Yds Lost - Gross Pass.  
Passes Attempted - Completed - Intercepted  
Punts / Number - Average  
Penalties / Number - Yards  
Fumbles / Number - Loss

### STEELERS

14-3-9-2  
264-50-5.3  
46-19-2.4  
218-0-0-218  
31-16-2  
4-37.3  
6-40  
1-1

### RAVENS

21-9-11-1  
334-69-4.8  
180-40-4.5  
154-2-17-171  
27-16-0  
4-47.0  
6-86  
4-1

### INDIVIDUAL STATISTICS

	Pittsburgh:	Baltimore:
<b>Rushing</b>	N. Davenport 12-27-1-7LG; G. Russell 6-20-0-8LG C. Batch 1-(-1)-0-(-1)LG	M. Smith 22-83-1-24LG; C. Ross 12-72-1-32LG; T. Smith 5-23-0-14LG L. McClain 1-2-0-2LG
<b>Receiving</b>	N. Washington 5-68-0-24LG; S. Holmes 4-98-1-59LG H. Miller 3-20-0-10LG; C. Davis 2-13-0-9LG; V. Haynes 1-12-0-12LG C. Wilson 1-7-1-7LG	D. Mason 6-72-0-16LG; D. Darling 3-49-1-18LG; M. Smith 3-8-0-8LG M. Clayton 2-26-0-18LG; J. Green 1-10-0-10LG; L. McClain 1-6-0-6LG
<b>Passing</b>	Pittsburgh: C. Batch 31-16-218-2-2-59LG Baltimore: T. Smith 27-16-171-0-1-18LG	
<b>Interceptions</b>	Pittsburgh: None Baltimore: D. Pittman 2-21	
<b>Sacks</b>	Pittsburgh: L. Woodley 1-14; T. Kirschke 1-3 Baltimore: None	

## 2007 NFL RANKINGS

	OFFENSE			DEFENSE		
	Total	Rush	Pass	Total	Rush	Pass
Arizona	12	29	5	17	9	28
Atlanta	23	26	18	29	26	23
<b>BALTIMORE</b>	<b>22</b>	<b>16</b>	<b>23</b>	<b>6</b>	<b>2</b>	<b>20</b>
Buffalo	30	15	30	31	25	29
Carolina	29	14	29	16	18	17
Chicago	27	30	15	28	24	27
Cincinnati	10	24	7	27	21	26
Cleveland	8	10	12	30	27	24
Dallas	3	17	4	9	6	13
Denver	11	9	13	19	30	7
Detroit	19	31	9	32	23	31
Green Bay	2	21	2	11	14	12
Houston	14	22	11	24	19	25
Indianapolis	5	18	6	3	15	2
Jacksonville	7	2	17	12	11	15
Kansas City	31	32	20	13	28	5
Miami	28	23	24	23	32	4
Minnesota	13	*1	28	20	*1	32
New England	*1	13	*1	4	10	6
New Orleans	4	28	3	26	13	30
New York Giants	16	4	21	7	8	11
New York Jets	26	19	25	18	29	9
Oakland	25	6	31	22	31	8
Philadelphia	6	8	10	10	7	18
Pittsburgh	17	3	22	*1	3	3
St. Louis	24	25	19	21	20	21
San Diego	20	7	26	14	16	14
San Francisco	32	27	32	25	22	22
Seattle	9	20	8	15	12	19
Tampa Bay	18	11	16	2	17	*1
Tennessee	21	5	27	5	5	10
Washington	15	12	14	8	4	16

\*NFL Leader

## 2007 RAVENS PLAYER HIGHLIGHTS

Below is a list of Ravens player highlights from the 2007 season:

### **WR Derrick Mason**

Mason set a career high and Ravens franchise record with 103 receptions, breaking his own 2005 record of 86 catches. Entering 2008, he is also 2nd (Todd Heap, 3,897) on the Ravens' all-time receptions list with 2,910.

### **K Matt Stover**

With 1,822 career points, Stover moved into 4th on the NFL's all-time scoring list. With his 107 points, Stover hit the 100 mark for the 5th straight season and 11th time in his 18-year career.

### **RS Yamon Figurs**

A rookie in 2007, Figurs finished with 1,138 KOR yards, 2nd in team history to B.J. Sams (1,251 in 2004). Figurs also became the 1st Raven to return both a punt and a kickoff for a TD in the same season.

### **QB Kyle Boller**

Boller became the Ravens' all-time leading passer

in yards (7,846), attempts (1,311) and completions (746), moving past Vinny Testaverde into the team's top spot.

### **DT Kelly Gregg**

Gregg set a career high with 111 tackles (78 solo), becoming the 2nd-leading tackler in Ravens history. Entering 2008, Gregg has 616 career stops, behind LB Ray Lewis (2,022).

### **DT Haloti Ngata**

The 2nd-year Ngata tallied career highs in tackles (94) and sacks (3) in his breakout campaign.

### **RB Willis M<sup>c</sup>Gahee**

M<sup>c</sup>Gahee scored a rushing TD in 7 consecutive games, setting a franchise record.

### **OLB Terrell Suggs**

Suggs hit the 45-sack milestone, which stands 3rd most in team history. He also posted a career-high 95 total tackles in 2007.



## 2007 NFL STANDINGS

### AMERICAN FOOTBALL CONFERENCE

NORTH							EAST						
W	L	T	Pct.	Pts.	OP		W	L	T	Pct.	Pts.	OP	
z-Pittsburgh	10	6	0	.625	393	269	*-New England	16	0	0	1.000	589	274
Cleveland	10	6	0	.625	402	382	Buffalo	7	9	0	.438	252	354
Cincinnati	7	9	0	.438	380	385	New York	4	12	0	.250	268	355
<b>Baltimore</b>	<b>5</b>	<b>11</b>	<b>0</b>	<b>.313</b>	<b>275</b>	<b>384</b>	Miami	1	15	0	.063	267	437

SOUTH							WEST						
W	L	T	Pct.	Pts.	OP		W	L	T	Pct.	Pts.	OP	
z-Indianapolis	13	3	0	.813	450	262	z-San Diego	11	5	0	.688	412	284
y-Jacksonville	11	5	0	.688	411	304	Denver	7	9	0	.438	320	409
y-Tennessee	10	6	0	.625	301	297	Kansas City	4	12	0	.250	226	335
Houston	8	8	0	.500	379	384	Oakland	4	12	0	.250	283	398

### NATIONAL FOOTBALL CONFERENCE

NORTH							EAST						
W	L	T	Pct.	Pts.	OP		W	L	T	Pct.	Pts.	OP	
z-Green Bay	13	3	0	.813	435	291	*-Dallas	13	3	0	.813	455	325
Minnesota	8	8	0	.500	365	311	y-New York	10	6	0	.625	373	351
Detroit	7	9	0	.438	346	444	y-Washington	9	7	0	.563	334	310
Chicago	7	9	0	.438	334	348	Philadelphia	8	8	0	.500	336	300

SOUTH							WEST						
W	L	T	Pct.	Pts.	OP		W	L	T	Pct.	Pts.	OP	
z-Tampa Bay	9	7	0	.563	334	270	z-Seattle	10	6	0	.625	393	291
Carolina	7	9	0	.438	267	347	Arizona	8	8	0	.500	404	399
New Orleans	7	9	0	.438	379	388	San Francisco	5	11	0	.313	219	364
Atlanta	4	12	0	.250	259	414	St. Louis	3	13	0	.188	263	438

z-Clinched division

y-Wild Card

\*-Clinched division & homefield advantage

## 2007 NFL POSTSEASON

Home teams in CAPS

### AFC

#### Wild Card Playoff Games

SAN DIEGO 17, Tennessee 6  
 Jacksonville 31, PITTSBURGH 29

#### Divisional Playoff Games

San Diego 28, INDIANAPOLIS 24  
 NEW ENGLAND 31, Jacksonville 20

#### Championship Game

NEW ENGLAND 21, San Diego 12

### NFC

#### Wild Card Playoff Games

New York 24, TAMPA BAY 14  
 SEATTLE 35, Washington 14

#### Divisional Playoff Games

New York 21, DALLAS 17  
 GREEN BAY 42, Seattle 20

#### Championship Game


New York 23, GREEN BAY 20

**Super Bowl XLII at University of Phoenix Stadium, Phoenix, AZ**

New York (NFC) 17, NEW ENGLAND (AFC) 14

**AFC-NFC Pro Bowl at Aloha Stadium, Honolulu, HI**

NFC 42, AFC 30



The young and brash Baltimore Ravens began the 2000 NFL season talking playoffs and ending the year as World Champions, thanks to one of the most dominant defenses in pro football history.

The Ravens' *Super Journey* began with an ominous regular season schedule that included 5 road games in 7 weeks. In the middle of it all was a 5-game streak without a touchdown. Thankfully, the TD drought never divided the team.

The race toward the Lombardi Trophy was not without its hurdles: Ray Lewis rebounded from a trying offseason; Trent Dilfer, now a Raven, returned to Tampa Bay for the Super Bowl; an emotional Jermaine Lewis dedicated a superb performance to the memory of his stillborn son. Still, the team rallied the season, and it made the hard-fought victory that much sweeter.

The journey was about the coming of age for talented young players like Jamal Lewis, Chris McAlister and Duane Starks. It also belonged to

tough veterans like Rod Woodson, Ray Lewis, Rob Burnett, Shannon Sharpe, Matt Stover, Michael McCrary and Jonathan Ogden.

And the journey also belonged to the fans of Baltimore. The fans numbered in the thousands at the downtown sendoff at Harbor Place. Banners and promises hung in the air and none would be broken.

While the hometown fans would celebrate with 7-straight days of purple pride, the team took off for Tampa for a week of preparation before the ultimate contest. On Sunday, Jan. 28, 2001, the Ravens kept their promise and defeated the N.Y. Giants, 34-7.

Ray Lewis earned Super Bowl XXXV MVP honors, as well as Defensive Player of the Year. The Ravens tied a Super Bowl record with 4 INTs, and they were only the 3rd team in NFL history to not commit a turnover in a Super Bowl. Most exciting new record? Perhaps 3 successive scores on 3 seesaw plays. The back-to-back kickoff returns for TDs were yet another a new record.

Following the game, Art Modell lifted the Lombardi Trophy in the air and said:

*"To the people of Baltimore City, Baltimore County and the State of Maryland, this belongs to you. From the bottom of my heart, thank you."*

When the Ravens flew home on that beautiful, blue-sky Monday after the Super Bowl, they heard about the parade scheduled in their honor on the next day. The icy downpour that Tuesday presented phased no one. Hundreds of thousands of fans ignored the rain and cold and waited for their heroes to ride by on Baltimore's crowded city streets.

Later, the entire organization was invited to the White House in June to meet with then-president George W. Bush.

*Kevin Byrne and Francine Lubera of the Ravens' public relations office, chronicled the run to the Super Bowl in the book Super Journey: Diary of the Ravens World Championship Season, published in July of 2001.*



## BALTIMORE FOOTBALL HISTORY


- 1946... 12/28** - Baltimore awarded bankrupt Miami Seahawks franchise of the All-America Football Conference. Re-named Colts via a fan contest.
- 1949... 12/8** - AAFC/NFL reached merger agreement. Colts entered the NFL for 1950 season.
- 1950... 12/19** - Colts finished 1-11 in their 1st NFL season with a 15-14 loss to the New York Yanks at Yankee Stadium. The Yanks later became the Baltimore Colts.
- 1951... 1/18** - Franchise withdrew from league and received \$50,000 for players by the NFL.
- 1951 and 1952...** No Colts team existed.
- 1952... 12/3** - Commissioner Bert Bell challenged Baltimore to sell 15,000 tickets in 6 weeks to re-enter NFL. The ticket drive reached its quota in 4 weeks, 3 days.
- 1953... Jan.** - Carroll Rosenbloom headed an ownership group and Baltimore was awarded the Dallas Texans' franchise.
- 1958... 12/28** - Colts defeated NYG, 23-17, at Yankee Stadium for World Championship. That game sparked the emergence of the NFL as a televised sports giant.
- 1959... 12/27** - Colts won 2nd straight World Championship over Giants, in Baltimore, 31-16.
- 1963... 1/8** - Don Shula replaced Weeb Ewbank as head coach.
- 1964... 12/27** - Browns beat Colts, 27-0, in Cleveland for NFL title. Art Modell wins 1st title.
- 1966... 6/8** - NFL and AFL announced plans to merge in 1970. Colts, Browns and Steelers later joined AFC in NFL's realignment.
- 1969... 1/12** - Jets defeated Colts, 16-7, in Super Bowl III at Orange Bowl after Joe Namath *guaranteed* a New York victory.
- 1970... 3/3** - Don Shula resigned to become head coach of Miami Dolphins.
- 1971... 1/17** - Jim O'Brien kicked 32-yard FG with 5 seconds to play as Colts won Super Bowl V over Dallas, 16-13, in 1st-ever AFC-NFC Super Bowl.
- 1972... 7/26** - Robert Irsay traded the L.A. Rams to Carroll Rosenbloom for the Colts.
- 1975... 1/15** - Ted Marchibroda named head coach.
- 1983... 4/26** - Colts selected John Elway with 1st pick in NFL draft, but traded him to Denver for OT Chris Hinton, QB Mark Herrmann and Denver's top pick in 1984.
- 12/18** - In last NFL regular season game in Memorial Stadium (until 1996), the Colts beat the Oilers, 20-10. TE Pat Beach scored the last TD of the game on 12-yard pass from QB Mike Pagel.
- 1984... 3/28** - Colts franchise relocated to Indianapolis.

### RAVENS HISTORY BEGINS

- 1995... 11/6** - Cleveland Browns announced intention to move to Baltimore for 1996 season.
- 1996... 2/9** - NFL approved franchise move.
- 2/15** - Ted Marchibroda was named Baltimore Ravens 1st head coach 21 years and 1 month to the day he was hired by the Baltimore Colts in 1975.
- 3/29** - Baltimore's NFL franchise was officially named **Ravens** after a *Baltimore Sun* telephone poll received a record number of calls supporting the name.
- 4/1** - Ravens opened Owings Mills training facility with start of offseason program.
- 4/20** - Ravens selected UCLA T Jonathan Ogden with their 1st-ever draft choice (4th overall) in the 61st annual NFL draft. Miami LB Ray Lewis was selected with the 2nd pick in the 1st round (26th overall).
- 6/5** - The new Ravens' logo, colors and uniforms were unveiled in a fashion show at Harborplace.
- 6/14** - Ravens sold over 50,000 season tickets in 14 days.

## BALTIMORE RAVENS HISTORY

- 9/1** - The Ravens' 1st-ever regular season game was played before 64,124 fans at Memorial Stadium, the largest crowd in Baltimore professional sports history. QB Vinny Testaverde scored the 1st TD on a 9-yard run to propel the Ravens to a 19-14 win over the Oakland Raiders.
- 12/22** - The Ravens concluded their inaugural season with a 4-12 record following a 24-21 loss to the Houston Oilers. The Ravens were 4-4 at home, and 0-8 on the road. The team sold out all 10 home games, including the 2 preseason games. Baltimore held a 2nd-half lead in 10 of its 11 final games, but won only 2. QB Vinny Testaverde was voted to the Pro Bowl after throwing for 4,177 yards and 33 TDs. WRs Michael Jackson and Derrick Alexander both eclipsed the 1,000-yard receiving mark and combined for 23 TD receptions.
- 1997...** **3/18** - The Ravens and Western Maryland College (now McDaniel College) entered into a 5-year agreement to hold training camp at the Westminster, MD campus.
- 4/19** - The Ravens selected LB Peter Boulware with their 1st pick (4th overall) in 1997 draft (62nd annual). Boulware went on to win NFL Defensive Rookie of the Year honors and finished with 11.5 QB sacks, the 4th-best sack total by a rookie in NFL history.
- 9/21** - The Ravens defeated the Tennessee Oilers, 36-10, to start the season 3-1.
- 12/14** - Baltimore defeated Tennessee, 21-19, in the final game at Memorial Stadium. Of the 16 regular season games played by the Ravens at Memorial Stadium, 13 were televised and all were sold out.
- 12/21** - Baltimore dropped a 16-14 game at Cincinnati to finish the season 6-9-1. T Jonathan Ogden was named consensus All-Pro and voted as a starter to the Pro Bowl. LB Ray Lewis led the NFL in tackles with 210 and was voted 1st alternate to the Pro Bowl; then selected as a "needs" player by coach Bill Cowher.
- 1998...** **2/14** - The Ravens traded for QB Jim Harbaugh (from Ind.), the 1st of several key offseason acquisitions, including RB Errict Rhett (2/17), CB Rod Woodson (2/25) and FB Roosevelt Potts (2/24).
- 4/18** - The Ravens selected CB Duane Starks with their 1st pick (10th overall) in the 1998 63rd Annual NFL draft. He tied for the NFL's rookie INT lead and was a *Football Digest* All-Rookie choice.
- 9/5** - The new NFL Stadium at Camden Yards (later named PSINet Stadium) was the backdrop for an opening gala that included fireworks, a Stevie Wonder - Baltimore Symphony Orchestra concert and a spectacular laser show.
- 9/6** - The Ravens opened their new NFL Stadium in downtown Baltimore before a host of dignitaries, a packed house and the Steelers. The Ravens lost, 20-13.
- 12/13** - The Ravens and Minnesota Vikings set an NFL record with 3 KORs for TDs, all in the 1st quarter. Ravens Corey Harris and Patrick Johnson and Minnesota's David Palmer all scored TDs on returns in the Vikings' 38-28 win. Gary Anderson set an NFL record when he kicked his 34th straight successful FG, 1 of 6 3-pointers.
- 12/28** - After a 6-10 finish, the Ravens did not renew Ted Marchibroda's contract. Six Ravens represented the AFC in the Pro Bowl: LB Peter Boulware, WR/RS Jermaine Lewis, LB Ray Lewis, DE Michael McCrary, T Jonathan Ogden and S Bennie Thompson (special teamer).
- 1999...** **1/19** - Brian Billick became the 2nd head coach in Baltimore Ravens history when he accepted a 6-year contract from owner Art Modell. Billick, the highly successful offensive coordinator for Minnesota, directed a Vikings' attack that set a variety of NFL and team records, including the league's all-time scoring mark of 556 points in 1998.



*LT Jonathan Ogden at his 1996 press conference. He was introduced as the 1st-ever Raven drafted by the new Baltimore team and Art Modell, seated at JO's left.*


## BALTIMORE RAVENS HISTORY

- 1/26** - PSINet Inc., the 1st and largest independent commercial Internet provider, announced a 20-year partnership to develop a global network for the Ravens. Under the agreement, the new facility was named PSINet Stadium.
- 1/30** - Ravens executive vice president of player personnel Ozzie Newsome was selected for induction into the Pro Football Hall of Fame, along with Lawrence Taylor, Eric Dickerson, Tom Mack and Billy Shaw. Newsome was the NFL's all-time leading TE in pass receptions until Shannon Sharpe eclipsed Ozzie Newsome's record in 2001.
- 4/17** - The Ravens selected Arizona CB Chris McAlister (10th overall) with their 1st-round pick and traded their 2nd-round choice for Atlanta's 1st-round choice in 2000. Baltimore also acquired veterans QB Tony Banks, OL Everett Lindsay and TE Lovett Purnell in trades involving 1999 picks.
- 9/12** - Brian Billick's debut as head coach was spoiled in the regular season opener, as St. Louis defeated the Ravens, 27-10, in the TransWorld Dome. QB Kurt Warner had his 1st NFL start.
- 9/26** - Billick notched his 1st win, 17-10, over the expansion Cleveland Browns. Stoney Case started at QB, replacing Scott Mitchell.
- 10/31** - Tony Banks took over as the team's starting QB against Buffalo in a 13-10 loss. He went 6-4 as a starter, including 4-0 in Dec. He threw a career-high 17 TDs and a career-low 8 INTs.
- 12/26** - The Ravens recorded their 1st-ever shutout, a 22-0 win over Cincinnati. The victory completed a perfect Dec. and gave the Ravens a franchise-high 8 victories. 5 players (LB Peter Boulware, LB Ray Lewis, DE Michael McCrary, T Jonathan Ogden and S Rod Woodson) were named to the Pro Bowl. The Ravens' defense finished 2nd in the NFL, and in the team's 6-3 finish, Baltimore outscored opponents, 324-277.
- 2000...**
- 2/22** - The Ravens signed 7-time Pro Bowl TE Shannon Sharpe, an unrestricted free agent who had starred for 10 years with the Denver Broncos. Sharpe caught 552 passes for 6,983 yards and 44 TDs for Denver.
- 3/27** - NFL owners approved the sale of 49% of the Ravens to Anne Arundel County (MD) business executive Steve Bisciotti. In it, Bisciotti had an option to purchase the remaining 51% for \$325 million in 2004.
- 4/15** - The Ravens went for offense in the 2000 NFL Draft (65th), selecting Tennessee RB Jamal Lewis (5th overall), Florida WR Travis Taylor (10th overall), and Louisville QB Chris Redman (75th overall) with their 1st 3 picks.
- Sept.** - The Ravens opened the 2000 season with a 16-0 win at Pittsburgh in their last visit to Three Rivers Stadium on 9/3. They won 3 of their 1st 4 games, including a dramatic 39-36 win over Jacksonville (their 1st win over the Jaguars) and a 37-0 shutout over Cincinnati.
- Oct.** - Baltimore finished Oct. at 2-3, and did not score a TD during the month. Trent Dilfer replaced Tony Banks at QB on 10/29 vs Pittsburgh.
- Nov./Dec.** - Baltimore won its final 7 regular season games with a combined score of 193-63. On 11/26, Earnest Byner was the 1st inductee to the Ravens' Ring of Honor (Ravens won 44-7 vs. Cleveland). On 12/10, Art Modell was honored in pre-game ceremonies for his 40 years of ownership. That day, the Ravens' earned their 1st playoff berth, defeating San Diego, 24-3.
- 12/24** - The Ravens' defense set a 16-game record by allowing only 165 total points. Baltimore also set an NFL record by allowing only 970 yards rushing. The Ravens finished 12-4 after beating the New York Jets, 34-20, on Christmas Eve. Rookie RB Jamal Lewis rushed for a team record 1,364 yards in 2000.
- 12/31** - The Ravens defeated the Denver Broncos, 21-3, in an AFC Wild Card Playoff Game at PSINet Stadium, the 1st home playoff game in Baltimore since 1977. Jamal Lewis rushed for 110 yards on 30 carries and scored twice, while the defense allowed Denver's rushing attack only 42 yards on the ground.
- 2001...**
- 1/2** - LB Ray Lewis won NFL Defensive MVP honors from the *Associated Press*.



## BALTIMORE RAVENS HISTORY

- 1/7** - The Ravens scored 14 4th quarter points to defeat Tennessee, 24-10, at Adelphia Coliseum to advance to the AFC Championship. The go-ahead TD was a 90-yard return by Anthony Mitchell off a blocked FG; then Ray Lewis scored on a 50-yard INT return to seal the win.
- 1/14** - The Ravens traveled to Oakland and defeated the Raiders, 16-3, in the AFC Championship game to advance to Super Bowl XXXV. TE Shannon Sharpe scored on an NFL postseason record 96-yard pass from Trent Dilfer. The Ravens limited the Raiders to 24 rushing yards.
- 1/28** - The Ravens defeated the New York Giants, 34-7, to capture their 1st World Championship in Super Bowl XXXV, played at Raymond James Stadium in Tampa, FL. Ray Lewis was named Super Bowl MVP and only Ron Dixon's 97-yard KOR for a TD averted a shutout against the Giants. A Super Bowl record was set when 3 TDs were scored in a span of 36 seconds, including Duane Starks' 49-yard INT return and Jermaine Lewis' 84-yard KOR.
- 1/30** - Over 200,000 people turned out on a cold, rainy day to attend the Baltimore Ravens' Victory Parade.
- 3/6** - The Ravens reached an agreement in principle on a 5-year contract with Elvis Grbac. Grbac had thrown for a career-high 4,169 yards and 28 TDs for Kansas City in 2000 and was named to his 1st Pro Bowl.
- 4/21** - The Ravens selected Arizona State TE Todd Heap with their 1st choice (31st overall) in the 2001 draft, and Baylor S Gary Baxter in the 2nd round (62nd overall). The Ravens held all of their own choices in each of the 7 rounds.
- July/Aug.** - The Ravens opened training camp as defending World Champions with the entire nation watching, as HBO's *Hard Knocks: Training Camp With the Baltimore Ravens* debuted with the Ravens as the featured team. RB Jamal Lewis and RT Leon Searcy suffered season-ending injuries in the 1st week of camp.
- 8/13** - The Ravens preseason game vs. the Eagles was canceled by NFL Commissioner Paul Tagliabue at Veterans Stadium because of hazardous field conditions.
- 9/9** - The Ravens won their 12th consecutive game and 2nd consecutive opener with a 17-6 win over the Chicago Bears at PSINet Stadium. On 9/11, the World Trade Center collapsed and the Pentagon was hit, following terrorist attacks.
- 10/21** - Matt Stover broke the NFL record for most consecutive games with a FG, snapping Fred Cox's old mark of 31, when he booted 2 3-pointers in a 24-14 loss to the Browns at Cleveland Browns Stadium. Stover's streak ended at 38 games with a FGA on 12/16 vs. Pittsburgh.
- 11/18** - TE Shannon Sharpe became the NFL's all-time leading pass-catching TE (surpassing Ravens executive VP and GM Ozzie Newsome's mark of 662), when Sharpe caught a 29-yard pass on the 5th play of the game vs. the Cleveland Browns. He finished the 2001 season with 692 career receptions for 8,604 yards — both all-time NFL highs for a TE.
- 12/2** - S Rod Woodson set an NFL record by returning a Peyton Manning INT 47 yards for a TD, his 10th career TD on an INT return, in a 39-27 win over the Colts. Woodson's TD snapped a tie with Ken Houston (9 career INTs for TDs).
- 12/23** - Corey Dillon of the Bengals rushed for 127 yards, snapping the Ravens' streak of 50 games (including playoffs) of not allowing a 100-yard rusher, the longest streak since the 1989-1992 Eagles had a 53-game streak. The Ravens scored their 3rd consecutive home shutout over the Bengals (16-0), the 1st time in 24 years (1975-77, Oakland over San Diego) that a team had 3 straight home shutouts over the same opponent.




LB Ray Lewis was named Super Bowl MVP after the Ravens' win (34-7) over the New York Giants.

## BALTIMORE RAVENS HISTORY

- 2002...** **1/2** - Six Ravens were selected to play in the Pro Bowl, tying the team mark set in 1998. Selected were LB Ray Lewis, T Jonathan Ogden, DT Sam Adams, RS Jermaine Lewis, TE Shannon Sharpe and S Rod Woodson.
- 1/7** - The Ravens played a postponed regular season game against Minnesota at Ravens Stadium and defeated the Vikings, 19-3, allowing Baltimore to advance to the playoffs. The game had been scheduled for Monday, 9/17, but was re-scheduled because of the 9/11 terrorist attack on the United States. The victory gave the Ravens a 10-6 record and clinched a Wild Card spot as the AFC's 5th seed. LB Peter Boulware set a team record with 4 sacks vs. the Vikings to finish as the AFC's leading sacker with 15.
- 1/13** - The Baltimore Ravens traveled to Miami and defeated the Dolphins, 20-3, in an AFC Wild Card Playoff game. Baltimore set a playoff team record with 226 rushing yards on 50 carries. The Ravens became the 1st team in NFL history to win its 1st 5 playoff games. Only Joe Gibbs, who won his 1st 6 playoff games, surpassed Brian Billick's mark of 5 (tied with Tom Flores).
- 1/20** - After 5 consecutive playoff wins (including the Super Bowl run in 2000), the Ravens were stopped at Heinz Field with a 27-10 loss to the Pittsburgh Steelers in the AFC Divisional Playoff game. The Steelers jumped to a 20-0 1st-half lead and stifled Baltimore's offense. Baltimore's only TD came when RS Jermaine Lewis set an NFL playoff record with an 88-yard punt return for a score in the 3rd quarter.
- 4/20** - In the 67th Annual NFL Selection Meeting, the Ravens chose 10 players, many of whom made an immediate impact. Baltimore picked S Ed Reed (24th overall) out of Miami (FL) with its 1st pick and DE Tony Weaver (Notre Dame) with its 2nd (52nd overall). The Ravens had a total of 10 picks, 3 compensatory. Four days later, the Ravens signed UFA QB Jeff Blake, who would replace QB Chris Redman (back) following the 6th game of the 2002 season.
- 5/15** - The Ravens and McDaniel College (formerly Western Maryland College) announced a 3-year contract extension to keep Ravens training camp in Westminster, MD through the 2004 season. The team has trained at the Westminster campus since the 1996 inaugural season.
- 9/8** - With the youngest team in NFL history (19 1st-year players), the Ravens dropped their 1st 2 games at Carolina (10-7) and at home (9/15) vs. the Buccaneers (25-0). A moving tribute was paid to Hall of Famer Johnny Unitas prior to the game, and QB Chris Redman, a close friend and admirer, wore black hightops in honor of his hero. Johnny Unitas passed away on 9/11.
- 9/30** - Chris McAlister ran into the NFL record books against Denver. With 1 second remaining in the 1st half, Broncos K Jason Elam's FGA was short. McAlister caught it in the end zone and returned it 107 yards for a TD – the then-longest play of any kind in league history. The previous record was 106 yards (3 KORs), last accomplished by Roy Green in 1979. Baltimore won 34-23. S Ed Reed blocked the 1st punt in Ravens history, leading to the Ravens' 2nd TD of the 2nd quarter against the Broncos.
- 10/20** - Johnny Unitas and 7 of his Hall of Fame teammates were enshrined into the Ring of Honor at Ravens Stadium in front of a sellout crowd of 69,173 fans. Enshrined with Unitas were: WR Raymond Berry, RB Lenny Moore, DT Art Donovan, DE Gino Marchetti, TE John Mackey, OT Jim Parker and LB Ted Hendricks. A bronze statue of Unitas' likeness was sculpted by local Baltimore artist Frederick Kail and dedicated at Gate A, newly named *Unitas Plaza*. In a joint effort, the Baltimore Ravens, Art Modell, the Steve Bisciotti family, and others commissioned the project.
- Nov.** - RS Lamont Brightful's 95-yard punt return was the longest PR in the NFL for the '02 season; S Ed Reed recorded a 2nd blocked punt, which he returned for a TD in the win vs. Tennessee, 13-12.
- 12/29** - The Ravens lost their final game of the season at Pittsburgh (34-31) in a heart-breaking nailbiter. Hopes of a playoff berth ended, and the Ravens finished with a 7-9 record. Three Ravens players traveled to the Pro Bowl: T Jonathan Ogden, LB Peter Boulware and 1st-timer TE Todd Heap.

## BALTIMORE RAVENS HISTORY

- 2003...Jan./Feb.** - Ozzie Newsome was named the NFL's 1st minority general manager. The Executive VP and GM promoted 3 members of his staff: Phil Savage, player personnel director; George Kokinis, pro personnel director; Eric DeCosta, college scouting director. Former Bears Hall of Fame LB Mike Singletary launched his coaching career when he was hired by the Ravens as LB coach. Art Modell entered his 43rd (and final) year in the NFL as a franchise owner.
- 4/26** - The Ravens had 11 draft picks going into the 68th Annual NFL Selection Meeting, 4 of which were compensatory picks. LB Terrell Suggs (Arizona State) was selected with the 1st pick (10th overall). In a draft-day trade with New England, the Ravens secured a 2nd 1st-round pick (19th overall) and selected QB Kyle Boller (California) in exchange for their 2nd-round pick in 2003 and their 1st-rounder in 2004.
- 5/6** - Ravens Stadium was re-named M&T Bank Stadium in a press conference held at the stadium. The 15-year \$75-million agreement included naming rights, as well as, jointly administered community-based programs. The then-147-year old M&T Bank was headquartered in Buffalo, N.Y.
- 9/2** - The average age of the Ravens was only 25.8 years at roster cutdown. Baltimore had 11 1st and 2nd-year players on the roster; 7 rookies and 11 2nd-year veterans. The average years of experience was just 4. The Ravens were the 3rd youngest team in the NFL (Cleveland, 24.8 and Chicago, 25.3).
- 9/14** - Baltimore rolled over the Cleveland Browns, 33-13, at M&T Bank Stadium. In that home opener, RB Jamal Lewis broke an NFL record with 295 yards rushing on 30 carries and 2 TDs – nailing 1 TD for 82 yards. In the game at Cleveland (12/21), Lewis rushed for 205 yards, setting the NFL mark for rushing yards in a season vs. the same team – 500 yards.
- 12/18** - A team-record 8 players were voted to the Pro Bowl (most in NFL, tied with the Chiefs): LB Ray Lewis, S Ed Reed, LB Peter Boulware, T Jonathan Ogden, TE Todd Heap, RB Jamal Lewis, CB Chris McAlister and LB/Special Teamer Adalius Thomas.
- 12/26** - Art Modell was inducted into the Ring of Honor at M&T Bank Stadium at the final game of the season, a 13-10 OT win over Pittsburgh. Baltimore finished 10-6, winning a 1st-ever AFC North Division title.
- 12/31** - Jamal Lewis and Ray Lewis were named *AP*'s NFL Offensive and Defensive Players of the Year, respectively, while LB Terrell Suggs was named *AP*'s NFL Defensive Rookie of the Year.
- 2004...**
- 1/3** - The Ravens lost, 20-17, to the Titans in the AFC Wild Card game at M&T Bank Stadium on Gary Anderson's game-winning kick (46-yard FG), with 29 seconds remaining.
- 2/4** - Jim Fassel, former head coach of the NY Giants, was named senior consultant/offense for the Baltimore Ravens. It marked the 1st time 2 Super Bowl head coaches were on the same team.
- 4/9** - The NFL approved Ravens new owner Steve Bisciotti's purchase of the club.
- 4/13** - Ravens and McDaniel College extended their partnership 6 years to keep training camp in Westminster through 2010. The deal includes installation of Sportex Momentum Turf on the college's main athletic field with both parties sharing costs.
- 4/24** - The Ravens had 10 draft picks (3 compensatory) in the 69th NFL Selection Meeting. Their 1st pick was traded in 2003 to NE for QB Kyle Boller (19). The



The NFL approved Ravens new owner Steve Bisciotti's purchase of the club in April of 2004

## BALTIMORE RAVENS HISTORY

Ravens selected DE/DT Dwan Edwards in the 2nd round (51st overall). The 3rd- and 5th-round selections (88 and 155) were traded to Min. for a 3rd rounder (82) to select WR Devard Darling (Washington State). OLB Roderick Green (Central Missouri State) was selected at the 153rd spot from Miami for the Ravens' 5th (160) and 7th (222).

- 9/12** - The Ravens opened the season on the road at Cleveland without the services of Pro Bowl T Jonathan Ogden and Baltimore lost (20-3) to its division rival in an upset. Baltimore struggled most of the season with injuries to key Pro Bowl-type players, with regular starters missing a total of 53 games.
- 10/4** - Former Ravens Pro Bowler DE Michael McCrary was inducted into the Smyth Jewelers Ring of Honor at halftime of the Ravens' Monday Night ABC contest vs. KC. The Chiefs won, 27-24. McCrary retired in 2002.
- 10/15** - Ravens moved into their new 200,000-sq.ft. training facility in Owings Mills, MD during the bye week. The new state-of-the-art headquarters is home to 200 Ravens employees.
- 12/22** - Five Ravens were named to the Pro Bowl: T Jonathan Ogden (8th), LB Ray Lewis (7th), S Ed Reed (2nd), CB Chris McAlister (2nd) and LB Terrell Suggs (1st).
- 2005...**
- 1/2** - Finishing the 2004 season with a 9-7 record, the Ravens fell 1 game short of the playoffs. Baltimore produced a 6-2 mark at M&T Bank Stadium and a 3-5 record on the road. Injuries caused regular starters to miss 53 games, including the entire season for Pro Bowl LB Peter Boulware. Other Pro Bowlers who missed considerable time included: TE Todd Heap (10), RB Jamal Lewis (4), LT Jonathan Ogden (4), and CB Deion Sanders (7). C Mike Flynn missed the 1st 7 games.
- 1/7** - S Ed Reed was named NFL Defensive Player of the Year by the *Associated Press*, becoming the 2nd Raven in as many years to win the award. LB Ray Lewis won the award twice (2000, 2003).
- 1/12** - Jim Fassel and Rex Ryan (1/20) were promoted to offensive and defensive coordinators, respectively. Clarence Brooks (formerly with Miami) replaced Rex Ryan as DL coach. Chris Foerster (former Miami offensive coordinator) was named offensive line/assistant head coach. Rick Neuheisel was named QB coach. Fassel's son, John, was hired as an offensive assistant.
- 3/7** - Four UFAs signed with the Ravens, including 2 Pro Bowlers from the Titans: WR Derrick Mason and CB Samari Rolle (3/7). G Keydrick Vincent (3/11) and LB Tommy Polley (4/11) also signed. Mason led the Ravens with a team-high and franchise-record 86 catches for 1,073 yards. Rolle was 2nd on the team with passes defended (14).
- 4/24** - The Ravens had 7 draft picks (1 compensatory) in the 70th NFL Selection Meeting. With their 1st pick (22nd overall), they selected WR Mark Clayton out of Oklahoma. Clayton brought renewed excitement to the receiving corps, started 10 of 14 games as a rookie and was 3rd among Ravens receivers (44-471-10.7-2 TDs), setting rookie franchise records for receptions and receiving yards.
- 2006...**
- 1/1** - Baltimore finished with a disappointing 6-10 record, going 6-2 at home and netting 0 wins on the road. The 67 games lost to injured starters were 3rd most in the NFL, with 10 games to Ray Lewis (thigh), 6 to Ed Reed (ankle) and 7 to Kyle Boller (toe). Season highlights included 2 national games, a 48-3 win over Green Bay (12/19) and a 30-23 win against Min. (12/25) on Christmas night that knocked the Vikings out of the playoffs. One of the victories was a 16-13 OT win over the eventual Super Bowl Champion Steelers.
- 1/11** - Five new coaches joined the Ravens: Frank Gansz, Jr. (special teams coordinator), Mark Carrier (secondary), Mike Johnson (wide receivers), Tony Nathan (running backs) and Greg Roman (assistant offensive line). John Fassel was promoted to assistant special teams coach (formerly an offensive assistant).
- 2/12** - LT Jonathan Ogden started his 9th-straight Pro Bowl.

## BALTIMORE RAVENS HISTORY

- 3/14** - On this date (through 3/24), the Ravens signed 4-time Pro Bowl DE Trevor Pryce (Den.), DT Justin Bannan (Buf.), RB Mike Anderson (Den.), LB Gary Stills (KC), who earned Pro Bowl honors as a special teamer in '03, DB Corey Ivy (STL) and P Leo Araguz. Re-signed LB Bart Scott.
- 3/15** - Pro Bowl LB Peter Boulware's contract was terminated on this date. Just 8 months later, Boulware was inducted into the Smyth Ring of Honor in an emotional halftime ceremony. In addition to family and former teammates, he was joined by Steve Bisciotti and Art Modell (Ravens owner and former owner). Peter's younger brother Michael, a Seattle Seahawks' safety, spoke in personal terms to his brother in a pre-recorded message that was shown on the SMARVISION video boards. Boulware, genuinely moved, spoke to the crowd of 69,143 Ravens fans. Baltimore defeated Cincinnati, 26-20, and carried a 6-2 record into the 2nd half of the season. Re-signed was Pro Bower RB Jamal Lewis.
- 4/29** - At the 71st NFL Selection Meeting, the Ravens chose Oregon DT Haloti Ngata, the 13th 1st-round choice in Ravens history, who was described by GM Ozzie Newsome "as a block of granite." Baltimore drafted 5 defensive players, 4 offensive, and a punter who could also kick off. The Ravens had 10 selections, including 4 compensatory.
- 6/8** - Three-time Pro Bowler and 2003 co-MVP QB Steve McNair joined the Ravens in a trade with Tennessee in exchange for a 2007 Baltimore draft pick McNair started at QB for the Ravens and became just the 3rd player in NFL history to throw for 30,000 career passing yards and 3,500 rushing yards. He joined Hall of Famers Fran Tarkenton and Steve Young in that group.
- 9/10** - Baltimore shut out Tampa Bay (27-0) in the opener at Raymond James Stadium and posted a 2nd shutout versus Pittsburgh (also 27-0) on Nov. 26.
- 10/16** - Head coach Brian Billick took over coordinating the offense after the Ravens lost 2 in a row, falling to 4-2. Baltimore won 5-straight games and 4 out of the last 5 contests.
- 10/29** - Both CB Ronnie Prude and S Dawan Landry returned 12-yard INTs for TDs at New Orleans. Baltimore went on to win, 35-22, with the help of the 2 rookies.
- 11/5** - Former Ravens LB Peter Boulware was inducted into the Smyth Ring of Honor at M&T Bank Stadium in an emotional halftime ceremony.
- 12/22** - Three Ravens were named as starters in the Pro Bowl: T Jonathan Ogden, LB Adalius Thomas and S Ed Reed. CB Chris McAlister and LB Terrell Suggs received Pro Bowl nods as reserves. LB Ray Lewis and QB Steve McNair were named as backups, but were replaced [because of injuries] with LB Bart Scott and the Titans' QB Vince Young, respectively.
- 12/24** - For the 1st time in Ravens history, Baltimore swept AFC North rival Pittsburgh at Heinz Field, 31-7, after posting an earlier shutout on Nov. 26, 27-0, at M&T Bank Stadium. The Ravens' defense dominated Pittsburgh in both games, sacking QB Ben Roethlisberger 14 times and intercepting him 4.
- 12/31** - The Ravens finished 13-3, earning the AFC North Division title and a bye week prior to the AFC Divisional Playoffs. The Ravens' 1st-ranked defense was elite: 1st in points allowed (201, including just 64 [9.1 per game] in final 7 games – 26 teams allowed 300 or more points for season); 1st in total defense (264.1 yards); 1st inside the 20 (33.3% TDs allowed); fewest 3rd downs converted (28.8%) and fewest 1st downs permitted (236); 1st in takeaways/giveaways (+17) – 2nd in takeaways (40 to Chicago's 44); 1st in INTs (28, including 5 for TDs); and 2nd in sacks (60 to San Diego's 61). The offense led the NFL in time of possession (32:49) and sack ratio (+43); 17 sacks allowed was a fran-



In 2006 Baltimore swept the Steelers 27-0 (M&T Bank Stadium) and 31-7 at Heinz Field, for a 58-7 point differential. LB Bart Scott posted 1.5 sacks of QB Ben



## BALTIMORE RAVENS HISTORY

chise record and 2nd in the NFL to the Colts' 15.

- 2007...**
- 1/13** - In a Divisional Playoff game that provided great angst for Baltimore's loyal fans, the Ravens were on the wrong side of a 15-6 decision vs. Indianapolis. Not 1 TD was scored in this kicking contest of a playoff game between Baltimore's Matt Stover and the Colts' Adam Vinatieri.
  - 1/17** - Head coach Brian Billick signed a new 4-year contract with the Ravens. Defensive coordinator Rex Ryan signed a new 2-year deal with the Ravens.
  - 3/9** - In a trade with Buffalo for 3 draft picks, RB Willis M<sup>c</sup>Gahee was signed to a 6-year contract with the Ravens.
  - 4/28-29** - At the 72nd NFL Selection Meeting in NY, the Ravens made the following choices: 1st round (29th overall) G Ben Grubbs from Auburn, 3a (74th overall) WR Yamon Figurs from Kansas State, 3b (86th overall) OL Marshal Yanda from Iowa, 4a (134th overall) LB Antwan Barnes from Florida International, 4b (137th overall) FB Le'Ron M<sup>c</sup>Clain from Alabama, 5th round (174th overall) QB Troy Smith from Ohio State and 6th round (207th overall) LB Prescott Burgess from Michigan. Barnes, M<sup>c</sup>Clain, Smith and Burgess were compensatory picks for the loss of free agents S Will Demps (NYG), NT Maake Kemoeatu (Car.), RB Chester Taylor (Min.) and DE Anthony Weaver (Hou.), after the 2005 season.
  - 7/13** - Baltimore used a 5th-round supplemental pick to take T Jared Gaither (replacing the Ravens' 5th-round choice in the 2008 draft.)
  - 8/13** - Baltimore opened the preseason with a 29-3 win against the Eagles on 8/13, but finished with a August record (of 1-3) before traveling to Cincinnati to kick off the regular season on 9/10. In the 3rd preseason game at the Redskins (8/25), a severe thunderstorm hit Landover, MD, and delayed the scheduled 8 PM start for an hour. Lightning caused NFL officials to suspend the contest midway through the 3rd quarter. Victory was awarded to the Redskins, 13-7.
  - 12/31** - Prompted by a dismal 5-11 season in 2007, Ravens owner Steve Bisciotti, president Dick Cass and GM Ozzie Newsome held a press conference announcing the decision to relieve head coach Brian Billick and his staff of their coaching duties. Despite an injury report that would have paralyzed most teams, the Ravens never quit. In 2007, the number of games missed by starters was 77, up from just 24 in 2006. By the final gun, the Ravens had started 3 different QBs, including rookie Troy Smith. Baltimore had 12 rookies and 1 1st-year player on the roster. It (13) was the 3rd-most in the NFL to close out the year. Baltimore started 6 different rookies, tying 4 teams for 2nd-most in the NFL. Smith posted the only win in '07 versus the AFC North, a 27-21 nailbiter vs. Pittsburgh on 12/30.
- 2008...**
- 1/19** - Steve Bisciotti hired his 1st – and just the 3rd head coach in Ravens history – John Harbaugh – former special teams/defensive backs coach for the Philadelphia Eagles under Andy Reid. Harbaugh's special teams ranked in the top 10 of special teams rankings every year from 2000-06, including 2 1st-place finishes. From 2000-06, no team had a higher overall ranking (attribution: *Dallas Morning News*). John was originally hired by Ray Rhodes in 1997 and was then retained by Reid.
  - 2/10** - LT Jonathan Ogden appeared in his 11th-straight Pro Bowl, along with LB Ray Lewis (9th), S Ed Reed (4th) and RB Willis M<sup>c</sup>Gahee (1st).
  - 4/17** - QB Steve M<sup>c</sup>Nair retired from football after a 13-year NFL career.
  - 4/26-27** - At the 73rd NFL Selection Meeting in NY, the Ravens made the following choices: 1st round (18th overall) QB Joe Flacco from Delaware, 2nd round (55th overall) RB Ray Rice from Rutgers, 3a (71st overall) ILB Tavares Gooden from Miami, 3b (86th overall) S Tom Zbikowski from Notre Dame, 3c (99th overall) T Oniel Cousins from UTEP, 4a (106th overall) WR Marcus Smith from New Mexico, 4b (133rd overall) G/T David Hale from Weber State, 6th round (206th overall) S Haruki Nakamura from Cincinnati, 7a (215th overall) WR Justin Harper from Virginia Tech, 7b (240th overall) RB Allen Patrick from Oklahoma. Zbikowski, Hale, Nakamura and Patrick were compensatory picks for the loss of free agents DT Aubrayo Franklin (SF), FB Ovie Mughelli (Atl.), T Tony Pashos (Jax.) and OLB Adaluis Thomas (NE), after the 2006 season.
  - 6/12** - LT Jonathan Ogden retired after a 12-year NFL career.



## BALTIMORE RAVENS ALL-TIME ROSTER

12 Abney, Derek (WR/RS) . . . . .Kentucky, 2004	49 Collins, Ryan (TE) . . . . .St. Thomas (MN), 1999
95 Adams, Sam (DT) . . . . .Texas A&M, 2000-01	72 Cook, Damien (OT) . . . . .Bethune-Cookman, 2002-04
43 Adams, Vashone (S) . . . . .Eastern Michigan, 1996	23 Cotton, Kenyon (FB) . . . . .SW LA, 1997-98
82 Alexander, Derrick (WR) . . . . .Michigan, 1996-97	51 Croel, Mike (LB) . . . . .Nebraska, 1996
29 Allen, Terry (RB) . . . . .Clemson, 2001	1 Cunningham, Randall (QB) . . . . .UNLV, 2001
66 Anderson, Bennie (OL) . . . . .Ten. St., 2001-04	72 Dafney, Bernard (OL) . . . . .Tennessee, 1997
14 Anderson, Derek (QB) . . . . .Oregon State, 2005	91 Dalton, Lionel (DT) . . . . .Eastern Michigan, 1998-2000
38 Anderson, Mike (RB) . . . . .Utah, 2006-07	30 Daniel, Eugene (CB) . . . . .Louisiana State, 1997
88 Armour, Justin (WR) . . . . .Stanford, 1999	53 Daniels, Dexter (LB) . . . . .Florida, 1996
70 Arvie, Herman (OL) . . . . .Grambling, 1996	30 Daniels, P.J. (RB) . . . . .Georgia Tech, 2006-07
74 Atkins, James (OL) . . . . .S.W. Louisiana, 1997-99	81 Darling, Devard (WR) . . . . .Washington St., 2004-07
30 Ayanbadejo, Obafemi (FB) . . . . .San Diego St., 1999-2001	56 Davis, Anthony (LB) . . . . .Utah, 2000
35 Bailey, Robert (DB) . . . . .Miami (FL), 2000	86 Davis, Billy (WR) . . . . .Pittsburgh, 1999-2000
23 Baldwin, Randy (RB) . . . . .Mississippi, 1996	85 DeLong, Greg (HB) . . . . .North Carolina, 1999
12 Banks, Tony (QB) . . . . .Michigan St., 1999-2000	47 Demps, Will (S) . . . . .San Diego St., 2002-05
94 Bannan, Justin (DT) . . . . .Colorado, 2006-07	60 DeVries, Jed (OL) . . . . .Utah State, 1996
80 Bannister, Alex (WR) . . . . .Eastern Kentucky, 2006	8 Dilfer, Trent (QB) . . . . .Fresno State, 2000
50 Barnes, Antwan (LB) . . . . .Florida Int'l., 2007	87 Dinkins, Darnell (TE) . . . . .Pittsburgh, 2004-05
28 Baxter, Gary (DB) . . . . .Baylor, 2001-04	94 Douglas, Marques (DE) . . . . .Howard, 1999, 2001-04
76 Bernstein, Alex (OL) . . . . .Amherst, 1997	36 Dowden, Corey (DB) . . . . .Grambling, 1996
89 Bishop, Harold (TE) . . . . .Louisiana State, 1996	40 Edison, Pedro (TE) . . . . .E. Tenn. State, 2000
69 Blackshear, Jeff (G) . . . . .NE Louisiana, 1996-99	93 Edwards, Dwan (DT) . . . . .Oregon State, 2004-07
11 Blake, Jeff (QB) . . . . .East Carolina, 2002	8 Elling, Aaron (K) . . . . .Wyoming, 2005
74 Bobo, Orlando (OL) . . . . .NW Louisiana, 2000-01	72 Ellison, Atiyah (DT) . . . . .Missouri, 2006
7 Boller, Kyle (QB) . . . . .California, 2003-07	61 Elmore, John (OL) . . . . .Texas, 1997
70 Bolling, Nate (DT) . . . . .Wake Forest, 2003	85 Ethridge, Ray (WR) . . . . .Pasadena City, 1996-97
36 Booth, Isaac (DB) . . . . .California, 1996	29 Evans, Charles (FB) . . . . .Clark U. (Atl.), 1999-2000
58 Boulware, Peter (LB) . . . . .Florida St. 1997-2005	61 Everitt, Steve (C) . . . . .Michigan, 1996
24 Brady, Donny (DB) . . . . .Wisconsin, 1996-98	16 Figurs, Yamon (WR/RS) . . . . .Kansas St., 2007
22 Brew, Dorian (CB) . . . . .Kansas, 1996-97	8 Finnerty, Cullen (QB) . . . . .Grand Valley St., 2007
57 Brigance, O.J. (LB) . . . . .Rice, 2000	98 Fitch, Zarnell (DT) . . . . .TCU, 2007
45 Brightful, Lamont (RS) . . . . .E. Washington, 2002-03	62 Flynn, Mike (OL) . . . . .Maine, 1997-2007
16 Britton, Eddie (WR) . . . . .Central State (OH), 1997	71 Folau, Spencer (OT) . . . . .Idaho, 1996-2000
44 Brookins, Jason (RB) . . . . .Lane College, 2000-01	78 Footman, Dan (DL) . . . . .Florida State, 1996
77 Brooks, Ethan (OT) . . . . .Williams College, 2002-04	91 Fortune, Elliott (DL) . . . . .Georgia Tech, 1996
90 Brown, Cornell (LB) . . . . .VA Tech, 1997-2000; 2002-04	91 Franklin, Aubrayo (DT) . . . . .Tennessee, 2003-06
18 Brown, Curtis (WR) . . . . .Alabama, 1996	97 Frase, Paul (DE) . . . . .Syracuse, 1998
60 Brown, Jason (OL) . . . . .North Carolina, 2005-07	94 Frederick, Mike (DL) . . . . .Virginia, 1996-98
78 Brown, Orlando (OT) . . . . .S.C. St. 1996-98, 2003-05	26 Fuller, Corey (CB/S) . . . . .Florida State, 2003-04
54 Burgess, Prescott (LB) . . . . .Michigan, 2007	71 Gaither, Jared (T) . . . . .Maryland, 2007
90 Burnett, Rob (DE) . . . . .Syracuse, 1996-2001	35 Gardner, Carwell (FB) . . . . .Louisville, 1996
85 Burreough, Jonathan (TE) . . . . .New Mexico, 2001	62 Gash, Sam (FB) . . . . .Penn State, 2000-02
38 Butler, Robb (DB) . . . . .Robert Morris, 2005	44 Gaston, Willie (CB) . . . . .Houston, 2007
21 Byner, Earnest (RB) . . . . .East Carolina, 1996-97	61 Gibson, Gary (DT) . . . . .Rutgers, 2005
25 Byrdson, Shawn (DB) . . . . .Mississippi St., 2002	73 Goad, Tim (DT) . . . . .North Carolina, 1996
56 Caldwell, Mike (LB) . . . . .Middle Tenn. St., 1996	62 Gogan, Leo (OL) . . . . .Hawaii, 1997
22 Carter, Dale (DB) . . . . .Tennessee, 2004-05	50 Goganious, Keith (LB) . . . . .Penn State, 1996
10 Case, Stoney (QB) . . . . .New Mexico, 1999	76 Gordon, Amon (DT) . . . . .Stanford, 2007
65 Cavil, Ben (OL) . . . . .Oklahoma, 1997-98	34 Graham, Jay (RB) . . . . .Tennessee, 1997-99
65 Caylor, Drew (OL) . . . . .Stanford, 2005	18 Grbac, Elvis (QB) . . . . .Michigan, 2001
92 Chase, Martin (DT) . . . . .Oklahoma, 1998-99	86 Green, Eric (TE) . . . . .Liberty, 1996-98
65 Chester, Chris (G/C) . . . . .Oklahoma, 2006-07	95 Green, Howard (DT) . . . . .LSU, 2002
55 Clark, Sedric (LB) . . . . .Tulsa, 1996	33 Green, Justin (FB) . . . . .Montana, 2005-07
89 Clayton, Mark (WR) . . . . .Oklahoma, 2005-07	54 Green, Roderick (LB) . . . . .Central Missouri St., 2004-05
81 Coates, Ben (TE) . . . . .Livingstone, 2000	97 Gregg, Kelly (DL) . . . . .Oklahoma, 2000-07
53 Cody, Dan (LB/DE) . . . . .Oklahoma, 2005-07	59 Greisen, Nick (LB) . . . . .Wisconsin, 2007
63 Collins, Mike (G) . . . . .Wake Forest, 2002	66 Grubbs, Ben (G) . . . . .Auburn, 2007

## BALTIMORE RAVENS ALL-TIME ROSTER

58	Haley, Dennis (LB) . . . . .	Virginia, 2005-06
81	Hambrick, Kenyon (WR) . . . . .	Alabama A&M, 2001
4	Harbaugh, Jim (QB) . . . . .	Michigan, 1998
51	Harris, Bernardo (LB) . . . . .	N. Carolina, 2002-03
45	Harris, Corey (S) . . . . .	Vanderbilt, 1998-2001
67	Harrison, Chris (G) . . . . .	Virginia, 1999
48	Hartley, Frank (TE) . . . . .	Illinois, 1996
56	Hartwell, Edgerton (LB) . . . . .	Western Illinois, 2001-04
86	Heap, Todd (TE) . . . . .	Arizona State, 2001-07
70	Hellestrae, Dale (LS) . . . . .	So. Methodist, 2001
67	Hernandez, Adam (OL) . . . . .	Yale, 1998
20	Herring, Kim (S) . . . . .	Penn State, 1997-2000
33	Hoard, Leroy (RB) . . . . .	Michigan, 1996
33	Holmes, Priest (RB) . . . . .	Texas, 1997-2000
15	Horsely, Albert (WR) . . . . .	Delaware State, 2001
66	Hudson, John (LS) . . . . .	Auburn, 2000
33	Hughley, Delvin (CB) . . . . .	Jacks'ville St., 2001
23	Hunter, Dameon (RB) . . . . .	Utah, 2002
23	Hunter, Earnest (RB) . . . . .	S.E. Oklahoma, 1996
84	Hunter, Javin (WR) . . . . .	Notre Dame, 2002-03
80	Hymes, Randy (WR) . . . . .	Grambling St., 2002-05
64	Isaia, Sale (G) . . . . .	UCLA, 1996-98
87	Ismail, Qadry (WR) . . . . .	Syracuse, 1999-2001
35	Ivy, Corey (CB) . . . . .	Oklahoma, 2006-07
50	Jackson, Brad (LB) . . . . .	Cincinnati, 1998-2001
81	Jackson, Michael (WR) . . . . .	Southern Miss., 1996-98
25	Jenkins, DeRon (DB) . . . . .	Tennessee, 1996-99
6	Jenkins, J.R. (K) . . . . .	Marshall, 2002
55	Johnson, J.R. (LB) . . . . .	Syracuse, 2002
95	Johnson, Jarret (DE) . . . . .	Alabama, 2003-07
85	Johnson, Kevin (WR) . . . . .	Syracuse, 2004
83	Johnson, Patrick (WR) . . . . .	Oregon, 1998-2001, 2004-05
83	Johnson, Ron (WR) . . . . .	Minnesota, 2002-03
50	Johnson, Tim (LB) . . . . .	Youngstown State, 2001, 06
91	Jones, Edgar (LB) . . . . .	SE Missouri St., 2007
97	Jones, James (DL) . . . . .	Northern Iowa, 1996-98
88	Jones, John (TE) . . . . .	Indiana (PA), 2000-03
31	Jones, Rondell (S) . . . . .	North Carolina, 1997
82	Jones, Terry (TE) . . . . .	Alabama, 2002-05
66	Jones, Tony (OT) . . . . .	Western Carolina, 1996
70	Katula, Matt (LS) . . . . .	Wisconsin, 2005-07
92	Kemoatu, Maake (DT) . . . . .	Utah, 2002-05
12	Kight, Danny (K) . . . . .	Augusta State, 2001
88	Kinchen, Brian (TE) . . . . .	Louisiana St., 1996-98
34	Knight, Tom (CB) . . . . .	Iowa, 2002-03
4	Koch, Sam (P) . . . . .	Nebraska, 2006-07
57	Kopp, Jeff (LB) . . . . .	USC, 1998, 1999
74	Kralick, Mike (OT) . . . . .	San Diego State, 2006-07
37	Lake, Carnell (S) . . . . .	UCLA, 2001
26	Landry, Dawan (S) . . . . .	Georgia Tech, 2006-07
38	Langham, Antonio (DB) . . . . .	Alabama, 1996-97
42	LeBel, Harper (TE) . . . . .	Colorado State, 1998
31	Lewis, Jamal (RB) . . . . .	Tenn., 2000-06
84	Lewis, Jermaine (WR) . . . . .	Maryland, 1996-01
52	Lewis, Ray (LB) . . . . .	Miami 1996-07
61	Lindsay, Everett (OL) . . . . .	Mississippi, 1999
5	Lloyd, Rhys (K) . . . . .	Minnesota, 2007
50	Lopez, Nicholas (LB) . . . . .	Texas Southern, 1997
35	Love, Clarence (DB) . . . . .	Toledo, 1999&2000
6	Lucas, Ray (QB) . . . . .	Rutgers, 2003
39	Luchey, Nick (FB) . . . . .	Miami, 2006
95	Lyle, Rick (DL) . . . . .	Missouri, 1996
29	Lyons, Lamar (DB) . . . . .	Washington, 1997
59	Maese, Joe (LS) . . . . .	New Mexico, 2001-04
29	Martin, Derrick (CB) . . . . .	Wyoming, 2006-07
85	Mason, Derrick (WR) . . . . .	Michigan State, 2005-07
21	McAlier, Chris (CB) . . . . .	Arizona, 1999-2007
37	McClain, Le'Ron (FB) . . . . .	Alabama, 2007
54	McCloud, Tyrus (LB) . . . . .	Louisville, 1997-98
99	McCrary, Michael (DE) . . . . .	Wake Forest, 1997-2002
58	McCune, Robert (LB) . . . . .	Louisville, 2007
23	McGahee, Willis (RB) . . . . .	Miami, 2007
9	McNair, Steve (QB) . . . . .	Alcorn State, 2006-07
21	Metcalf, Eric (DB) . . . . .	Texas, 1996-98
97	Missouri, Dwayne (DE) . . . . .	Northwestern, 2001
42	Mitchell, Anthony (DB) . . . . .	Tuskegee, 1999-2002
60	Mitchell, Jeff (C) . . . . .	Florida, 1997-2000
19	Mitchell, Scott (QB) . . . . .	Utah, 1999
9	Montgomery, Greg (P) . . . . .	Michigan State, 1996-97
84	Moore, Clarence (WR) . . . . .	Northern Arizona, 2004-06
27	Moore, Stevon (S) . . . . .	Mississippi, 1996-99
33	Morris, Byron <i>Bam</i> (RB) . . . . .	Tex. Tech, 1996-97
33	Morrow, Harold (FB) . . . . .	Auburn, 2003-04
27	Mouton, Cash (CB) . . . . .	LA-Monroe, 2005
34	Mughelli, Ovie (FB) . . . . .	Wake Forest, 2003-06
64	Mulitalo, Edwin (G) . . . . .	Arizona, 1999-2006
16	Murphy, Nick (P) . . . . .	Arizona St., 2004
11	Nash, Marcus (WR) . . . . .	Tennessee, 1999-2000
63	Ndukwe, Ikechuku (G) . . . . .	Northwestern, 2006-07
6	Nedney, Joe (K) . . . . .	San Jose St., 1999
56	Nelson, Jim (LB) . . . . .	Penn State, 2005
67	Neujahr, Quentin (C) . . . . .	Kansas State, 1996-97
92	Ngata, Haloti (NT) . . . . .	Oregon, 2006-07
82	Nordin, Jake (TE) . . . . .	No. Illinois, 2007
42	Norton, Zach (CB) . . . . .	Cincinnati, 2004-05
95	Nugent, Dave (DE) . . . . .	Purdue, 2002
89	Ofofiele, A.J. (TE) . . . . .	Missouri, 1996-99
87	Ogden, Jeff (WR) . . . . .	Eastern Washington, 1996-99
75	Ogden, Jonathan (OT) . . . . .	UCLA, 1996-2007
25	Oglesby, Evan (CB) . . . . .	North Alabama, 2005-06
56	Olsavsky, Jerry (LB) . . . . .	Pittsburgh, 1998
6	Otis, Scott (QB) . . . . .	Glennville St. (WV), 1996
72	Parker, J'Vonne (DT) . . . . .	Rutgers, 2007
91	Parker, Riddick (DE) . . . . .	N. Carolina, 2002-03
79	Pashos, Tony (OT) . . . . .	Illinois, 2003-06
59	Payne, Rod (C) . . . . .	Michigan, 2000
25	Perryman, Raymond (S) . . . . .	No. Arizona, 2002
53	Peters, Tyrell (LB) . . . . .	Oklahoma, 1997-99
81	Pierce, Aaron (TE) . . . . .	Washington, 1999
24	Pittman, David (CB) . . . . .	Northwestern St, 2006-07
98	Pleasant, Anthony (DE) . . . . .	Tennessee St., 1996
43	Poindexter, Anthony (S) . . . . .	Virginia, 1999-2000

## BALTIMORE RAVENS ALL-TIME ROSTER

50 Polley, Tommy (LB) . . . . . Florida State, 2005	70 Swayne, Harry (OL) . . . . . Rutgers, 1999-2000
24 Porter, Alvin (DB) . . . . . Oklahoma St., 2001-02	88 Sypniewski, Quinn (TE) . . . . . Colorado, 2006-07
42 Potts, Roosevelt (FB) . . . . . N.E. Louisiana, 1998	63 Szalay, Thatcher (C) . . . . . Montana, 2005
76 Powell, Carl (DE) . . . . . Louisville, 2000	22 Tate, Robert (CB) . . . . . Cincinnati, 2002
59 Powell, Craig (LB) . . . . . Ohio State, 1996	29 Taylor, Chester (RB) . . . . . Toledo, 2002-05
27 Prude, Ronnie (CB) . . . . . Louisiana St., 2006-07	92 Taylor, Leland (DL) . . . . . Louisville, 1997
90 Pryce, Trevor (DT) . . . . . Clemson, 2006-07	54 Taylor, Shannon (LB) . . . . . Virginia, 2001-02
80 Purnell, Lovett (TE) . . . . . West Virginia, 1999	89 Taylor, Travis (WR) . . . . . Florida, 2000-04
61 Rabach, Casey (C/G) . . . . . Wisc., 2001-04	78 Terry, Adam (OT) . . . . . Syracuse, 2005-07
7 Redman, Chris (QB) . . . . . Louisville, 2000-03	12 Testaverde, Vinny (QB) . . . . . Miami, 1996-97
33 Redmon, Tellis (RB) . . . . . Minnesota, 2002	96 Thomas, Adalius (DE/LB) . . So. Miss., 2000-06
20 Reed, Ed (S) . . . . . Miami, 2002-07	72 Thomas, Benard (DE) . . . . . Nebraska, 2005
32 Rhett, Errict (RB) . . . . . Florida, 1998-99	65 Thomas, Jason (G) . . . . . Hampton, 2001-03
39 Richard, Alan (FB) . . . . . N.E. LA, 2000-05	37 Thompson, Bennie (DB) . . . . . Grambling, 1996-99
5 Richardson, Kyle (P) . . . . . Arkansas State, 1998-2001	16 Thompson, Germany (WR) . . . . . New Mexico, 2000
14 Richardson, Wally (QB) . . . . . Penn State, 1997-98	38 Trapp, James (DB) . . . . . Clemson, 1999-2002
9 Richey, Wade (K) . . . . . Louisiana State, 2003-04	29 Turner, Eric (DB) . . . . . UCLA, 1996
69 Rimpf, Brian (G) . . . . . E. Carolina, 2004-06	87 Turner, Floyd (WR) . . . . . Northwestern St. (LA), 1996-98
30 Robertson, Rob (FB) . . . . . Northwestern St. (LA), 1998	77 Vickers, Kipp (OL) . . . . . Miami, 2000-01
61 Robinson, Kareem (DE) . . . . . Tenn.-Chattanooga, 1998	80 Vickers, Lee (TE) . . . . . No. Alabama, 2007
87 Robinson, Marcus (WR) . . . . . So. Carolina, 2003	68 Vincent, Keydrick (G) . . . . . Miss., 2005-06
83 Roe, James (WR) . . . . . Norfolk State, 1996-98	44 Vinson, Tony (RB) . . . . . Towson, 1997-99
22 Rolle, Samari (CB) . . . . . Florida State, 2005-07	33 Waddell, Reggie (DB) . . . . . W. Illinois, 2001
40 Ross, Cory (RB) . . . . . Nebraska, 2006-07	82 Wainwright, Frank (TE) . . N. Colorado 1999-2000
95 Salave'a, Joe (DT) . . . . . Arizona, 2003	38 Walls, Raymond (CB) . . . . . So. Miss., 2003-04
36 Sams, B.J. (DB/RS) . . . . . McNeese St., 2004-07	46 Ward, B.J. (S) . . . . . Florida State, 2005
37 Sanders, Deion (CB) . . . . . Florida State, 2004-05	95 Ward, Chris (DL) . . . . . Kentucky, 1997
81 Sanders, Frank (WR) . . . . . Auburn, 2003	85 Ward, Dedric (WR/RS) . . . . . No. Iowa, 2003
42 Sapp, Gerome (S) . . . . . Notre Dame, 2003, 2006-07	93 Washington, Keith (DE) . . . . . UNLV, 1997-2000
80 Savoy, Phil (WR) . . . . . Colorado, 1998	98 Weaver, Anthony (DE) . . . . . Notre Dame, 2002-05
57 Scott, Bart (LB) . . . . . Southern Illinois, 2002-07	79 Webster, Larry (DL) . . . . . Maryland, 1996-2001
72 Searcy, Leon (T) . . . . . Miami (FL), 2001	30 White, Jamel (RB) . . . . . South Dakota, 2004-05
93 Sears, Corey (DL) . . . . . Mississippi State, 1996	83 Wilcox, Daniel (TE) . . . . . Appalachian St., 2004-07
82 Sharpe, Shannon (TE) . . . . . Savannah St., 2000-01	54 Wilkinson, Calvin (LB) . . . . . Temple, 2000
55 Sharper, Jamie (LB) . . . . . Virginia, 1997-2001	80 Williams, Calvin (WR) . . . . . Purdue, 1996
87 Singleton, Nate (WR) . . . . . Grambling, 1997	49 Williams, Chad (S) . . . . . So. Mississippi, 2002-05
98 Siragusa, Tony (DT) . . . . . Pittsburgh, 1997-2001	87 Williams, Demetrius (WR) . . . . . Oregon, 2006-07
53 Slaughter, T.J. (LB) . . . . . So. Mississippi, 2003-04	76 Williams, Erik (OL) . . . . . Central St. (OH), 2001
96 Smith, Fernando (DE) . . . . . Jackson State, 1999	57 Williams, Jerroll (LB) . . . . . Purdue, 1996
73 Smith, Lawrence (T) . . . . . Tennessee St., 2002	36 Williams, John (CB) . . . . . Southern, 1997-98
51 Smith, Mike (LB) . . . . . Texas Tech, 2005-07	23 Williams, Moe (RB) . . . . . Kentucky, 2001
32 Smith, Musa (RB) . . . . . Georgia, 2003-07	72 Williams, Sammy (OL) . . . . . OK, 1998-2001
88 Smith, Trent (TE) . . . . . Oklahoma, 2003-04	63 Williams, Wally (OL) . . . . . Florida A&M, 1996-98
10 Smith, Troy (QB) . . . . . Ohio State, 2007	17 Willis, Matt (WR) . . . . . UCLA, 2007
43 Solwold, Mike (LB) . . . . . Wisconsin, 2003-04	28 Winborne, Jemaine (DB) . . . . . Virginia, 2005-07
14 St. Pierre, Brian (QB) . . . . . Boston College, 2005	59 Woodfin, Zac (LB) . . . . . Ala.-Birmingham, 2005
11 Stark, Jon (QB) . . . . . Trinity Int'l., 1996	26 Woodson, Rod (CB/S) . . . . . Purdue, 1998-2001
22 Starks, Duane (CB) . . . . . Miami, 1998-2001	2 Wright, Anthony (QB) . . . . . S. Carolina, 2002-05
41 Staten, Ralph (S) . . . . . Alabama, 1997-98	85 Wynn, Milton (WR) . . . . . Washington State, 2002
10 Stewart, Kordell (QB) . . . . . Colorado, 2004-05	73 Yanda, Marshal (G/T) . . . . . Iowa, 2007
56 Stills, Gary (LB) . . . . . West Virginia, 2006-07	80 Yarborough, Ryan (WR) . . . . . Wyoming, 1997-98
80 Stokley, Brandon (WR) . . . . . SW Louisiana, 1999-2002	15 Zastudil, Dave (P) . . . . . Ohio University, 2002-05
3 Stover, Matt (PK) . . . . . LA Tech, 1996-2007	10 Zeier, Eric (QB) . . . . . Georgia, 1996-98
55 Suggs, Terrell (LB) . . . . . Arizona State, 2003-07	70 Zielinski, Matt (DT) . . . . . Duke, 2004
54 Sutter, Ed (LB) . . . . . Northwestern, 1996	63 Zitelli, Emmett (C) . . . . . Purdue, 1999

The all-time alphabetical roster (above) lists the last-known jersey number worn by a Baltimore Ravens' player. The above roster includes every year a player was on the team, whether active, IR, Pup list, et al. The all-time numerical roster on the following 3 pages lists all of the jersey numbers worn by a Baltimore Ravens' player. An example would be DT Kelly Gregg who has worn both 73 and 97 jerseys.



# RAVENS ALL-TIME ROSTER BY JERSEY NO.

<b>1 Cunningham, Randall .QB</b>	Rolle, Samari . . . . . CB	Love, Clarence . . . . . DB
<b>2 Wright, Anthony . . . . QB</b>	Starks, Duane . . . . . CB	Waddell, Reggie . . . . . DB
<b>3 Stover, Matt . . . . . PK</b>	Tate, Robert . . . . . CB	<b>36 Booth, Isaac . . . . . DB</b>
<b>4 Harbaugh, Jim . . . . . QB</b>	<b>23 Baldwin, Randy . . . . RB</b>	Dowden, Corey . . . . . DB
Koch, Sam . . . . . P	Cotton, Kenyon . . . . . FB	Sams, B.J. . . . . DB/RS
<b>5 Richardson, Kyle . . . . P</b>	Hunter, Dameon . . . . RB	Williams, John . . . . . CB
<b>6 Jenkins, J.R. . . . . K</b>	Hunter, Earnest . . . . RB	<b>37 Lake, Carnell . . . . . S</b>
Nedney, Joe . . . . . K	McGahee, Willis . . . . RB	McClain, Le'Ron . . . . . FB
Otis, Scott . . . . . QB	Williams, Moe . . . . . RB	Sanders, Deion . . . . . CB
<b>7 Boller, Kyle . . . . . QB</b>	Winborne, Jamaine . . . DB	Thompson, Bennie . . . . DB
Redman, Chris . . . . . QB	<b>24 Brady, Donny . . . . . DB</b>	Waddell, Reggie . . . . . DB
<b>8 Boller, Kyle . . . . . QB</b>	Carter, Dale . . . . . CB	<b>38 Anderson, Mike . . . . RB</b>
Dilfer, Trent . . . . . QB	Pittman, David . . . . . CB	Butler, Robb . . . . . DB
Elling, Aaron . . . . . K	Porter, Alvin . . . . . DB	Langham, Antonio . . . . . DB
Finnerty, Cullen . . . . . QB	<b>25 Jenkins, DeRon . . . . DB</b>	Trapp, James . . . . . DB
<b>9 McNair, Steve . . . . . QB</b>	Love, Clarence . . . . . DB	Walls, Raymond . . . . . CB
Montgomery, Greg . . . . P	Oglesby, Evan . . . . . CB	<b>39 Luchs, Nick . . . . . FB</b>
Richey, Wade . . . . . K	<b>26 Fuller, Corey . . . . . CB/S</b>	Ricard, Alan . . . . . FB
<b>10 Case, Stoney . . . . . QB</b>	Holmes, Priest . . . . . RB	<b>40 Cotton, Kenyon . . . . FB</b>
Smith, Troy . . . . . QB	Landry, Dawan . . . . . S	Edison, Pedro . . . . . TE
Stewart, Kordell . . . . . QB	Woodson, Rod . . . . . CB/S	Ross, Cory . . . . . RB
Zeier, Eric . . . . . QB	<b>27 Moore, Stevon . . . . . S</b>	<b>41 Staten, Ralph . . . . . S</b>
<b>11 Blake, Jeff . . . . . QB</b>	Mouton, Cash . . . . . CB	<b>42 Brew, Dorian . . . . . DB</b>
Darling, Devard . . . . . WR	Prude, Ronnie . . . . . CB	Mitchell, Anthony . . . . . DB
Johnson, Patrick . . . . . WR	Sapp, Jerome . . . . . S	Norton, Zach . . . . . CB
Nash, Marcus . . . . . WR	<b>28 Baxter, Gary . . . . . DB</b>	Potts, Roosevelt . . . . . FB
Stark, Jon . . . . . QB	McAlister, Chris . . . . . CB	Sapp, Jerome . . . . . S
Stokley, Brandon . . . . . WR	Winborne, Jamaine . . . DB	<b>43 Adams, Vashone . . . . S</b>
<b>12 Abney, Derek . . . . WR/RS</b>	<b>29 Allen, Terry . . . . . RB</b>	Poindexter, Anthony . . . . S
Banks, Tony . . . . . QB	Evans, Charles . . . . . FB	Solwold, Mike . . . . . LS
Kight, Danny . . . . . K	Lyons, Lamar . . . . . DB	<b>44 Brookins, Jason . . . . RB</b>
St. Pierre, Brian . . . . . QB	Martin, Derrick . . . . . CB	Gaston, Willie . . . . . CB
Testaverde, Vinny . . . . QB	Taylor, Chester . . . . . RB	Vinson, Tony . . . . . RB
<b>13 Davis, Billy . . . . . WR</b>	Turner, Eric . . . . . DB	Wilcox, Daniel . . . . . TE
<b>14 Anderson, Derek . . . . QB</b>	<b>30 Ayanbadejo, Obafemi . . FB</b>	<b>45 Brightful, Lamont . . . RS</b>
Richardson, Wally . . . . QB	Daniel, Eugene . . . . . CB	Harris, Corey . . . . . S
St. Pierre, Brian . . . . . QB	Daniels, P.J. . . . . RB	<b>46 Ward, B.J. . . . . S</b>
Stokely, Brandon . . . . . WR	Robertson, Rob . . . . . FB	<b>47 Demps, Will . . . . . S</b>
<b>15 Armour, Justin . . . . WR</b>	White, Jamel . . . . . RB	Hunter, Javin . . . . . WR/CB
Horsey, Albert . . . . . WR	<b>31 Jones, Rondell . . . . . S</b>	Jones, John . . . . . TE
Zastudil, Dave . . . . . P	Lewis, Jamal . . . . . RB	<b>48 Hartley, Frank . . . . . TE</b>
<b>16 Britton, Eddie . . . . . WR</b>	<b>32 Gash, Sam . . . . . FB</b>	Johnson, Tim . . . . . LB
Figuers, Yamon . . . . . WR/RS	Rhett, Errict . . . . . RB	Purnell, Lovett . . . . . TE
Moore, Clarence . . . . . WR	Smith, Musa . . . . . RB	<b>49 Collins, Ryan . . . . . TE</b>
Thompson, Germany . . . . WR	<b>33 Green, Justin . . . . . FB</b>	Williams, Chad . . . . . S
Wynn, Milton . . . . . WR	Hoard, Leroy . . . . . RB	Edison, Pedro . . . . . TE
<b>17 Willis, Matt . . . . . WR</b>	Holmes, Priest . . . . . RB	<b>50 Barnes, Antwan . . . . LB</b>
<b>18 Brown, Curtis . . . . . WR</b>	Hughley, Delvin . . . . . CB	Goganious, Keith . . . . . LB
Grbac, Elvis . . . . . QB	Morris, Byron <i>Bam</i> . . . . RB	Jackson, Brad . . . . . LB
<b>19 Mitchell, Scott . . . . . QB</b>	Morrow, Harold . . . . . FB	Johnson, Tim . . . . . LB
<b>20 Herring, Kim . . . . . S</b>	Waddell, Reggie . . . . . DB	Lopez, Nicholas . . . . . LB
Reed, Ed . . . . . S	<b>34 Graham, Jay . . . . . RB</b>	Polley, Tommy . . . . . LB
<b>21 Byner, Earnest . . . . . RB</b>	Knight, Tom . . . . . CB	<b>51 Brown, Cornell . . . . . LB</b>
McAlister, Chris . . . . . CB	Mughelli, Ovie . . . . . FB	Croel, Mike . . . . . LB
Metcalf, Eric . . . . . RB	Ross, Cory . . . . . RB	Harris, Bernardo . . . . . LB
Williams, John . . . . . CB	Williams, John . . . . . CB	Smith, Mike . . . . . LB
<b>22 Brew, Dorian . . . . . DB</b>	<b>35 Bailey, Robert . . . . . DB</b>	<b>52 Lewis, Ray . . . . . LB</b>
Carter, Dale . . . . . DB	Gardner, Carwell . . . . . FB	<b>53 Cody, Dan . . . . . LB/DE</b>
Knight, Tom . . . . . CB	Ivy, Corey . . . . . CB	Daniels, Dexter . . . . . LB

PLAYERS • 2007 REVIEW • HISTORY • RECORDS • GAME DAY

# RAVENS ALL-TIME ROSTER BY JERSEY NO.

Peters, Tyrell . . . . . LB	Hellestrae, Dale . . . . . LS	Darling, Devard . . . . . WR
Slaughter, T.J. . . . . LB	Jones, Tony . . . . . OT	Hambrick, Kenyon . . . . WR
<b>54 Burgess, Prescott . . . . LB</b>	<b>67 Hernandez, Adam . . . . OL</b>	Hymes, Randy . . . . . WR
Green, Roderick . . . . . LB	Neujahr, Quentin . . . . . C	Jackson, Michael . . . . . WR
Johnson, Tim . . . . . LB	<b>68 Vincent, Keydrick . . . . G</b>	Moore, Clarence . . . . . WR
McCloud, Tyrus . . . . . LB	<b>69 Blackshear, Jeff . . . . . G</b>	Pierce, Aaron . . . . . TE
Sutter, Ed . . . . . LB	Franklin, Aubrayo . . . . . DT	<b>82 Alexander, Derrick . . WR</b>
Taylor, Shannon . . . . . LB	Rimpf, Brian . . . . . G	Jones, Terry . . . . . TE
Wilkinson, Calvin . . . . . LB	<b>70 Arvie, Herman . . . . . OL</b>	LeBel, Harper . . . . . TE
<b>55 Clark, Sedric . . . . . LB</b>	Katula, Matt . . . . . LS	Nordin, Jake . . . . . TE
Johnson, J.R. . . . . LB	Nugent, Dave . . . . . DT	Sanders, Frank . . . . . WR
Sharper, Jamie . . . . . LB	Swayne, Harry . . . . . OL	Sharpe, Shannon . . . . . TE
Suggs, Terrell . . . . . LB	Zielinski, Matt . . . . . DT	Wainwright, Frank . . . . TE
<b>56 Caldwell, Mike . . . . . LB</b>	<b>71 Foula, Spencer . . . . . OT</b>	<b>83 Johnson, Patrick . . . . WR</b>
Davis, Anthony . . . . . LB	Gaither, Jared . . . . . OT	Johnson, Ron . . . . . WR
Haley, Dennis . . . . . LB	<b>72 Cook, Damion . . . . . OT</b>	Roe, James . . . . . WR
Hartwell, Edgerton . . . . LB	Dafney, Bernard . . . . . OL	Wilcox, Daniel . . . . . TE
Nelson, Jim . . . . . LB	Ellison, Atiyah . . . . . DT	<b>84 Hunter, Javin . . . . WR/CB</b>
Olsavsky, Jerry . . . . . LB	Parker, J'vonne . . . . . DT	Lewis, Jermaine . . . . WR/KR
Stills, Gary . . . . . LB	Searcy, Leon . . . . . OT	Mason, Derrick . . . . . WR
<b>57 Brigance, O.J. . . . . LB</b>	Thomas, Benard . . . . . DE	Moore, Clarence . . . . . WR
Kopp, Jeff . . . . . LB	Williams, Sammy . . . . . OL	Purnell, Lovett . . . . . TE
Scott, Bart . . . . . LB	<b>73 Goad, Tim . . . . . DT</b>	Savoy, Phil . . . . . WR
Williams, Jerroll . . . . . LB	Gregg, Kelly . . . . . DT	Williams, Calvin . . . . . WR
<b>58 Boulware, Peter . . . . . LB</b>	Yanda, Marshal . . . . . G/T	Wynn, Milton . . . . . WR
Haley, Dennis . . . . . LB	<b>74 Atkins, James . . . . . OL</b>	Yarborough, Ryan . . . . WR
McCune, Robert . . . . . LB	Kracalik, Mike . . . . . OT	<b>85 Burrough, Jonathan . . TE</b>
<b>59 Greisen, Nick . . . . . LB</b>	Bobo, Orlando . . . . . OL	DeLong, Greg . . . . . HB
Maese, Joe . . . . . LS	Webster, Larry . . . . . DT	Ethridge, Ray . . . . . WR
Payne, Rod . . . . . C	Williams, Larry . . . . . DT	Green, Eri . . . . . TE
Powell, Craig . . . . . LB	<b>75 Ogen, Jonathan . . . . . OT</b>	Johnson, Kevin . . . . . WR
Woodfin, Zac . . . . . LB	<b>76 Bernstein, Alex . . . . . OL</b>	Johnson, Patrick . . . . . WR
<b>60 Brown, Jason . . . . . OL</b>	Gordon, Amon . . . . . DT	Jones, John . . . . . TE
DeVries, Jed . . . . . OL	Johnson, Jarret . . . . . DE	Mason, Derrick . . . . . WR
Mitchell, Jeff . . . . . C	Powell, Carl . . . . . DE	<b>86 Davis, Billy . . . . . WR</b>
<b>61 Elmore, John . . . . . OL</b>	Robinson, Kareem . . . . DE	DeLong, Greg . . . . . HB
Everitt, Steve . . . . . C	Williams, Erik . . . . . OL	Ethridge, Ray . . . . . WR
Gibson, Gary . . . . . DT	<b>77 Brooks, Ethan . . . . . OT</b>	Green, Eric . . . . . TE
Lindsay, Everett . . . . . OL	Brown, Orlando . . . . . OL	Heap, Todd . . . . . TE
Rabach, Casey . . . . . C/G	Vickers, Kipp . . . . . OL	<b>87 Dinkins, Darnell . . . . TE</b>
Robinson, Kareem . . . . . DE	<b>78 Brown, Orlando . . . . . OT</b>	Ismail, Qadry . . . . . WR
<b>62 Flynn, Mike . . . . . OL</b>	Fitzpatrick, Larry . . . . . DT	Ogen, Jeff . . . . . WR
Goas, Leo . . . . . OL	Footman, Dan . . . . . DL	Robinson, Marcus . . . . WR
<b>63 Collins, Mike . . . . . G</b>	Terry, Adam . . . . . OT	Singleton, Nate . . . . . WR
Ndukwe, Ikechuku . . . . . G	Williams, Sammy . . . . . OL	Turner, Floyd . . . . . WR
Szalay, Thatcher . . . . . C	<b>79 Pashos, Tony . . . . . OT</b>	Williams, Demetrius . . . WR
Williams, Wally . . . . . OL	Webster, Larry . . . . . DL	<b>88 Armour, Justin . . . . . WR</b>
Zitelli, Emmett . . . . . C	<b>80 Bannister, Alex . . . . . WR</b>	Jones, John . . . . . TE
<b>64 Isaia, Sale . . . . . G</b>	Bishop, Harold . . . . . TE	Kinchen, Brian . . . . . TE
Mulitalo, Edwin . . . . . G	Hymes, Randy . . . . . WR	Sypniewski, Quinn . . . . TE
<b>65 Cavil, Ben . . . . . OL</b>	Purnell, Lovett . . . . . TE	Smith, Trent . . . . . TE
Caylor, Drew . . . . . OL	Sanders, Frank . . . . . WR	Turner, Floyd . . . . . WR
Chester, Chris . . . . . OL	Savoy, Phil . . . . . WR	Wainwright, Frank . . . . TE
Thomas, Jason . . . . . G	Stokley, Brandon . . . . . WR	<b>89 Bishop, Harold . . . . . TE</b>
<b>66 Anderson, Bennie . . . . OL</b>	Vickers, Lee . . . . . TE	Clayton, Mark . . . . . WR
Grubbs, Ben . . . . . G	Williams, Calvin . . . . . WR	Ofodile, A.J. . . . . TE
Hudson, John . . . . . LS	Yarborough, Ryan . . . . WR	Taylor, Travis . . . . . WR
Bolling, Nate . . . . . DT	<b>81 Coates, Ben . . . . . TE</b>	Williams, Calvin . . . . . WR

## RAVENS ALL-TIME ROSTER BY JERSEY NO.

<b>90 Brown, Cornell</b> .....LB	<b>93 Edwards, Dwan</b> .....DT	Salave'a, Joe ..... DT
Burnett, Rob .....DE	Sears, Corey .....DL	Ward, Chris ..... DL
Pryce, Trevor .....DT	Washington, Keith .....DE	<b>96 Smith, Fernando</b> ....DE
<b>91 Dalton, Lionel</b> ..... DT	<b>94 Bannan, Justin</b> .....DT	Thomas, Adalius ...DE/LB
Fortune, Elliott .....DL	Douglas, Marques .....DL	<b>97 Frase, Paul</b> .....DE
Franklin, Aubrayo ....DT	Frederick, Mike .....DL	Gregg, Kelly ..... DT
Jones, Edgar .....LB	Zielinski, Matt .....DT	Jones, James ..... DL
Parker, Riddick .....DE	<b>95 Adams, Sam</b> .....DT	Missouri, Dwayne ....DE
<b>92 Chase, Martin</b> .....DT	Frase, Paul .....DE	<b>98 Pleasant, Anthony</b> ..DE
Kemoeatu, Maake ....DT	Green, Howard ..... DT	Siragusa, Tony .....DT
Lyle, Rick .....DL	Johnson, Jarret ..... OLB	Weaver, Anthony ..... DE
Ngata, Haloti .....NT	Nugent, Dave .....DE	<b>99 McCrary, Michael</b> ..DE
Taylor, Leland .....DL		

### RAVENS DRAFT SUCCESS

Led by GM Ozzie Newsome, the Ravens have an impressive tradition of discovering NFL talent from the collegiate ranks. Based on rosters from Week 1 of the 2007 season, since 1996, Ravens have drafted the highest percentage (68.6) of players on NFL rosters, and, in addition, claim the highest percentage of players drafted dating back to 1999 on their own roster.

#### BEST PERCENTAGE OF PLAYERS DRAFTED SINCE 1999 (ON A 2007 NFL ROSTER)

TEAMS	DRAFTED	ON NFL ROSTERS	Pct.
1. Baltimore	70	48	68.6
2. New York Jets	66	44	66.7
3. Indianapolis	72	46	63.9
4. New York Giants	67	40	59.7
5. New Orleans	61	36	59.0

#### BEST PERCENTAGE OF PLAYERS DRAFTED SINCE 1999 (ON TEAM'S OWN 2007 ROSTER)

TEAMS	DRAFTED	ON 2007 ROSTER	Pct.
1. Baltimore	70	33	47.1
2. Cincinnati	72	32	44.4
3. Jacksonville	82	36	43.9
4. San Diego	71	31	43.7
5. Carolina	69	30	43.5

The Ravens have had 21 different players earn Pro Bowl honors since the team's inception in 1996. Of those 21 selections, 11 are homegrown players (10 drafted by Baltimore, and one as a rookie free agent.) In 2007, when the Ravens had 4 Pro Bowlers (Ray Lewis, Willie Gayle, Jonathan Ogden and Ed Reed), Ray Lewis was the only player not to have started his career as a Raven.

#### RAVENS HOMEGROWN PRO BOWLERS

YEARS DRAFTED	NAME	PRO BOWLS
1996	Jonathan Ogden*	11
1996	Ray Lewis*	9
1997	Peter Boulware	4
2002	Ed Reed*	4
1999	Chris McAlister	3
1996	Jermaine Lewis	2
2000	Adalius Thomas	2
2001	Todd Heap	2
2003	Terrell Suggs	2
2000	Jamal Lewis	1
2002	Bart Scott#	1

# signed as an undrafted rookie free agent

\*2007 Pro Bowler

## ALL-TIME DRAFT CHOICES

### 1996

1a (4) **Ogden, Jonathan** (OL) UCLA; 1b (26) **Lewis, Ray** (LB) Miami (FL), Choice from SF along with 49ers 1995 1st, 3rd and 4th-(from KC) round picks for Cle. 1995 1st-round pick (obtained from Atl. for RB **Eric Metcalf** and Cle. original 1995 1st-round pick); 2a. Choice to TB for TE **Harold Bishop**; 2b (55) **Jenkins, DeRon** (CB) Tennessee, choice from Den. for 1996 3rd, 4th and 7th-round picks; 3 Choice to Den.; 4 Choice to Den.; 5a. Choice to NO for DB **Reginald Jones**; 5b (153) **Lewis, Jermaine** (WR) Maryland, choice from Atl. for G **Gene Williams**; 5c Choice (obtained from Phi. to Dal. for 1997 4th-round pick); 6a (172) **Daniels, Dexter** (LB) Florida; 6b (186) **Roe, James** (WR) Norfolk State, Choice from Jax. (supplemental) along with Jaguars 1995 5th-round pick for Cle. 1995 4th-round pick; 7a Choice to Den.; 7b (238) **Stark, Jon** (QB) Trinity International (Ill.), Choice from Phi. for DL **Ronnie Dixon**.

### 1997

1 (4) **Boulware, Peter** (LB) Florida State; 2a (34) **Sharper, Jamie** (LB) Virginia; 2b (58) **Herring, Kim** (S) Penn State, choice from Den. for T **Tony Jones**; 3 (64) **Graham, Jay** (RB) Tennessee; 4a. Choice to Atl. through Sea. for G **Jeff Blackshear**; 4b (118) **McCloud, Tyrus** (LB) Louisville, choice from Dal. for 1996 5th-round pick (obtained from Phi.); 5 (134) **Mitchell, Jeff** (C) Florida; 6a (167) **Lee, Steve** (FB) Indiana; 6b (194) **Brown, Cornell** (LB) Virginia Tech, compensatory; 7a (205) **Ward, Chris** (DE) Kentucky; 7b (234) **Richardson, Wally** (QB) Penn State, compensatory; 7c (236) **Staten, Ralph** (S) Alabama, compensatory; 7d (238) **Taylor, Leland** (DT) Louisville, compensatory.

### 1998

1 (10) **Starks, Duane** (CB) Miami (Fla.); 2 (42) **Johnson, Patrick** (WR) Oregon; 3 Choice along with 1998 4th-round pick to Ind. for QB **Jim Harbaugh** and Colts 1998 4th-round pick; 4a Choice (from Ind.) to Ind. for 1998 4th, 5th and 6th-round picks; 4b To TB for 1999 3rd-round pick; 5a (124) (from Ind.) **Chase, Martin** (DT) Oklahoma; 5b (133) **Sutter, Ryan** (S) Colorado; 6a (154) (from Ind.) **Rogers, Ron** (LB) Georgia Tech; 6b (164) **Williams, Sammy** (OT) Oklahoma; 7a Choice to Atl. through Pit. for OL **Bernard Dafney**; 7b (241) **Quayle, Cam** (TE) Weber State, compensatory.

### 1999

1 (10) **McAlister, Chris** (CB) Arizona; 2 Choice to Atl. for Atl. 2000 1st-round pick; 3 Choice to Det. along with conditional 2000 5th-round pick for QB **Scott Mitchell**; 4a (105) **Stokley, Brandon** (WR) SW Louisiana; 4b (129) **Mulitalo, Edwin** (OL) Arizona; 5 Choice to STL along with 2000 7th-round pick for QB **Tony Banks**; 6a Choice to NE for TE **Lovett Purnell**; 6b Choice (from TB) to Min. for OL **Everett Lindsay**; 7 (216) **Poindexter, Anthony** (S) Virginia.

### 2000

1a (5) **Lewis, Jamal** (RB) Tennessee (pick acquired from Atl. for a 1999 2nd-round choice); 1b (10) **Taylor, Travis** (WR) Florida; 3 (75) **Redman, Chris** (QB) Louisville; 5 (148) **Mercier, Richard** (OL) Miami (FL); 6a (186) **Thomas, Adalius** (DE) Southern Mississippi; 6b (191) **Woodard, Cedric** (DT) Texas.

### 2001

1 (31) **Heap, Todd** (TE) Arizona State; 2 (62) **Baxter, Gary** (DB) Baylor; 3 (92) **Rabach, Casey** (C/G) Wisconsin; 4 (126) **Hartwell, Edgerton** (LB) Western Illinois; 5 (161) **Barnes, Chris** (RB) New Mexico State; 6 (194) **Maese, Joe** (LS) New Mexico; 7 (231) **Missouri, Dwayne** (DE) Northwestern.

### 2002

1 (24) **Reed, Ed** (S) Miami (FL); 2 (52) **Weaver, Anthony** (DL) Notre Dame; 3 Choice to Denver for 4th- and 5th- round picks (Ravens had traded their 5th to Washington to draft Anthony Weaver); 4a (112) **Zastudil, Dave** (P) Ohio U; 4b (123) **Johnson, Ron** (WR) Minnesota; 5 (155) **Jones, Terry** (TE) Alabama; 6a (195) **Brightful, Lamont** (DB) Eastern Washington; 6b (206) **Hunter, Javin** (WR) Notre Dame; 6c (207) **Taylor, Chester** (RB) Toledo; 6d (209) **Williams, Chad** (S) Southern Mississippi; 7 (236) **Pate, Wes** (QB) Stephen F. Austin.

### 2003

1a (10) **Suggs, Terrell** (LB) Arizona State; 1b (19) **Boller, Kyle** (QB) California; 2 Choice to NE with 2004 1st-round pick for NE's 2003 1st-round pick (19th/Boller); 3 (77) **Smith, Musa** (RB) Georgia; 4a (109) **Johnson, Jarret** (DE) Ala.; 4b (134) **Mughelli, Ovie** (FB) Wake Forest, compensatory; 5a (146) **Franklin, Aubrayo** (DT) Tennessee; 5b (173) **Pashos, Tony** (T) Illinois, compensatory; 6 (182) **Sapp, Gerome** (S) Notre Dame; 7a (223) **Smith, Trent** (TE) Oklahoma; 7b (250) **Mabry, Mike** (C) Central Florida, compensatory; 7c (258) **Sanders, Antwoine** (S) Utah, compensatory.

# ALL-TIME DRAFT CHOICES

## 2004

1 Traded pick to NE for Pats 2003 1st-round selection (19th overall) for (QB) **Kyle Boller**; 2 (51) **Dwan Edwards** (DT) Oregon State; 3 (82) **Devard Darling** (WR) Washington State; 4. Traded pick to Jacksonville for WR **Kevin Johnson**; 5 (153) **Roderick Green** (OLB) Central Missouri State; 6a (187) **Josh Harris** (QB) Bowling Green; 6b (199) **Clarence Moore** (WR) Northern Arizona; 7a (244) **Derek Abney** (WR/RS) Kentucky; 7b (246) **Brian Rimpf** (G) East Carolina, both compensatory.

## 2005

1 (22) **Mark Clayton** (WR) Oklahoma; 2a (53) **Dan Cody** (OLB) Oklahoma; 2b (64) **Adam Terry** (T) Syracuse. Choice obtained in a trade with New England in exchange for Ravens 3rd (84) and 6th round (195) in 2005 and a 3rd-round selection in 2006; 4 (124) **Jason Brown** (OL) North Carolina; 5 (158) **Justin Green** (FB) Montana; 6 (213) **Derek Anderson** (QB) Oregon State, compensatory; 7 (234) **Mike Smith** (LB) Texas Tech.

## 2006

1 (12) **Etuini "Haloti" Ngata** (DT) Oregon. Choice obtained in a trade with Cleveland for Baltimore's 13th and 181st overall picks; 2 (56) **Chris Chester** (C/G) Oklahoma; 3 (87) **David Pittman** (CB) Northwestern State. Both choices (Rounds 2 & 3) were obtained in a trade with the NY Giants for the Ravens' 44th overall selection; 4a (111) **Demetrius Williams** (WR) Oregon; 4b (132) **P.J. Daniels** (RB) Georgia Tech, compensatory; 5a (146) **Dawan Landry** (S) Georgia Tech; 5b (166) **Quinn Sypniewski** (TE) Colorado, compensatory; 6a (203) **Sam Koch** (P/K) Nebraska, compensatory; 6b (208) **Derrick Martin** (CB) Wyoming, compensatory; 7 (219) **Ryan LaCasse** (LB/DE) Syracuse.

## 2007

1 (29) **Ben Grubbs** (OG) Auburn; 3a (74) **Yamon FIGurs** (WR) Kansas State. Choice obtained in a trade with Detroit for the 61st overall (2nd round) and the 101st overall (4th round) picks; 3b (86) **Marshall Yanda** (G/T) Iowa. Choice obtained from Jacksonville for the 101st (4th round), 166th (5th round), and 203rd overall (6th round) picks; 4a (134) **Antwan Barnes** (OLB) Florida International University, compensatory; 4b (137) **Le'Ron McClain** (FB) Alabama, compensatory; 5 (174) **Troy Smith** (QB) Ohio State, compensatory; 6 (207) **Prescott Burgess** (ILB) Michigan, compensatory.

## 2008

1 (18) **Joe Flacco** (QB) Delaware; 2 (55) **Ray Rice** (RB) Rutgers; 3a (71) **Tavares Gooden** (ILB) Miami; 3b (86) **Tom Zbikowski** (S) Notre Dame; 3c (99) **Oniel Cousins** (T) UTEP, compensatory; 4a (106) **Marcus Smith** (WR) New Mexico; 4b (133) **David Hale** (G/T) Weber State, compensatory; 6 (206) **Haruki Nakamura** (S) Cincinnati, compensatory; 7a (215) **Justin Harper** (WR) Virginia Tech; 7b (240) **Allen Patrick** (RB) Oklahoma, compensatory.

## DRAFTED PLAYERS COLLEGES - 1996 to 2008

Alabama 4, Arizona 2, Arizona State 2, Auburn 1, Baylor 1, Bowling Green 1, California 1, Central Florida 1, Central Missouri State 1, Cincinnati 1, Colorado 2, Delaware 1, East Carolina 1, Eastern Washington 1, Florida 3, Florida International 1, Florida State 1, Georgia 1, Georgia Tech 3, Illinois 1, Indiana 1, Iowa 1, Kansas State 1, Kentucky 2, Louisville 3, Maryland 1, Miami (FL) 5, Michigan 1, Minnesota 1, Montana 1, Nebraska 1, New Mexico 2, New Mexico State 1, Norfolk State 1, North Carolina 1, Northern Arizona 1, Northwestern 1, Northwestern State 1, Notre Dame 3, Ohio State 1, Ohio University 1, Oklahoma 7, Oregon 3, Oregon State 2, Penn State 2, Rutgers 1, Southern Mississippi 2, SW Louisiana 1, Stephen F. Austin 1, Syracuse 2, Tennessee 3, Texas 1, Texas Tech 1, Toledo 1, Trinity International 1, UCLA 1, Utah 1, UTEP 1, Virginia 2, Virginia Tech 2, Wake Forest 1, Washington State 1, Weber State 2, Western Illinois 1, Wisconsin 1, Wyoming 1.

## DID YOU KNOW?

In Ravens history, the top 3 schools with the most players drafted by Baltimore are: Oklahoma (7), Miami (5) and Alabama (4). In 2008, the Ravens selected 4 players from colleges they had not yet tapped: Cincinnati (S Haruki Nakamura), Delaware (QB Joe Flacco), Rutgers (RB Ray Rice), and UTEP (T Oniel Cousins).



### OKLAHOMA (7)

7. RB Allen Patrick, 2008
6. C/G Chris Chester, 2006
5. LB/DE Dan Cody, 2005
4. WR Mark Clayton, 2005
3. TE Trent Smith, 2003
2. T Sammy Williams, 1998
1. DT Martin Chase, 1996



### MIAMI (5)

5. ILB Tavares Gooden, 2008
4. S Ed Reed, 2002
3. OL Richard Mercier, 2000
2. CB Duane Starks, 1998
1. LB Ray Lewis, 1996



### ALABAMA (4)

4. FB Le'Ron McClain, 2007
3. OLB Jarret Johnson, 2003
2. TE Terry Jones, 2002
1. S Ralph Staten, 1997



## PRIME TIME RAVENS

<b>Total National Games</b>	<b>28</b>
<b>Total Wins</b>	<b>11</b>
<b>Total Losses</b>	<b>17</b>
<b>Sunday Wins</b>	<b>7</b>
<b>Sunday Losses</b>	<b>8</b>
<b>Monday Wins</b>	<b>4</b>
<b>Monday Losses</b>	<b>6</b>
<b>Thursday Losses</b>	<b>2</b>
<b>Saturday Losses</b>	<b>1</b>

### 2007

Mon., 9/10	Baltimore at Cincinnati L 20-27 (N, ESPN)
Mon., 11/5	Baltimore at Pittsburgh L 7-38 (N, ESPN)
<b>Mon., 12/3</b>	<b>New England at Baltimore</b> <b>L 24-27 (N, ESPN)</b>
<b>Sun., 12/9</b>	<b>Indianapolis at Baltimore</b> <b>L 20-44 (N, NBC)</b>

### 2006

Mon., 10/9	Baltimore at Denver L 3-13 (N, ESPN)
Thu., 11/30	Baltimore at Cincinnati L 7-13 (N, NFL Network)

### 2005

Sun., 9/11	Indianapolis at Baltimore L 7-24 (N, ESPN)
Mon., 10/31	Baltimore at Pittsburgh L 19-20 (N, ABC)
<b>Mon., 12/19</b>	<b>Green Bay at Baltimore</b> <b>W 48-3 (N, ABC)</b>
<b>Sun., 12/25</b>	<b>Minnesota at Baltimore</b> <b>W 30-23 (N, ESPN)</b>

### 2004

Mon., 10/4	Kansas City at Baltimore L 24-27 (N, ABC)
<b>Sun., 10/10</b>	<b>Baltimore at Washington</b> <b>W 17-10 (N, ESPN)</b>
<b>Sun., 11/7</b>	<b>Cleveland at Baltimore</b> <b>W 27-13 (N, ESPN)</b>

Sun., 12/19	Baltimore at Indianapolis L 10-20 (N, ESPN)
-------------	--

### 2003

Sun., 11/9	Baltimore at St. Louis L 22-33 (N, ESPN)
<b>Sun., 12/28</b>	<b>Pittsburgh at Baltimore</b> <b>W 13-10 OT (N, ESPN)</b>

### 2002

<b>Mon., 9/30</b>	<b>Denver at Baltimore</b> <b>W 34-23 (N, ABC)</b>
<b>Sun., 10/6</b>	<b>Baltimore at Cleveland</b> <b>W 26-21 (N, ESPN)</b>

### 2001

<b>Mon., 11/12</b>	<b>Baltimore at Tennessee</b> <b>W 16-10 (N, ABC)</b>
Sun., 12/16	Pittsburgh at Baltimore L 21-26 (N, ESPN)
Sat., 12/29	Baltimore at Tampa Bay L 10-22 (N, ABC)
<b>Mon., 1/7</b>	<b>Minnesota at Baltimore</b> <b>W 19-3 (N, ABC)</b>

### 2000

Sun., 9/17	Baltimore at Miami L 6-19 (N, ESPN)
<b>Sun., 10/8</b>	<b>Baltimore at Jacksonville</b> <b>W 15-10 (N, ESPN)</b>

### 1999

Thu., 10/21	Kansas City at Baltimore L 8-35 (N, ESPN)
-------------	--

### 1998

<b>Sun., 9/27</b>	<b>Cincinnati at Baltimore</b> <b>W 31-24 (N, ESPN)</b>
-------------------	--

### 1997

Sun., 11/9	Baltimore at Pittsburgh L 0-37 (N, ESPN)
------------	---

### 1996

Sun., 10/13	Baltimore at Indianapolis L 21-26 (N, ESPN)
-------------	--

## RAVENS ALL-TIME SHUTOUTS

DATE/OPPONENT	SCORE	TOTAL YDS. ALLOWED	SACKS/YARDS	INTs/YARDS	LEADING TACKLER	
12/26/99	Cincinnati	22-0	280	7/39	2/53	R. Lewis (11)
9/3/00	@ Pittsburgh	16-0	229	1/6	0/0	R. Lewis (7)
9/24/00	Cincinnati	37-0	109	4/15	2/15	M. McCrary (7)
10/1/00	@ Cleveland	12-0	230	1/9	3/5	R. Lewis (10)
11/19/00	Dallas	27-0	193	1/1	3/42	R. Lewis (8)
12/23/01	Cincinnati	16-0	305	3/22	3/94	R. Lewis (12)
12/21/03	@ Cleveland	35-0	241	5/30	1/52	R. Lewis (12)
9/10/06	@ Tampa Bay	27-0	142	3/21	3/123	R. Lewis (10)
11/26/06	Pittsburgh	27-0	172	9/73	2/7	R. Lewis (9)

## ALL-TIME WON / LOSS RESULTS

### REGULAR SEASON • ENTERING 2008

	OVERALL RECORD	HOME	AWAY
Overall/Including Memorial Stadium	96-95-1	61-34-1	35-61
In M&T Bank Stadium	54-26	54-26	n/a
Coached by Ted Marchibroda	16-31-1	11-12-1	5-19
Coached by Brian Billick	80-64	50-22	30-42
Coached by John Harbaugh	0-0	0-0	0-0
vs. AFC Teams	76-76	50-32	26-44
vs. AFC North (AFC Central)	18-18 (26-28)	12-6 (13-14)	6-12 (13-14)
vs. AFC East	10-14	8-4	2-10
vs. AFC South	6-6	4-2	2-4
vs. AFC West	12-10	9-3	3-7
vs. NFC Teams	25-20-1	16-5-1	9-15
vs. NFC North (NFC Central)	2-2 (3-5)	2-0 (3-1)	0-2 (0-4)
vs. NFC East	7-3-1	3-1-1	4-2
vs. NFC South	3-5	1-3	2-2
vs. NFC West	10-5	7-0	3-5
On Monday Night Football - ABC/ESPN	4-6	3-2	1-4
On NBC/ESPN - Sunday Night	7-10	5-4	2-6
On NFL Network	0-1	0-0	0-1
In Overtime	6-5-1	4-2-1	2-3
Ravens Shutout Wins	9	5	4
In Season Openers	4-8	2-3	2-5
In Domes	3-8	n/a	3-8
<i>Edward Jones Dome (STL)</i>	<i>0-2</i>	<i>n/a</i>	<i>0-2</i>
<i>Ford Field (Det.)</i>	<i>0-1</i>	<i>n/a</i>	<i>0-1</i>
<i>Georgia Dome (Atl.)</i>	<i>1-1</i>	<i>n/a</i>	<i>1-1</i>
<i>RCA Dome (Ind.)</i>	<i>0-3</i>	<i>n/a</i>	<i>0-3</i>
<i>Reliant Stadium (Hou. Astrodome)</i>	<i>1-0 (0-1)</i>	<i>n/a</i>	<i>1-0 (0-1)</i>
<i>Superdome (NO)</i>	<i>1-0</i>	<i>0-0</i>	<i>1-0</i>
In August	0-1	0-1	0-0
In September	23-18	14-5	9-13
In October	19-27	10-11	9-16
In November	25-26-1	15-9-1	10-17
In December	27-21	20-7	7-14
In January	2-2	2-0	0-2

### POSTSEASON • WON • LOSS RESULTS (2000, 2001, 2003, 2006)

	RECORD	HOME	AWAY
Overall	5-3	1-2	4-1
vs. AFC Central	1-0	0-0	1-0
vs. AFC North	0-1	0-0	0-1
vs. AFC South	0-2	0-2	0-0
vs. AFC East	1-0	0-0	1-0
vs. AFC West	2-0	1-0	1-0
vs. NFC	1-0	0-0	1-0

## OVERTIME GAMES

DATE	OPP.	PLAY	TIME RESULTS	DATE	OPP.	PLAY	TIME RESULTS
10/27/96	STL	M.Jackson 22 Pass . . .	(0:10) . . W 37-31	12/28/03	Pit.	Stover 47 FG . . . . .	(11:32) .W 13-10
11/24/96	Jax.	Hollis 34 FG . . . . .	(5:54) . . L 25-28	11/14/04 @	NYJ	Stover 42 FG . . . . .	(7:35) .W 20-17
11/02/97 @	NYJ	Hall 37 FG . . . . .	(10:02) . L 16-19	11/20/05	Pit.	Stover 44 FG . . . . .	(4:09) .W 16-13
11/16/97	Phi.	- . . . . .	(0:00) . . T 10-10	11/18/07	Cle.	Dawson 33 FG . . . . .	(9:10) . L 30-33
10/03/99 @	Atl.	Armour 54 Pass . . . . .	(12:31) .W 19-13	12/16/07 @	Mia.	Camarillo 64 Pass . . . . .	(8:14) . . L 16-22
11/16/03 @	Mia.	Mare 43 FG . . . . .	(8:48) . . . L 6-9				
11/23/03	Sea.	Stover 42 FG . . . . .	(6:32) . . W 44-41				

**RECORD: 6-5-1**

## ALL-TIME PRESEASON RESULTS (27-20)

### 1996 (3-1)

8/3	Philadelphia (63,804)	.....W	17-9
8/10 @	New York Giants (39,799)	.....W	37-27
8/16	Green Bay (62,025)	.....L	15-17
8/23 @	Buffalo (51,905)	.....W	37-14

### 1997 (0-4)

8/2	New York Giants (53,268)	.....L	20-21
8/8 @	New York Jets (23,067)	.....L	29-39
8/16 @	Philadelphia (60,939)	.....L	13-24
8/22	Buffalo (51,905)	.....L	28-31

### 1998 (4-0)

8/8	Chicago (65,938)	.....W	19-14
8/15 @	New York Jets (47,906)	.....W	33-0
8/24	Philadelphia (65,970)	.....W	23-6
8/28 @	New York Giants (48,754)	.....W	14-6

### 1999 (4-0)

8/12 @	Philadelphia (43,552)	.....W	10-7
8/21 @	Atlanta (44,843)	.....W	19-6
8/28	Carolina (66,247)	.....W	28-24
9/3	New York Giants (60,092)	.....W	28-24

### 2000 (4-0)

8/5	Philadelphia (65,459)	.....W	16-13
8/12	New York Jets (66,588)	.....W	10-0
8/18 @	Carolina (72,551)	.....W	24-13
8/25 @	New York Giants (76,527)	.....W	28-24

### 2001 (1-2)

8/13 @	Philadelphia - <b>Cancelled*</b>		
8/18 @	New York Jets (76,406)	.....L	3-16
8/23	Carolina (66,619)	.....L	17-20
8/31	New York Giants (66,197)	.....W	38-9

\*Field Conditions Caused Cancellation

### 2002 (2-2)

8/9	Detroit (67,421)	.....W	12-6
8/15	New York Jets (67,681)	.....L	14-16
8/23 @	Philadelphia (58,443)	.....W	13-12
8/29 @	New York Giants (76,572)	.....L	0-13

### 2003 (1-3)

8/9	Buffalo (68,550)	.....L	19-20
8/16 @	Atlanta (68,237)	.....W	13-10
8/23 @	Washington (70,460)	.....L	3-24
8/28	New York Giants (68,169)	.....L	24-30

### 2004 (3-1)

8/12	Atlanta (69,299)	.....W	24-0
8/20 @	Philadelphia (67,218)	.....L	17-26
8/25	Detroit (69,552)	.....W	17-6
9/2 @	New York Giants (75,498)	.....W	27-17

### 2005 (2-2)

8/13 @	Atlanta (67,123)	.....L	3-16
8/20	Philadelphia (70,303)	.....L	14-20
8/26 @	New Orleans (44,485)	.....W	21-6
9/1	Washington (69,885) <b>OT</b>	.....W	26-20

### 2006 (2-2)

8/11	New York Giants (70,249)	.....L	16-17
8/17	Philadelphia (70,255)	.....W	20-10
8/25 @	Minnesota (63,257)	.....L	7-30
8/31 @	Washington (60,326)	.....W	17-10

### 2007 (1-3)

8/13	Philadelphia (71,060)	.....W	29-3
8/19	New York Giants (70,754)	.....L	12-13
8/25 @	Washington (60,080)	.....L	7-13*
8/31 @	Atlanta (71,377)	.....L	10-13

\*Game Terminated in 3rd Qtr. - Severe Weather

## ALL-TIME REGULAR SEASON RESULTS (96-95-1)

### 1996: 4-12 (Points: 371-441) 5th AFC Central

9/1	Oakland (64,124)	.....W	19-14
9/8 @	Pittsburgh (57,241)	.....L	17-31
9/15 @	Houston (20,082)	.....L	13-29
9/29	New Orleans (61,063)	.....W	17-10
10/6	New England (63,569)	.....L	38-46
10/13 @	Indianapolis (56,978)	.....L	21-26
10/20 @	Denver (70,453)	.....L	34-45
10/27	St. Louis (60,256) <b>OT</b>	.....W	37-31

### 1997: 6-9-1 (Points: 326-345) 5th AFC Central

8/31	Jacksonville (61,018)	.....L	27-28
9/7	Cincinnati (52,968)	.....W	23-10
9/14 @	New York Giants (69,768)	.....W	24-23
9/21 @	Tennessee (17,737)	.....W	36-10
9/28 @	San Diego (54,094)	.....L	17-21
10/5	Pittsburgh (64,421)	.....L	34-42
10/19	Miami (64,354)	.....L	13-24
10/26 @	Washington (75,067)	.....W	20-17

### Coach: Ted Marchbroda Top Draft Choice: OL Jonathan Ogen

11/3	Cincinnati (60,743)	.....L	21-24
11/10 @	Jacksonville (64,628)	.....L	27-30
11/17 @	San Francisco (51,596)	.....L	20-38
11/24	Jacksonville (57,384) <b>OT</b>	.....L	25-28
12/1	Pittsburgh (51,822)	.....W	31-17
12/8 @	Cincinnati (43,022)	.....L	14-21
12/15 @	Carolina (70,075)	.....L	16-27
12/22	Houston (52,704)	.....L	21-24

### Coach: Ted Marchbroda Top Draft Choice: LB Peter Boulware

11/2 @	New York Jets (77,716) <b>OT</b>	.....L	16-19
11/9 @	Pittsburgh (56,669)	.....L	0-37
11/16	Philadelphia (63,546) <b>OT</b>	.....T	10-10
11/23	Arizona (53,976)	.....L	13-16
11/30 @	Jacksonville (63,712)	.....L	27-29
12/7	Seattle (54,395)	.....W	31-24
12/14	Tennessee (60,558)	.....W	21-19
12/21 @	Cincinnati (50,917)	.....L	14-16

# ALL-TIME REGULAR SEASON RESULTS

## 1998: 6-10 (Points: 269-335) 4th AFC Central

9/6	Pittsburgh (68,847)	L	13-20
9/13 @	New York Jets (70,063)	W	24-10
9/20 @	Jacksonville (67,069)	L	10-24
9/27	Cincinnati (68,154)	W	31-24
10/11	Tennessee (68,561)	L	8-12
10/18 @	Pittsburgh (58,620)	L	6-16
10/25 @	Green Bay (59,860)	L	10-28
11/1	Jacksonville (68,915)	L	19-45

## 1999: 8-8 (Points: 324-277) 3rd AFC Central

9/12 @	St. Louis (62,100)	L	10-27
9/19	Pittsburgh (68,965)	L	20-23
9/26	Cleveland (68,803)	W	17-10
10/3 @	Atlanta (50,712) <b>OT</b>	W	19-13
10/10 @	Tennessee (65,486)	L	11-14
10/21	Kansas City (68,771) (Thurs.)	L	8-35
10/31	Buffalo (68,673)	L	10-13
11/7 @	Cleveland (72,898)	W	41-9

## 2000: 12-4 (Points: 333-165) 2nd AFC Central - *Wild Card*

9/3 @	Pittsburgh (55,049)	W	16-0
9/10	Jacksonville (68,843)	W	39-36
9/17 @	Miami (73,464)	L	6-19
9/24	Cincinnati (68,481)	W	37-0
10/1 @	Cleveland (73,018)	W	12-0
10/8 @	Jacksonville (65,194)	W	15-10
10/15 @	Washington (83,252)	L	3-10
10/22	Tennessee (69,200)	L	6-14

## Coach: Ted Marchibroda Top Draft Choice: CB Duane Starks

11/8	Oakland (69,037)	W	13-10
11/15 @	San Diego (54,388)	L	13-14
11/22 @	Cincinnati (52,571)	W	20-13
11/29	Indianapolis (68,898)	W	38-31
12/6 @	Tennessee (31,124)	L	14-16
12/13	Minnesota (69,074)	L	28-38
12/20 @	Chicago (40,853)	L	3-24
12/27	Detroit (68,045)	W	19-10

## Coach: Brian Billick Top Draft Choice: CB Chris McAlister

11/14 @	Jacksonville (67,391)	L	3-6
11/21 @	Cincinnati (43,279)	W	34-31
11/28	Jacksonville (68,428)	L	23-30
12/5	Tennessee (67,854)	W	41-14
12/12 @	Pittsburgh (46,715)	W	31-24
12/19	New Orleans (67,597)	W	31-8
12/26	Cincinnati (68,036)	W	22-0
1/2/00 @	New England (50,263)	L	3-20

## Coach: Brian Billick Top Draft Choice: RB Jamal Lewis

10/29	Pittsburgh (69,405)	L	6-9
11/5 @	Cincinnati (54,759)	W	27-7
11/12 @	Tennessee (68,490)	W	24-23
11/19	Dallas (69,416)	W	27-0
11/26	Cleveland (68,361)	W	44-7
12/10	San Diego (68,805)	W	24-3
12/17 @	Arizona (37,452)	W	13-7
12/24	New York Jets (69,184)	W	34-20

**AFC WILD CARD PLAYOFF GAME**  
**12/31/00 Denver (69,638) .....W 21-3**  
**AFC DIVISIONAL PLAYOFF GAME**  
**1/7/01 @ Tennessee (68,527).....W 24-10**  
**AFC CHAMPIONSHIP GAME**  
**1/14/01 @ Oakland (62,784).....W 16-3**  
**SUPER BOWL XXXV (TAMPA, FL)**  
**1/28/01 @ NY Giants (71,921) .....W 34-7**

## 2001: 10-6 (Points: 303-265) 2nd AFC Central - *Wild Card*

9/9	Chicago (69,365)	W	17-6
9/23 @	Cincinnati (49,632)	L	10-21
9/30 @	Denver (75,082)	W	20-13
10/7	Tennessee (69,494)	W	26-7
10/14 @	Green Bay (59,866)	L	23-31
10/21 @	Cleveland (72,818)	L	14-24
10/28	Jacksonville (69,439)	W	18-17
11/4 @	Pittsburgh (62,906)	W	13-10

## Coach: Brian Billick Top Draft Choice: TE Todd Heap

11/12 @	Tennessee (68,798)	W	16-10
11/18	Cleveland (69,353)	L	17-27
11/25 @	Jacksonville (53,530)	W	24-21
12/2	Indianapolis (69,382)	W	39-27
12/16	Pittsburgh (69,506)	L	21-26
12/23	Cincinnati (68,987)	W	16-0
12/29 @	Tampa Bay (65,619)	L	10-22
1/7/02	Minnesota (69,465)	W	19-3

**AFC WILD CARD PLAYOFF GAME**  
**1/13/02 @ Miami (72,251).....W 20-3**  
**AFC DIVISIONAL PLAYOFF GAME**  
**1/20/02 @ Pittsburgh (63,976) .....L 10-27**

PLAYERS • 2007 REVIEW • HISTORY • RECORDS • GAME DAY

# ALL-TIME REGULAR SEASON RESULTS

## 2002: 7-9 (Points: 316-354) 3rd AFC North

9/6 @	Carolina (70,386)	L	7-10
9/15	Tampa Bay (69,304)	L	0-23
9/30	Denver (69,538)	W	34-23
10/6 @	Cleveland (73,688)	W	26-21
10/13 @	Indianapolis (56,174)	L	20-22
10/20	Jacksonville (69,173)	W	17-10
10/27	Pittsburgh (69,638)	L	18-31
11/3 @	Atlanta (68,532)	L	17-20

**Coach: Brian Billick**  
**Top Draft Choice: S Ed Reed**

11/10	Cincinnati (69,024)	W	38-27
11/17 @	Miami (73,013)	L	7-26
11/24	Tennessee (69,365)	W	13-12
12/1 @	Cincinnati (44,878)	W	27-23
12/8	New Orleans (69,334)	L	25-37
12/15 @	Houston (70,108)	W	23-19
12/22	Cleveland (69,349)	L	13-14
12/29 @	Pittsburgh (61,961)	L	31-34

## 2003: 10-6 (Points: 391-281) 1st AFC North - *Division Title*

9/7 @	Pittsburgh (63,157)	L	15-34
9/14	Cleveland (69,473)	W	33-13
9/21 @	San Diego (52,028)	W	24-10
9/28	Kansas City (69,459)	L	10-17
10/12 @	Arizona (24,193)	W	26-18
10/19 @	Cincinnati (53,553)	L	26-34
10/26	Denver (69,721)	W	26-6
11/2	Jacksonville (69,486)	W	24-17

**Coach: Brian Billick**  
**Top Draft Choice: LB Terrell Suggs**

11/9 @	St. Louis (66,085)	L	22-33
11/16 @	Miami (73,333) <b>OT</b>	L	6-9
11/23	Seattle (69,477) <b>OT</b>	W	44-41
11/30	San Francisco (69,549)	W	44-6
12/7	Cincinnati (69,468)	W	31-13
12/14 @	Oakland (45,398)	L	12-20
12/21 @	Cleveland (72,548)	W	35-0
12/28	Pittsburgh (70,001) <b>OT</b>	W	13-10

### AFC WILD CARD PLAYOFF GAME

1/3/04 Tennessee (69,452) .....L 17-20

## 2004: 9-7 (Points: 317-268) 2nd AFC North

9/12 @	Cleveland (73,068)	L	3-20
9/19	Pittsburgh (69,859)	W	30-13
9/26 @	Cincinnati (65,575)	W	23-9
10/4	Kansas City (69,827)	L	24-27
10/10 @	Washington (90,287)	W	17-10
10/24	Buffalo (69,809)	W	20-6
10/31 @	Philadelphia (67,715)	L	10-15
11/7	Cleveland (69,781)	W	27-13

**Coach: Brian Billick**  
**Top Draft Choice: DT Dwan Edwards (2)**

11/14 @	New York Jets (77,826) <b>OT</b>	W	20-17
11/21	Dallas (69,924)	W	30-10
11/28 @	New England (68,756)	L	3-24
12/5	Cincinnati (69,695)	L	26-27
12/12	New York Giants (69,856)	W	37-14
12/19 @	Indianapolis (57,240)	L	10-20
12/26 @	Pittsburgh (64,227)	L	7-20
1/2/05	Miami (69,843)	W	30-23

## 2005: 6-10 (Points: 265-299) 3rd AFC North

9/11	Indianapolis (70,501)	L	7-24
9/18 @	Tennessee (69,149)	L	10-25
10/2	New York Jets (70,479)	W	13-3
10/9 @	Detroit (61,201)	L	17-35
10/16	Cleveland (70,196)	W	16-3
10/23 @	Chicago (62,102)	L	6-10
10/31 @	Pittsburgh (64,178)	L	19-20
11/6	Cincinnati (70,540)	L	9-21

**Coach: Brian Billick**  
**Top Draft Choice: WR Mark Clayton**

11/13 @	Jacksonville (66,107)	L	3-30
11/20	Pittsburgh (70,601) <b>OT</b>	W	16-13
11/27 @	Cincinnati (65,680)	L	29-42
12/4	Houston (69,909)	W	16-15
12/11 @	Denver (75,651)	L	10-12
12/19	Green Bay (70,604)	W	48-3
12/25	Minnesota (70,246)	W	30-23
1/1/06 @	Cleveland (69,871)	L	16-20

## 2006: 13-3 (Points: 353-201) 1st AFC North - *Division Title*

9/10 @	Tampa Bay (65,087)	W	27-0
9/17	Oakland (70,744)	W	28-6
9/24 @	Cleveland (72,474)	W	15-14
10/1	San Diego (70,743)	W	16-13
10/9 @	Denver (76,355)	L	3-13
10/15	Carolina (70,762)	L	21-23
10/29 @	New Orleans (69,152)	W	35-22
11/5	Cincinnati (70,792)	W	26-20

**Coach: Brian Billick**  
**Top Draft Choice: DT Haloti Ngata**

11/12 @	Tennessee (69,143)	W	27-26
11/19	Atlanta (70,790)	W	24-10
11/26	Pittsburgh (70,946)	W	27-0
11/30 @	Cincinnati (65,973)	L	7-13
12/10	Kansas City (77,232)	W	20-10
12/17	Cleveland (70,857)	W	27-17
12/24 @	Pittsburgh (63,224)	W	31-7
12/31	Buffalo (70,913)	W	19-7

### AFC DIVISIONAL PLAYOFF GAME

1/13/07 Indianapolis (71,162) .....L 6-15



# ALL-TIME REGULAR SEASON RESULTS

**2007: 5-11 (Points: 275-384)**  
**4th AFC North**

9/10 @	Cincinnati (66,093)	L	20-27
9/16	New York Jets (71,246)	W	20-13
9/23	Arizona (71,372)	W	26-23
9/30 @	Cleveland (73,024)	L	13-27
10/7 @	San Francisco (67,885)	W	9-7
10/14	St. Louis (71,175)	W	22-3
10/21 @	Buffalo (70,727)	L	14-19
11/5 @	Pittsburgh (63,457)	L	7-38

**Coach: Brian Billick**  
**Top Draft Choice: G Ben Grubbs**

11/11	Cincinnati (71,130)	L	7-21
11/18	Cleveland (71,055)	OT	L 30-33
11/25	@San Diego (63,337)	L	14-32
12/3	New England (71,382)	L	24-27
12/9	Indianapolis (70,513)	L	20-44
12/16 @	Miami (70,287)	OT	L 16-22
12/23 @	Seattle (68,164)	L	6-27

## M&T ADVANTAGE: BEST REGULAR SEASON HOME RECORDS

Escaping M&T Bank Stadium with a win has proved to be a daunting challenge for Ravens opponents since the start of Baltimore's Super Bowl season in 2000. Entering 2008, the Ravens are tied for the NFL's 3rd-best home record during regular season play since that year. Here are the rankings:

RANK	TEAM	RECORD	Pct.
1.	NEW ENGLAND PATRIOTS	48-16	.750
2.	INDIANAPOLIS COLTS	47-17	.734
3.	<b>BALTIMORE RAVENS</b>	<b>46-18</b>	<b>.719</b>
	DENVER BRONCOS	46-18	.719
4.	PITTSBURGH STEELERS	45-18-1	.703
	SEATTLE SEAHAWKS	45-19	.703

## ATTENDANCE RESULTS

YEAR	HOME ATTEND.	AVERAGE	ROAD ATTEND.	AVERAGE	PRESEASON ATTEND.	PLAYOFFS ATTEND.	TOTAL ATTEND.	AVERAGE
1996	471,665	58,958	434,075	54,259	217,533	—	1,123,273	56,163
1997	475,236	59,404	465,680	58,210	189,179	—	1,130,095	56,505
1998	549,531	68,691	434,548	54,318	228,568	—	1,212,647	60,632
1999	547,127	68,391	458,844	57,356	214,734	—	1,220,705	61,035
2000	551,695	68,961	510,678	63,834	281,125	272,870	1,616,368	67,349
2001	554,991	69,374	508,251	63,531	209,222	136,227	1,408,691	67,080
2002	554,724	69,341	519,740	64,925	270,117	—	1,344,581	67,229
2003	556,634	69,579	450,295	56,287	275,416	69,452	1,351,797	64,371
2004	558,594	69,824	564,694	70,586	281,567	—	1,404,855	70,243
2005	563,076	70,385	533,939	66,742	251,796	—	1,348,811	67,441
2006	566,547	70,818	558,640	69,830	264,087	71,162	1,460,436	69,545
2007	569,226	71,153	542,974	67,872	273,271	—	1,385,471	69,274
<b>TOTAL</b>	<b>6,519,046</b>	<b>67,907</b>	<b>5,982,358</b>	<b>62,316</b>	<b>2,956,615</b>	<b>549,711</b>	<b>16,007,730</b>	<b>64,809</b>
# OF GAMES	96	—	96	—	47*	8	247	—

\*8/13/01 @PHILADELPHIA CANCELLED: FIELD CONDITIONS

8/25/07 @WASHINGTON TERMINATED: SEVERE WEATHER CONDITIONS

## 10 LARGEST RAVENS CROWDS

*Note: The Ravens played in Memorial Stadium in 1996-1997; PSINet Stadium from 1998-2001; in 2002, the facility was known as Ravens Stadium. In 2003, the Ravens entered a partnership, and the stadium was re-named M&T Bank Stadium. (Capacity was increased in 2007 to 71,008 from previous listings of 70,107 and 69,084.)*

HOME	AWAY		
12/30/07	71,353 vs. Pit.	10/10/04	90,287 @ Was.
12/03/07	71,382 vs. NE	10/15/00	83,252 @ Was.
9/23/07	71,372 vs. Ari.	11/14/04	77,826 @ NYJ
9/16/07	71,246 vs. NYJ	11/02/97	77,716 @ NYJ
10/14/07	71,175 vs. STL	12/10/06	77,232 @ KC
11/11/07	71,130 vs. Cin.	10/09/06	76,355 @ Den.
11/18/07	71,055 vs. Cle.	12/11/05	75,651 @ Den.
11/26/06	70,946 vs. Pit.	9/30/01	75,082 @ Den.
12/31/06	70,913 vs. Buf.	10/26/97	75,067 @ Was.
12/17/06	70,857 vs. Cle.	10/06/02	73,688 @ Cle.

# ABBREVIATIONS

## ABBREVIATION CHART FOR THE MEDIA GUIDE

*TO THE MEDIA:* In an effort to make the *Baltimore Ravens Fan and Media Guide* reader friendly, “greening the book,” and to lessen the total weight of the book and reduce the number of pages, we adopted some non-traditional methods. We abbreviated certain football terms and used numbers in our text instead of spelling out numerical words, including numbers 1 through 9. We did retain whole numerical words in all quotes and in specific sentence structures (i.e., “He is one of the best linebackers in the NFL.”)

The abbreviated terms are listed below for your convenience:

ABBREV.	MEANING	ABBREV.	MEANING
AS . . . . .	Assisted Tackle	OLB . . . . .	Outside Linebacker
ATT . . . . .	Attempts	Opp. . . . .	Opponents
Avg. . . . .	Average	OT . . . . .	Overtime or Offensive Tackle
BK . . . . .	Blocked	P . . . . .	Punter
C . . . . .	Center	PAT . . . . .	Point After Touchdown
CB . . . . .	Cornerback	Pct. . . . .	Percentage
Comp. . . . .	Completion	PD . . . . .	Pass(es) Defensed
DB . . . . .	Defensive Back	PK . . . . .	Place Kicker
DE . . . . .	Defensive End	PR . . . . .	Punt Return or Punt Returner
DL . . . . .	Defensive Line	Pts. . . . .	Points
DT . . . . .	Defensive Tackle	PUP . . . . .	Physically Unable to Perform
EZ . . . . .	End Zone	QB . . . . .	Quarterback
FB . . . . .	Full Back	QBH . . . . .	QB Hurries
FF . . . . .	Forced Fumble(s)	RB . . . . .	Running Back
FG . . . . .	Field Goal	RCB . . . . .	Right Cornerback
FGA . . . . .	Field Goal Attempts	Rec. . . . .	Receptions
FR . . . . .	Fumble Recovery(ies)	RFA . . . . .	Restricted Free Agent
FS . . . . .	Free Safety	RG . . . . .	Right Guard
G . . . . .	Guard or Good	RILB . . . . .	Right Inside Linebacker
ILB . . . . .	Inside Linebacker	ROLB . . . . .	Right Outside Linebacker
IN 20 . . . . .	Inside 20-Yard Line	RS . . . . .	Return Specialist
IR . . . . .	Injured Reserve	RT . . . . .	Right Tackle
K . . . . .	Kicker	S . . . . .	Safety or Short
KO . . . . .	Kickoff	SS . . . . .	Strong Safety
KOR . . . . .	Kickoff Return	ST . . . . .	Special Teams
LB . . . . .	Linebacker	STT . . . . .	Special Teams Tackle(s)
LCB . . . . .	Left Cornerback	T . . . . .	Tackle
LG . . . . .	Long	TD . . . . .	Touchdown
LILB . . . . .	Left Inside Linebacker	TFL . . . . .	Tackle for Loss
LOLB . . . . .	Left Outside Linebacker	TO . . . . .	Turnover
LS . . . . .	Long Snapper	TT . . . . .	Total Tackles
LT . . . . .	Left Tackle	UFA . . . . .	Unrestricted Free Agent
MLB . . . . .	Middle Linebacker	WL . . . . .	Wide Left
NG . . . . .	No Good	WR . . . . .	Wide Receiver or Wide Right
No. . . . .	Number	Yds. . . . .	Yards
NT . . . . .	Nose Tackle	ypg . . . . .	yards per game
OL . . . . .	Offensive Line	ypp . . . . .	yards per play

## RAVENS VS. AFC NORTH

### CINCINNATI BENGALS — HEAD COACH MARVIN LEWIS

#### Preseason Series, No Meetings

##### Ravens Lead Regular Season Series, 13-11

11-3-96	- Bengals, 24-21 Bal.	- 60,743
12-8-96	- Bengals, 21-14 @ Cin.	- 43,022
9-7-97	- Ravens, 23-10 Bal.	- 52,968
12-21-97	- Bengals, 16-14 @ Cin.	- 50,917
9-27-98	- Ravens, 31-21 Bal.	- 68,154
11-22-98	- Ravens, 20-13 @ Cin.	- 52,571
11-21-99	- Ravens, 34-31 @ Cin.	- 43,279
12-26-99	- Ravens, 22-0 Bal.	- 68,036
9-24-00	- Ravens, 37-0 Bal.	- 68,481
11-5-00	- Ravens, 27-7 @ Cin.	- 54,759
9-23-01	- Bengals, 21-10 @ Cin.	- 49,632

12-23-01	- Ravens, 16-0 Bal.	- 68,987
11-10-02	- Ravens, 38-27 Bal.	- 69,024
12-1-02	- Ravens, 27-23 @ Cin.	- 44,878
10-19-03	- Bengals, 34-26 @ Cin.	- 53,553
12-7-03	- Ravens, 31-13 Bal.	- 69,468
9-26-04	- Ravens, 23-9 @ Cin.	- 65,575
12-5-04	- Bengals, 27-26 Bal.	- 69,695
11-6-05	- Bengals, 21-9 Bal.	- 70,540
11-27-05	- Bengals, 42-29 @ Cin.	- 65,680
11-5-06	- Ravens, 26-20 Bal.	- 70,792
11-30-06	- Bengals, 13-7 @ Cin.	- 65,973
9-10-07	- Bengals, 27-20 @ Cin.	- 66,093
11-11-07	- Bengals, 21-7 Bal.	- 71,130

### CLEVELAND BROWNS — HEAD COACH ROMEO CRENNEL

#### Preseason Series, No Meetings

##### Ravens Lead Regular Season Series, 11-7

9-26-99	- Ravens, 17-10 Bal.	- 68,803
11-7-99	- Ravens, 41-9 @ Cle.	- 72,898
10-1-00	- Ravens, 12-0 @ Cle.	- 73,018
11-26-00	- Ravens, 44-7 Bal.	- 68,361
10-21-01	- Browns, 24-14 @ Cle.	- 72,818
11-18-01	- Browns, 27-17 Bal.	- 69,353
10-6-02	- Ravens, 26-21 @ Cle.	- 73,688
12-22-02	- Browns, 14-13 Bal.	- 69,348
9-14-03	- Ravens, 33-13 Bal.	- 69,473

12-21-03	- Ravens, 35-0 @ Cle.	- 72,548
9-12-04	- Browns, 20-3 @ Cle.	- 73,068
11-7-04	- Ravens, 27-13 Bal.	- 69,781
10-16-05	- Ravens, 16-3 Bal.	- 70,196
1-1-06	- Browns, 20-16 @ Cle.	- 69,871
9-24-06	- Ravens, 15-14 @ Cle.	- 72,474
12-17-06	- Ravens, 27-17 Bal.	- 70,857
9-30-07	- Browns, 27-13 @ Cle.	- 73,024
11-18-07	- Browns, 33-30 Bal. <b>OT</b>	- 71,055

### PITTSBURGH STEELERS — HEAD COACH MIKE TOMLIN

#### Preseason Series, No Meetings

##### Steelers Lead Regular Season Series, 14-10

9-8-96	- Steelers, 31-17 @ Pit.	- 57,241
12-1-96	- Ravens, 31-17 Bal.	- 51,822
10-5-97	- Steelers, 42-34 Bal.	- 64,421
11-9-97	- Steelers, 37-0 @ Pit.	- 56,669
9-6-98	- Steelers, 20-13 Bal.	- 68,847
10-18-98	- Steelers, 16-6 @ Pit.	- 58,620
9-19-99	- Steelers, 23-20 Bal.	- 68,965
12-12-99	- Ravens, 31-24 @ Pit.	- 46,715
9-3-00	- Ravens, 16-0 @ Pit.	- 55,049
10-29-00	- Steelers, 9-6 Bal.	- 69,405
11-4-01	- Ravens, 13-10 @ Pit.	- 62,906
12-16-01	- Steelers, 26-21 Bal.	- 69,506
10-27-02	- Steelers, 31-18 Bal.	- 69,638

12-29-02	- Steelers, 34-31 @ Pit.	- 61,961
9-7-03	- Steelers, 34-15 @ Pit.	- 63,157
12-28-03	- Ravens 13-10 Bal. <b>OT</b>	- 70,001
9-19-04	- Ravens, 30-13 Bal.	- 69,859
12-26-04	- Steelers, 20-7 @ Pit.	- 64,227
10-31-05	- Steelers, 20-19 @ Pit.	- 64,178
11-20-05	- Ravens, 16-13 Bal. <b>OT</b>	- 70,601
11-26-06	- Ravens, 27-0 Bal.	- 70,946
12-24-06	- Ravens, 31-7 @ Pit.	- 63,224
11-5-07	- Steelers, 38-7 @ Pit.	- 63,457
12-30-07	- Ravens, 27-21 Bal.	- 71,353

##### Steelers Lead Postseason Series, 1-0

1-20-02	- Steelers, 27-10 @ Pit.	- 63,976
	Divisional Playoff	

## RAVENS VS. AFC SOUTH

### HOUSTON TEXANS — HEAD COACH GARY KUBIAK

#### Preseason Series, No Meetings

##### Ravens Lead Regular Season Series, 2-0

12-15-02	- Ravens, 23-19 @ Hou.	- 70,108
12-04-05	- Ravens, 16-15 Bal.	- 69,909

### INDIANAPOLIS COLTS — HEAD COACH TONY DUNGY

#### Preseason Series, No Meetings

##### Colts Lead Regular Season Series, 5-2

10-13-96	- Colts, 26-21 @ Ind.	- 56,978
11-29-98	- Ravens, 38-31 Bal.	- 68,898
12-2-01	- Ravens, 39-27 Bal.	- 69,382
10-13-02	- Colts, 22-20 @ Ind.	- 56,174

12-9-04	- Colts, 20-10 @ Ind.	- 57,240
9-11-05	- Colts, 24-7 Bal.	- 70,501
12-9-07	- Colts, 44-20 Bal.	- 70,513

##### Colts Lead Postseason Series, 1-0

1-13-07	- Colts, 15-6 Bal.	- 71,162
	Divisional Playoff	

## RAVENS VS. AFC SOUTH (CONT'D)

### JACKSONVILLE JAGUARS — HEAD COACH JACK DEL RIO

#### Preseason Series, No Meetings

#### Jaguars Lead Regular Season Series, 9-6

11-10-96	- Jaguars, 30-27 @ Jax.	- 64,628
11-24-96	- Jaguars, 28-25 Bal.	- 57,384
8-31-97	- Jaguars, 28-27 Bal.	- 61,018
11-30-97	- Jaguars, 29-27 @ Jax.	- 63,712
9-20-98	- Jaguars, 24-10 @ Jax.	- 67,069
11-1-98	- Jaguars, 45-19 Bal.	- 68,915
11-14-99	- Jaguars, 6-3 @ Jax.	- 67,391
11-28-99	- Jaguars, 30-23 Bal.	- 68,428

9-10-00	- Ravens, 39-36 Bal.	- 68,843
10-8-00	- Ravens, 15-10 @ Jax.	- 65,194
10-28-01	- Ravens, 18-17 Bal.	- 69,439
11-25-01	- Ravens, 24-21 @ Jax.	- 53,530
10-20-02	- Ravens, 17-10 Bal.	- 69,173
11-2-03	- Ravens, 24-17 Bal.	- 69,486
11-13-05	- Jaguars, 30-3 @ Jax.	- 66,107

### TENNESSEE TITANS — HEAD COACH JEFF FISHER

#### Preseason Series, No Meetings

#### Ravens Lead Regular Season Series, 8-7

9-15-96	- Oilers, 29-13 @ Hou.	- 20,082
12-22-96	- Oilers, 24-21 Bal.	- 52,704
9-21-97	- Ravens, 36-10 @ Ten.	- 17,737
12-14-97	- Ravens, 21-19 Bal.	- 60,558
10-11-98	- Titans, 12-8 Bal.	- 68,561
12-6-98	- Titans, 16-14 @ Ten.	- 31,124
10-10-99	- Titans, 14-11 @ Ten.	- 65,486
12-5-99	- Ravens, 41-14 Bal.	- 67,854
10-22-00	- Titans, 16-14 Bal.	- 68,490
11-12-00	- Ravens 24-23 @ Ten.	- 69,200

10-7-01	- Ravens, 26-7 Bal.	- 69,494
11-12-01	- Ravens, 16-10 @ Ten.	- 68,798
11-24-02	- Ravens, 13-12 Bal.	- 69,365
9-18-05	- Titans, 25-10 @ Ten.	- 69,149
11-12-06	- Ravens, 27-26 @ Ten.	- 69,143

#### Postseason Series Tied, 1-1

1/7/01	- Ravens, 24-10 @ Ten.	- 68,527
	Divisional Playoff	
1/3/04	- Titans, 20-17 Bal.	- 69,452
	Wild Card	

## RAVENS VS. AFC EAST

### BUFFALO BILLS — HEAD COACH DICK JAURON

#### Bills Lead Preseason Series, 2-1

8-23-96	- Ravens, 37-14 @ Buf.	- 51,905
8-22-97	- Bills, 31-28 Bal.	- 54,473
8-9-03	- Bills, 28-10 Bal.	- 68,550

#### Regular Season Series Tied, 2-2

10-31-99	- Bills, 13-10 Bal.	- 68,673
10-24-04	- Ravens, 20-6 Bal.	- 69,809
12-31-06	- Ravens, 19-7 Bal.	- 70,913
10-21-07	- Bills, 19-14 @ Buf.	- 70,727

### MIAMI DOLPHINS — HEAD COACH TONY SPARANO

#### Preseason Series, No Meetings

#### Dolphins Lead Regular Season Series, 5-1

10-19-97	- Dolphins, 24-13 Bal.	- 64,354
9-17-00	- Dolphins, 19-6 @ Mia.	- 73,464
11-17-02	- Dolphins, 26-7 @ Mia.	- 73,013
11-16-03	- Dolphins, 9-6 @ Mia. OT	- 73,333
1-2-05	- Ravens, 30-23 Bal.	- 69,843
12-16-07	- Dolphins, 22-16 @ Mia. OT	- 70,287

#### Ravens Lead Postseason Series, 1-0

11-13-02	- Ravens, 20-3 @ Mia.	- 72,251
	Wild Card	

### NEW ENGLAND PATRIOTS — HEAD COACH BILL BELICHICK

#### Preseason Series, No Meetings

#### Patriots Lead Regular Season Series, 4-0

10-6-96	- Patriots, 46-38 Bal.	- 63,569
1-2-00	- Patriots, 20-3 @ NE	- 50,263
11-28-04	- Patriots, 24-3 @ NE	- 68,756
12-3-07	- Patriots, 27-24 Bal.	- 71,382

## RAVENS VS. AFC EAST (CONT'D)

### NEW YORK JETS — HEAD COACH ERIC MANGINI

#### Jets Lead Preseason Series, 3-2

8-8-97	- Jets, 39-29 @ NYJ	- 23,067
8-16-98	- Ravens, 33-0 @ NYJ	- 47,906
8-22-00	- Ravens, 10-0 Bal.	- 66,588
8-18-01	- Jets, 16-3 @ NYJ	- 76,406
8-15-02	- Jets, 34-16 Bal.	- 67,681

#### Ravens Lead Regular Season Series, 5-1

11-2-97	- Jets, 19-16 @ NYJ (OT)	- 59,524
9-13-98	- Ravens, 24-10 @ NYJ	- 70,063
12-24-00	- Ravens, 34-20 Bal.	- 69,184
11-14-04	- Ravens, 20-17 @ NYJ (OT)	- 77,826
10-2-05	- Ravens, 13-3 Bal.	- 70,479
9-16-07	- Ravens, 20-13 Bal.	- 71,246

## RAVENS VS. AFC WEST

### DENVER BRONCOS — HEAD COACH MIKE SHANAHAN

#### Preseason Series, No Meetings

#### Regular Season Series Tied, 3-3

10-20-96	- Broncos, 45-34 @ Den.	- 70,453
9-30-01	- Ravens, 20-13 @ Den.	- 75,082
9-30-02	- Ravens, 34-23 Bal.	- 69,638
10-26-03	- Ravens, 26-6 Bal.	- 69,721
12-11-05	- Broncos, 12-10 @ Den.	- 75,651
10-9-06	- Broncos, 13-3 @ Den.	- 76,355

#### Ravens Lead Postseason Series, 1-0

12-31-00	- Ravens, 21-3 Bal.	- 69,638
	Wild Card	

### KANSAS CITY CHIEFS — HEAD COACH HERM EDWARDS

#### Preseason Series, No Meetings

#### Chiefs Lead Regular Season Series, 3-1

10-21-99	- Chiefs, 35-8 Bal.	- 68,771
9-28-03	- Chiefs, 17-10 Bal.	- 69,459
10-4-04	- Chiefs, 27-24 Bal.	- 69,827
12-10-06	- Ravens, 20-10 @ KC	- 77,232

### OAKLAND RAIDERS — HEAD COACH LANE KIFFIN

#### Preseason Series, No Meetings

#### Ravens Lead Regular Season Series, 3-1

9-1-96	- Ravens, 19-14 Bal.	- 64,124
11-8-98	- Ravens, 13-10 Bal.	- 69,037
12-14-03	- Raiders, 20-12 @ Oak.	- 45,398
9-17-06	- Ravens, 28-6 Bal.	- 70,744

#### Ravens Lead Postseason Series, 1-0

1-14-01	- Ravens, 16-3 @ Oak.	- 62,784
	AFC Championship	

### SAN DIEGO CHARGERS — HEAD COACH NORV TURNER

#### Preseason Series, No Meetings

#### Regular Season Series Tied, 3-3

9-28-97	- Chargers, 21-17 @ SD	- 54,094
11-15-98	- Chargers, 14-13 @ SD	- 54,388
12-10-00	- Ravens, 24-3 Bal.	- 68,805
9-21-03	- Ravens, 24-10 @ SD	- 52,028
10-1-06	- Ravens, 16-13 Bal.	- 70,743
11-25-07	- Chargers, 32-14 @ SD	- 63,337



## RAVENS VS. NFC NORTH

### CHICAGO BEARS — HEAD COACH LOVIE SMITH

#### Ravens Lead Preseason Series, 1-0

8-8-98 - Ravens, 19-14 @ Chi. - 65,938

#### Bears Lead Regular Season Series, 2-1

12-20-98 - Bears, 24-3 @ Chi. - 40,853  
9-9-01 - Ravens, 17-6 Bal. - 69,365  
10-23-05 - Bears, 10-6 @ Chi. - 62,102

### DETROIT LIONS — HEAD COACH ROD MARINELLI

#### Ravens Lead Preseason Series, 2-0

8-9-02 - Ravens, 12-6 Bal. - 67,421  
8-28-04 - Ravens, 17-6 Bal. - 69,552

#### Regular Season Series Tied, 1-1

12-27-98 - Ravens, 19-10 Bal. - 68,045  
10-9-05 - Lions, 35-17 @ Det. - 61,201

### GREEN BAY PACKERS — HEAD COACH MIKE MCCARTHY

#### Packers Lead Preseason Series, 1-0

8-17-96 - Packers, 17-15 Bal. - 62,025

#### Packers Lead Regular Season Series, 2-1

10-25-98 - Packers, 28-10 @ GB - 59,860  
10-14-01 - Packers, 31-23 @ GB - 59,866  
12-19-05 - Ravens, 48-3 Bal. - 70,604

### MINNESOTA VIKINGS — HEAD COACH BRAD CHILDRESS

#### Vikings Lead Preseason Series, 1-0

8-25-06 - Vikings, 30-7 @ Min. - 63,257

#### Ravens Lead Regular Season Series, 2-1

12-13-98 - Vikings, 38-28 Bal. - 69,074  
1-7-02 - Ravens, 19-3 Bal. - 69,465  
12-25-05 - Ravens, 30-23 Bal. - 70,246

## RAVENS VS. NFC SOUTH

### ATLANTA FALCONS — HEAD COACH MIKE SMITH

#### Ravens Lead Preseason Series, 3-2

8-21-99 - Ravens, 19-6 @ Atl. - 44,843  
8-16-03 - Ravens, 13-10 @ Atl. - 68,237  
8-12-04 - Ravens, 24-0 Bal. - 69,299  
8-13-05 - Falcons, 16-3 @ Atl. - 67,123  
8-31-07 - Falcons, 13-10 @ Atl. - 71,377

#### Ravens Lead Regular Season Series, 2-1

10-3-99 - Ravens, 19-13 OT @ Atl. - 50,712  
11-3-02 - Falcons, 20-17 @ Atl. - 68,532  
11-19-06 - Ravens, 24-10 Bal. - 70,790

### CAROLINA PANTHERS — HEAD COACH JOHN FOX

#### Ravens Lead Preseason Series, 2-1

8-28-99 - Ravens, 28-24 Bal. - 66,247  
8-18-00 - Ravens, 24-13 @ Car. - 72,551  
8-23-01 - Panthers, 20-17 Bal. - 66,619

#### Panthers Lead Regular Season Series, 3-0

12-15-96 - Panthers, 27-16 @ Car. - 70,075  
9-8-02 - Panthers, 10-7 @ Car. - 70,386  
10-15-06 - Panthers, 23-21 Bal. - 70,762

## RAVENS VS. NFC SOUTH (CONT'D)

### NEW ORLEANS SAINTS — HEAD COACH SEAN PAYTON

#### Ravens Lead Preseason Series, 1-0

8-26-05 - Ravens, 21-6 @ NO - 44,485

#### Ravens Lead Regular Season Series, 3-1

9-29-96 - Ravens, 17-10 Bal. - 61,063  
12-19-99 - Ravens, 31-8 Bal. - 67,597  
12-8-02 - Saints, 37-25 Bal. - 69,334  
10-29-06 - Ravens, 35-22 Bal. - 69,152

### TAMPA BAY BUCCANEERS — HEAD COACH JON GRUDEN

#### Preseason Series, No Meetings

#### Bucs Lead Regular Season Series, 2-1

12-29-01 - Bucs, 22-10 @ TB - 65,619  
9-15-02 - Bucs, 25-0 Bal. - 69,304  
9-10-06 - Ravens, 27-0 @ TB - 65,087

## RAVENS VS. NFC EAST

### DALLAS COWBOYS — HEAD COACH WADE PHILLIPS

#### Preseason Series, No Meetings

#### Ravens Lead Regular Season Series, 2-0

11-19-00 - Ravens, 27-0 Bal. - 69,416  
11-21-04 - Ravens, 30-10 Bal. - 69,924

### NEW YORK GIANTS — HEAD COACH TOM COUGHLIN

#### Ravens Lead Preseason Series, 6-5

8-10-96 - Ravens, 37-27 @ NYG - 39,799  
8-2-97 - Giants, 21-20 Bal. - 53,268  
8-28-98 - Ravens, 14-6 @ NYG - 48,754  
9-3-99 - Ravens, 28-24 Bal. - 60,092  
8-25-00 - Ravens, 24-17 @ NYG - 76,527  
8-31-01 - Ravens, 38-9 Bal. - 66,197  
8-29-02 - Giants, 13-0 @ NYG - 76,572  
8-28-03 - Giants, 30-24 Bal. - 68,169  
9-2-04 - Ravens, 27-17 @ NYG - 75,498  
8-11-06 - Giants, 17-16 Bal. - 70,249  
8-19-07 - Giants, 13-12 Bal. - 70,754

#### Ravens Lead Regular Season Series, 2-0

9-14-97 - Ravens, 24-23 @ NYG - 69,768  
12-12-04 - Ravens, 37-14 Bal. - 69,856

#### Ravens Lead Postseason Series, 1-0

1-28-01 - Ravens, 34-7 @ TB - 71,921  
Super Bowl

### PHILADELPHIA EAGLES — HEAD COACH ANDY REID

#### Ravens Lead Preseason Series, 7-3

8-3-96 - Ravens, 17-9 Bal. - 63,804  
8-16-97 - Eagles, 24-13 @ Phi. - 60,939  
8-24-98 - Ravens, 23-6 Bal. - 65,970  
8-12-99 - Ravens, 10-7 @ Phi. - 43,552  
8-5-00 - Ravens, 16-13 Bal. - 65,459  
8-13-01 - Game Cancelled - Field Conditions  
8-23-02 - Ravens, 13-12 Bal. - 58,443  
8-20-04 - Eagles, 26-17 @ Phi. - 67,218  
8-20-05 - Eagles, 20-14 Bal. - 70,303  
8-17-06 - Ravens, 20-10 Bal. - 70,255  
8-13-07 - Ravens, 29-3 Bal. - 71,060

#### Regular Season Series Tied, 1-0-1

11-16-97 - Tie, 10-10 Bal. **OT** - 63,546  
10-31-04 - Eagles, 15-10 @ Phi. - 67,715

## RAVENS VS. NFC EAST (CONT'D)

### WASHINGTON REDSKINS — HEAD COACH JIM ZORN

#### Preseason Series Tied, 2-2

8-23-03	- Redskins, 24-3 @ Was.	- 70,460
9-1-05	- Ravens, 26-20 Bal. (OT)	- 69,885
8-31-06	- Ravens, 17-10 @ Was.	- 60,326
8-25-07*	- Redskins, 13-7 @ Was	- 60,080

#### Ravens Lead Regular Season Series, 2-1

10-26-97	- Ravens, 20-17 @ Was.	- 75,067
10-15-00	- Redskins, 10-3 @ Was.	- 83,252
10-10-04	- Ravens, 17-10 @ Was.	- 90,287

\*Game Terminated (3rd Qtr. - Weather Conditions)

## RAVENS VS. NFC WEST

### ARIZONA CARDINALS — HEAD COACH KEN WHISENHUNT

#### Preseason Series, No Meetings

#### Ravens Lead Regular Season Series, 3-1

11-28-97	- Cardinals, 16-13 Bal.	- 53,976
12-17-00	- Ravens, 13-7 @ Ari.	- 37,452
10-12-03	- Ravens 26-18 @ Ari.	- 24,193
9-23-07	- Ravens, 26-23 Bal.	- 71,372

### ST. LOUIS RAMS — HEAD COACH SCOTT LINEHAN

#### Preseason Series, No Meetings

#### Regular Season Series Tied, 2-2

10-27-96	- Ravens, 37-31 Bal. (OT)	- 60,256
9-12-99	- Rams, 27-10 @ STL	- 62,100
11-9-03	- Rams, 33-22 @ STL	- 66,085
10-14-07	- Ravens, 22-3 Bal.	- 71,175

### SAN FRANCISCO 49ERS — HEAD COACH MIKE NOLAN

#### Preseason Series, No Meetings

#### Ravens Lead Regular Season Series, 2-1

11-17-96	- 49ers, 38-20 @ SF	- 51,596
11-30-03	- Ravens, 44-6 Bal.	- 69,549
10-7-07	- Ravens, 9-7 @ SF	- 67,885

### SEATTLE SEAHAWKS — HEAD COACH MIKE HOLMGREN

#### Preseason Series, No Meetings

#### Ravens Lead Regular Season Series, 2-1

12-7-97	- Ravens, 31-24 Bal.	- 54,395
11-23-03	- Ravens, 44-41 Bal. OT	- 69,477
12-23-07	- Seahawks, 27-6 @ Sea.	- 68,164

## RING OF HONOR PRESENTED BY SMYTH JEWELERS

2008 - LT Jonathan Ogden ¥ 2006 - LB Peter Boulware

2004 - DE Michael McCrary ¥ 2003 - Art Modell

2002 - 8 Baltimore Colts: QB Johnny Unitas, WR Raymond Berry, RB Lenny Moore, DT Art

Donovan, DE Gino Marchetti, TE John Mackey, OT Jim Parker and LB Ted Hendricks

(all of those players listed are NFL Hall of Famers) ¥ 2001 - RB Earnest Byner

The Ravens' Ring of Honor, presented by Smyth Jewelers, salutes special inductees at M&T Bank Stadium with banners. Each is recognized for their extraordinary contributions to the NFL, the Baltimore Ravens and the community.

# 1996 STATISTICS

## RESULTS AND ATTENDANCE

### WON 4, LOST 12

09/01	W	19-14	Oakland	64,124
09/08	L	17-31	at Pittsburgh	57,241
09/15	L	13-29	at Houston	20,082
09/22			BYE WEEK	
09/29	W	17-10	New Orleans	61,063
10/06	L	38-46	New England	63,569
10/13	L	21-26	at Indianapolis	56,978
10/20	L	34-45	at Denver	70,453
10/27	W	37-31 (OT)	St. Louis	60,256
11/03	L	21-24	Cincinnati	60,743
11/10	L	27-30	at Jacksonville	64,628
11/17	L	20-38	at San Francisco	51,596
11/24	L	25-28 (OT)	Jacksonville	57,384
12/01	W	31-17	Pittsburgh	51,822
12/08	L	14-21	at Cincinnati	43,022
12/15	L	16-27	at Carolina	70,075
12/22	L	21-24	Houston	52,704

## TEAM STATISTICS

	RAVENS	OPPONENT
<b>TOTAL FIRST DOWNS</b>	<b>338</b>	<b>351</b>
Rushing	108	115
Passing	208	213
Penalty	22	23
3rd Down: Made/Att	88/201	108/224
3rd Down Pct.	43.8	48.2
4th Down: Made/Att	4/10	7/13
4th Down Pct.	40.0	53.8
<b>TOTAL NET YARDS</b>	<b>5723</b>	<b>5889</b>
Avg. Per Game	357.7	368.1
Total Plays	1024	1075
Avg. Per Play	5.6	5.5
<b>NET YARDS RUSHING</b>	<b>1745</b>	<b>1920</b>
Avg. Per Game	109.1	120.0
Total Rushes	416	508
<b>NET YARDS PASSING</b>	<b>3978</b>	<b>3969</b>
Avg. Per Game	248.6	248.1
Sacked/Yards Lost	38/296	30/146
Gross Yards	4274	4115
Att./Completions	570/335	537/350
Completion Pct.	58.8	65.2
Had Intercepted	20	15
<b>PUNTS/AVERAGE</b>	<b>69/43.2</b>	<b>68/42.4</b>
<b>NET PUNTING AVG.</b>	<b>37.8</b>	<b>35.6</b>
<b>PENALTIES/YARDS</b>	<b>94/818</b>	<b>104/744</b>
<b>FUMBLES/BALL LOST</b>	<b>23/13</b>	<b>23/7</b>
<b>TOUCHDOWNS</b>	<b>45</b>	<b>50</b>
Rushing	10	18
Passing	34	27
Returns	1	5

## SCORE BY PERIODS

	1	2	3	4	OT	PTS				
<b>RAVENS</b>	<b>70</b>	<b>129</b>	<b>64</b>	<b>102</b>	<b>6</b>	<b>371</b>				
<b>Opponents</b>	<b>88</b>	<b>128</b>	<b>92</b>	<b>130</b>	<b>3</b>	<b>441</b>				
<b>SCORING</b>	<b>R</b>	<b>P</b>	<b>KR</b>	<b>DR</b>	<b>PAT</b>	<b>FG</b>	<b>2R</b>	<b>2P</b>	<b>S</b>	<b>TP</b>
Stover	0	0	0	0	34/35	19/25	0	0	0	91
Jackson	0	14	0	0	0/0	0/0	0	2	0	88
Alexander	0	9	0	0	0/0	0/0	0	1	0	56
Byner	4	1	0	0	0/0	0/0	0	0	0	30
Morris	4	1	0	0	0/0	0/0	0	0	0	30
Testaverde	2	0	0	0	0/0	0/0	1	0	0	14
Turner	0	2	0	0	0/0	0/0	0	0	0	12
Arvie	0	1	0	0	0/0	0/0	0	0	0	6
Caldwell	0	0	0	1	0/0	0/0	0	0	0	6
Green	0	1	0	0	0/0	0/0	0	0	0	6
Jones	0	1	0	0	0/0	0/0	0	0	0	6
Kinchen	0	1	0	0	0/0	0/0	0	0	0	6
Lewis	0	1	0	0	0/0	0/0	0	0	0	6
Ogden	0	1	0	0	0/0	0/0	0	0	0	6
Williams	0	1	0	0	0/0	0/0	0	0	0	6
Gardner	0	0	0	0	0/0	0/0	1	0	0	2
<b>RAVENS</b>	<b>10</b>	<b>34</b>	<b>0</b>	<b>1</b>	<b>34/35</b>	<b>19/25</b>	<b>2</b>	<b>3</b>	<b>0</b>	<b>371</b>
<b>Opponents</b>	<b>18</b>	<b>27</b>	<b>0</b>	<b>5</b>	<b>41/41</b>	<b>28/31</b>	<b>3</b>	<b>4</b>	<b>1</b>	<b>441</b>

## 2-Pt. Conversions: RAVENS 5-9; Opponents 7-9

**SACKS:** Caldwell 4.5, Pleasant 4.0, Croel 3.0, Burnett 3.0, Williams 3.0, Thompson 3.0, Goad 3.0, Lewis 2.5, Fortune 1.0, Jones 1.0, Lyle 1.0, Brady 0.5, Footman 0.5  
**RAVENS 30.0; Opponents: 38.0**

PASSING	ATT	COMP	YARDS	COMP%	AVG/ATT
Testaverde	549	325	4177	59.2	7.61
Zeier	21	10	97	47.6	4.62
<b>RAVENS</b>	<b>570</b>	<b>335</b>	<b>4274</b>	<b>58.8</b>	<b>7.50</b>
<b>Opponents</b>	<b>537</b>	<b>350</b>	<b>4115</b>	<b>65.2</b>	<b>7.66</b>

## RUSHING

	NO	YDS	AVG	LG	TD
Morris	172	737	4.3	19	4
Byner	159	634	4.0	42	4
Testaverde	34	188	5.5	22	2
Gardner	26	108	4.2	19	0
Hoard	15	61	4.1	10	0
Turner	2	12	6.0	6	0
Zeier	2	8	4.0	5	0
Hunter	1	0	0.0	0	0
Montgomery	1	0	0.0	0	0
Alexander	3	0	0.0	12	0
Lewis	1	-3	-3.0	-3	0
<b>RAVENS</b>	<b>416</b>	<b>1745</b>	<b>4.2</b>	<b>42</b>	<b>10</b>
<b>Opponents</b>	<b>508</b>	<b>1920</b>	<b>3.8</b>	<b>71</b>	<b>18</b>

## RECEIVING

	NO	YDS	AVG	LG	TD
Jackson	76	1201	15.8	86t	14
Alexander	62	1099	17.7	64t	9
Kinchen	55	581	10.6	29	1
Turner	38	461	12.1	27t	2
Byner	30	270	9.0	40	1
Morris	25	242	9.7	52t	1
Green	15	150	10.0	23	1
Williams	13	85	6.5	19	1
Gardner	7	28	4.0	7	0
Lewis	5	78	15.6	24	1
Ethridge	2	24	12.0	15	0
Bishop	2	22	11.0	13	0
Hunter	1	25	25.0	25	0
Hoard	1	4	4.0	4	0
Jones	1	2	2.0	2t	1
Ogden	1	1	1.0	1t	1
Arvie	1	1	1.0	1t	1
<b>RAVENS</b>	<b>335</b>	<b>4274</b>	<b>12.8</b>	<b>86t</b>	<b>34</b>
<b>Opponents</b>	<b>350</b>	<b>4115</b>	<b>11.8</b>	<b>55</b>	<b>27</b>

## INTERCEPTIONS

	NO	YDS	AVG	LG	TD
Langham	5	59	11.8	28	0
Turner	5	1	0.2	1	0
Caldwell	1	45	45.0	45t	1
Adams	1	16	16.0	16	0
Croel	1	16	16.0	16	0
Moore	1	10	10.0	10	0
Lewis	1	0	0.0	0	0
<b>RAVENS</b>	<b>15</b>	<b>147</b>	<b>9.8</b>	<b>45t</b>	<b>1</b>
<b>Opponents</b>	<b>20</b>	<b>349</b>	<b>17.5</b>	<b>68t</b>	<b>3</b>

## PUNTING

	NO	YDS	AVG	TB	In	LG	Blk
Montgomery	68	2980	43.8	5	23	67	1
Team	1	0	0.0	0	0	0	0
<b>RAVENS</b>	<b>69</b>	<b>2980</b>	<b>43.2</b>	<b>5</b>	<b>23</b>	<b>67</b>	<b>1</b>
<b>Opponents</b>	<b>68</b>	<b>2881</b>	<b>42.4</b>	<b>5</b>	<b>27</b>	<b>64</b>	<b>0</b>

## PUNT RETURNS

	Ret	FC	YDS	AVG	LG	TD
Lewis	36	13	339	9.4	46	0
Alexander	1	0	15	15.0	15	0
Ethridge	0	1	0	3.0	3	0
Hunter	0	1	0	-	0	0
<b>RAVENS</b>	<b>38</b>	<b>14</b>	<b>357</b>	<b>9.4</b>	<b>46</b>	<b>0</b>
<b>Opponents</b>	<b>27</b>	<b>14</b>	<b>273</b>	<b>10.1</b>	<b>47</b>	<b>0</b>

## KICKOFF RETURNS

	NO	YDS	AVG	LG	TD
Lewis	41	883	21.5	44	0
Baldwin	20	405	20.3	34	0
Hunter	9	178	19.8	29	0
Ethridge	8	171	21.4	29	0
Byner	4	61	15.3	19	0
Kinchen	1	19	19.0	19	0
Alexander	1	13	13.0	13	0
Morris	1	3	3.0	3	0
Isaia	0	-1	2.0	-1	0
Frederick	0	-1	0.0	-1	0
<b>RAVENS</b>	<b>86</b>	<b>1734</b>	<b>20.2</b>	<b>44</b>	<b>0</b>
<b>Opponents</b>	<b>70</b>	<b>1402</b>	<b>20.0</b>	<b>51</b>	<b>0</b>

## FIELD GOALS

	1-19	20-29	30-39	40-49	50+
Stover	0/0	8/8	5/6	5/10	1/1
<b>RAVENS</b>	<b>0/0</b>	<b>8/8</b>	<b>5/6</b>	<b>5/10</b>	<b>1/1</b>
<b>Opponents</b>	<b>0/0</b>	<b>11/11</b>	<b>10/11</b>	<b>5/7</b>	<b>2/2</b>

**Stover:** (25,37); (29); (0); (38, 48SH, 49WL); (0); (0); (45,33); (43WL, 50, 32WL); (0); (21,21); (43,25); (21,29,41,33,49WR); (40); (45SH); (37,46,25); (0)  
**Opponents:** (0); (35); (41,44); (23,38WL); (22,35,50); (27,30); (34); (50,38,36); (41,49,34); (23,33,24); (27); (29,41WL,34); (22); (49SH,23,26); (29,44); (37)

	TD	TD%	INT	INT%	LG	TKLD/LOST	RATING
33	6.0	19	3.5	86t	34/270	88.7	
1	4.8	1	4.8	15	4/26	57.0	
<b>34</b>	<b>6.0</b>	<b>20</b>	<b>3.5</b>	<b>86t</b>	<b>38/296</b>	<b>87.6</b>	
<b>27</b>	<b>5.0</b>	<b>15</b>	<b>2.8</b>	<b>55</b>	<b>30/146</b>	<b>93.4</b>	

## 1996 DEFENSIVE STATISTICS

FROM COACHES VIDEO

PLAYER	TT	SOLO	AS	SACKS	YDS	PD	FR	FF	INT
Lewis, Ray	142	104	38	2.5	8.5	6	0	0	1
Turner, Eric	112	80	32	0.0	0.0	15	0	0	5
Moore, Stevon	108	78	30	0.0	0.0	5	1	0	1
Croel, Mike	81	56	25	3.0	11.0	1	0	2	1
Caldwell, Mike	76	49	27	4.5	35.5	3	0	1	1
Brady, Donny	66	53	13	0.5	4.5	10	1	0	0
Jones, James	59	37	22	1.0	5.0	3	0	1	0
Langham, Antonio	47	39	8	0.0	0.0	21	0	0	5
Goganious, Keith	47	33	14	0.0	0.0	0	0	0	0
Sutter, Ed	46	25	21	0.0	0.0	2	0	0	0
Williams, Jerrol	43	30	13	3.0	8.0	0	1	2	0
Goad, Tim	42	29	13	3.0	19.0	1	0	0	0
Frederick, Mike	37	23	14	0.0	0.0	1	0	0	0
Pleasant, Anthony	33	28	5	4.0	23.0	1	1	0	0
Footman, Dan	32	22	10	0.5	1.5	1	0	2	0
Adams, Vashone	29	23	6	0.0	0.0	4	0	0	1
Burnett, Rob	29	20	9	3.0	17.0	0	0	1	0
Jenkins, Deron	24	19	5	0.0	0.0	2	1	1	0
Booth, Issac	18	15	3	0.0	0.0	6	0	0	0
Fortune, Elliott	16	11	5	1.0	4.0	0	0	0	0
Thompson, Bennie	15	10	5	3.0	5.0	2	0	0	0
Lyle, Rick	12	7	5	1.0	4.0	0	0	0	0
Brew, Dorian	4	4	0	0.0	0.0	0	0	0	0
Turner, Floyd	0	0	0	0.0	0.0	0	0	1	0
Powell, Craig	0	0	0	0.0	0.0	0	0	0	0

## 1996 SPECIAL TEAMS STATISTICS

FROM COACHES VIDEO

PLAYER	TT	SOLO	AS	FR	FF	BK
Thompson, Bennie	15	10	5	0	0	0
Gardner, Carwell	13	8	5	0	0	0
Sutter, Ed	11	8	3	1	0	0
Adams, Vashone	11	6	5	0	0	0
Jenkins, Deron	10	7	3	0	2	0
Goganious, Keith	10	6	4	0	0	0
Powell, Craig	8	7	1	0	0	0
Langham, Antonio	7	4	3	0	1	0
Clark, Seldric	6	5	1	0	0	0
Kinchen, Brian	6	3	3	0	0	0
Booth, Issac	5	4	1	0	0	0
Daniels, Dexter	5	3	2	0	0	0
Williams, Jerrol	5	2	3	0	0	0
Byner, Earnest	4	4	0	0	0	0
Dowden, Corey	4	2	2	0	0	0
Brady, Donny	3	3	0	0	0	0
Brew, Dorian	3	2	1	0	0	0
Ethridge, Ray	2	2	0	1	0	0
Lewis, Jermaine	2	2	0	0	0	0
Baldwin, Randy	2	2	0	0	0	0
Hartley, Frank	2	1	1	0	0	0
Stover, Matt	1	1	0	0	0	0
Lewis, Ray	1	1	0	0	0	0
Moore, Stevon	1	0	1	0	0	0

### TOP THREE

SOLO	SACKS	FF	FR	PD
104 Ray Lewis	4.5 Mike Caldwell	2 Mike Croel	1 5 players tied	21 Antonio Langham
80 Eric Turner	4 Anthony Pleasant	2 Dan Footman		15 Eric Turner
78 Stevon Moore	5 3 players tied	2 Jerrol Williams		10 Donny Brady

### 1996 USUAL STARTING LINEUPS

OFFENSE		DEFENSE	
WR1 81 Michael Jackson	LDE 90 Rob Burnett		
WR2 82 Derrick Alexander	NT 97 James Jones		
LT 66 Tony Jones	RDE 99 Anthony Pleasant		
LG 75 Jonathan Ogden	LOLB 51 Mike Croel		
C 61 Steve Everitt	LILB 52 Ray Lewis		
RG 63 Wally Williams	RILB 56 Mike Caldwell		
RC 69 Jeff Blackshear	ROLB 57 Jerrol Williams		
RT 77 Orlando Brown	50 Keith Goganious		
TE 88 Brian Kinchen	LCB 38 Antonio Langham		
QB 12 Vinny Testaverde	RCB 24 Donny Brady		
RB 33 Bam Morris	SS 27 Stevon Moore		
21 Earnest Byner	FS 29 Eric Turner		
FB 35 Carwell Gardner			

### 1996 RAVENS COACHES

**Ted Marchibroda**, Head Coach; **Kirk Ferentz**, Assistant Head Coach-Offense; **Marvin Lewis**, Defensive Coordinator; **Maxie Baughan**, Linebackers; **Jacob Burney**, Defensive Line; **Pat Hill**, Tight Ends/Offensive Line; **Al Lavan**, Running Backs; **Scott O'Brien**, Special Teams; **Alvin Reynolds**, Secondary; **Mike Sheppard**, Wide Receivers; **Jerry Simmons**, Strength and Conditioning; **Don Strook**, Quarterbacks; **Eric Mangini**, Quality Control/Offense; **Jim Schwartz**, Quality Control/Defense; **John Settle**, Quality Control/Special Teams

### 1996 RAVENS HONOR ROLL

**Pro Bowl:** S Eric Turner (2nd alternate, started); QB Vinny Testaverde (3rd QB)

**All Pro:** LG Jonathan Ogden (*SI, Dallas Morning News*)

**Ravens Roost Unsung Hero:** RB Earnest Byner

**Ravens Roost Extra Effort Award:** TE Brian Kinchen

**Ed Block Courage Award:** DE Anthony Pleasant

### BALTIMORE RAVENS 1996 SEASON REVIEW

Record	4-12	Trailing at Halftime	2-8
vs. AFC Central	1-7	Leading After 3 Quarters	2-4
vs. AFC	2-10	Trailing After 3 Quarters	2-8
vs. NFC	2-2	Winning Coin Toss	2-6
Home	4-4	Losing Coin Toss	2-6
Away	0-8	Decided by 7 Points or Less	3-6
On Grass	4-8	Decided by 3 Points or Less	0-4
Artificial Turf	0-4	When Scoring First	3-5
Outdoors	4-10	When Not Scoring First	1-7
Indoors	0-2	Overtime	1-1
Leading at Halftime	2-4	Preseason	3-1



# 1997 STATISTICS

## RESULTS AND ATTENDANCE

### WON 6, LOST 9, TIED 1

08/31	L	27-28	Jacksonville	61,018
09/07	W	23-10	Cincinnati	52,968
09/14	W	24-23	at New York	69,768
09/21	W	36-10	at Tennessee	17,737
09/28	L	17-21	at San Diego	54,094
10/05	L	34-42	Pittsburgh	64,421
10/12			BYE WEEK	
10/19	L	13-24	Miami	64,354
10/26	W	20-17	at Washington	75,067
11/02	L	16-19 (OT)	New York Jets	77,716
11/09	L	0-37	at Pittsburgh	56,669
11/16	T	10-10 (OT)	Philadelphia	63,546
11/23	L	13-16	Arizona	53,976
11/30	L	27-29	at Jacksonville	63,712
12/07	W	31-24	Seattle	54,395
12/14	W	21-19	Tennessee	60,558
12/21	L	14-16	at Cincinnati	50,917

## TEAM STATISTICS

	RAVENS	OPPONENT
<b>TOTAL FIRST DOWNS</b>	<b>292</b>	<b>306</b>
Rushing	99	101
Passing	176	180
Penalty	17	25
3rd Down: Made/Att	82/227	94/233
3rd Down Pct.	36.1	40.3
4th Down: Made/Att	12/21	7/14
4th Down Pct.	57.1	50.0
<b>TOTAL NET YARDS</b>	<b>5291</b>	<b>5363</b>
Avg. Per Game	330.7	335.2
Total Plays	1043	1068
Avg. Per Play	5.1	5.0
<b>NET YARDS RUSHING</b>	<b>1589</b>	<b>1690</b>
Avg. Per Game	99.3	105.6
Total Rushes	420	470
<b>NET YARDS PASSING</b>	<b>3702</b>	<b>3673</b>
Avg. Per Game	231.4	229.6
Sacked/Yards Lost	37/227	42/293
Gross Yards	3929	3966
Att./Completions	586/338	556/332
Completion Pct.	57.7	59.7
Had Intercepted	16	17
<b>PUNTS/AVERAGE</b>	<b>83/42.7</b>	<b>82/44.0</b>
<b>NET PUNTING AVG.</b>	<b>36.6</b>	<b>35.5</b>
<b>PENALTIES/YARDS</b>	<b>101/777</b>	<b>106/822</b>
<b>FUMBLES/BALL LOST</b>	<b>37/17</b>	<b>23/11</b>
<b>TOUCHDOWNS</b>	<b>35</b>	<b>39</b>
Rushing	7	17
Passing	25	20
Returns	3	2

## SCORE BY PERIODS

	1	2	3	4	OT	T	S
<b>RAVENS</b>	<b>67</b>	<b>98</b>	<b>58</b>	<b>103</b>	<b>0</b>	<b>326</b>	<b>3</b>
<b>Opponents</b>	<b>89</b>	<b>92</b>	<b>81</b>	<b>80</b>	<b>0</b>	<b>345</b>	<b>3</b>

SCORING	R	P	KR	DR	PAT	FG	2R	2P	S	TP
Stover	0	0	0	0	32/32	26/34	0	0	0	110
Alexander	0	9	0	0	0/0	0/0	0	0	0	54
Lewis	0	6	2	0	0/0	0/0	0	0	0	48
Green	0	5	0	0	0/0	0/0	0	0	0	30
Jackson	0	4	0	0	0/0	0/0	0	1	0	26
Morris	4	0	0	0	0/0	0/0	0	0	0	24
Graham	2	0	0	0	0/0	0/0	0	0	0	12
Cotton	1	0	0	0	0/0	0/0	0	0	0	6
Kinchen	0	1	0	0	0/0	0/0	0	0	0	6
Langham	0	0	0	1	0/0	0/0	0	0	0	6
Byner	0	0	0	0	0/0	0/0	0	1	0	2
Team Stat	0	0	0	0	0/0	0/0	0	0	1	2
<b>RAVENS</b>	<b>7</b>	<b>25</b>	<b>2</b>	<b>1</b>	<b>32/32</b>	<b>26/34</b>	<b>0</b>	<b>2</b>	<b>1</b>	<b>326</b>
<b>Opp.</b>	<b>17</b>	<b>20</b>	<b>1</b>	<b>1</b>	<b>33/35</b>	<b>24/34</b>	<b>1</b>	<b>1</b>	<b>1</b>	<b>345</b>

2-Pt. Conversions: RAVENS 2-3; Opponents 2-4

**SACKS:** Boulware 11.5, McCrary 9.0, Jones 6.0, Burnett 4.0, Lewis 4.0, Sharper 3.0, Washington 2.0, Herring 1.0, Langham 1.0, Brown 0.5

**RAVENS 42.0; Opponents 37.0**

PASSING	ATT	COMP	YARDS	COMP%	AVG/ATT
Testaverde	470	271	2971	57.7	6.32
Zeier	116	67	958	57.8	8.26
<b>RAVENS</b>	<b>586</b>	<b>338</b>	<b>3929</b>	<b>57.7</b>	<b>6.70</b>
<b>Opponents</b>	<b>556</b>	<b>332</b>	<b>3966</b>	<b>59.7</b>	<b>7.13</b>

## RUSHING

	NO	YDS	AVG	LG	TD
Morris	204	774	3.8	25	4
Byner	84	313	3.7	19	0
Graham	81	299	3.7	19	2
Testaverde	34	138	4.1	16	0
Lewis	3	35	11.7	24	0
Zeier	10	17	1.7	12	0
Montgomery	1	11	11.0	11	0
Cotton	2	2	1.0	1t	1
Alexander	1	0	0.0	0	0
<b>RAVENS</b>	<b>420</b>	<b>1589</b>	<b>3.8</b>	<b>25</b>	<b>7</b>
<b>Opponents</b>	<b>470</b>	<b>1690</b>	<b>3.6</b>	<b>74t</b>	<b>17</b>

## RECEIVING

	NO	YDS	AVG	LG	TD
Jackson	69	918	13.3	54t	4
Alexander	65	1009	15.5	92	9
Green	65	601	9.2	37t	5
Lewis	42	648	15.4	42t	6
Morris	29	176	6.1	15	0
Byner	21	128	6.1	17	0
Narborough	16	183	11.4	26	0
Graham	12	51	4.3	19	0
Kinchen	11	95	8.6	24t	1
Roe	7	124	17.7	29	0
Testaverde	1	-4	-4.0	-4	0
<b>RAVENS</b>	<b>338</b>	<b>3929</b>	<b>11.6</b>	<b>92</b>	<b>25</b>
<b>Opponents</b>	<b>332</b>	<b>3966</b>	<b>11.9</b>	<b>77</b>	<b>20</b>

## INTERCEPTIONS

	NO	YDS	AVG	LG	TD
Moore	4	56	14.0	38	0
Daniel	3	60	20.0	43	0
Langham	3	40	13.3	40t	1
Staten	2	12	6.0	9	0
Brown	1	21	21.0	21	0
Lewis	1	18	18.0	18	0
Jones	1	15	15.0	15	0
Jenkins	1	15	15.0	15	0
Sharper	1	4	4.0	0	0
<b>RAVENS</b>	<b>17</b>	<b>241</b>	<b>14.2</b>	<b>43</b>	<b>1</b>
<b>Opponents</b>	<b>16</b>	<b>118</b>	<b>7.4</b>	<b>42</b>	<b>0</b>

## PUNTING

	NO	YDS	AVG	TB	In	LG	Bk
Montgomery	83	3540	42.7	2	24	60	0
<b>RAVENS</b>	<b>83</b>	<b>3540</b>	<b>42.7</b>	<b>2</b>	<b>24</b>	<b>60</b>	<b>0</b>
<b>Opponents</b>	<b>82</b>	<b>3611</b>	<b>44.0</b>	<b>7</b>	<b>24</b>	<b>63</b>	<b>0</b>

## PUNT RETURNS

	Ret	FC	YDS	AVG	LG	TD
Lewis	28	13	437	15.6	89t	2
Roe	0	0	72	9.0	14	0
Ethridge	5	1	21	4.2	16	0
Alexander	1	0	34	34.0	34	0
<b>RAVENS</b>	<b>42</b>	<b>14</b>	<b>564</b>	<b>13.4</b>	<b>89t</b>	<b>2</b>
<b>Opponents</b>	<b>53</b>	<b>11</b>	<b>460</b>	<b>8.7</b>	<b>60</b>	<b>0</b>

## KICKOFF RETURNS

	NO	YDS	AVG	LG	TD
Lewis	41	905	22.1	51	0
Roe	9	189	21.0	33	0
Graham	6	115	19.2	24	0
Brew	5	88	17.6	24	0
Singleton	4	64	16.0	19	0
Ethridge	2	37	18.5	22	0
Morris	1	23	23.0	23	0
Holmes	1	14	14.0	14	0
McCloud	1	0	0.0	0	0
Byner	1	0	0.0	0	0
<b>RAVENS</b>	<b>71</b>	<b>1435</b>	<b>20.2</b>	<b>51</b>	<b>0</b>
<b>Opponents</b>	<b>59</b>	<b>1323</b>	<b>22.4</b>	<b>97t</b>	<b>0</b>

## FIELD GOALS

	1-19	20-29	30-39	40-49	50+
Stover	0/0	8/9	12/12	6/11	0/2
<b>RAVENS</b>	<b>0/0</b>	<b>8/9</b>	<b>12/12</b>	<b>6/11</b>	<b>0/2</b>
<b>Opponents</b>	<b>0/0</b>	<b>10/10</b>	<b>6/6</b>	<b>7/16</b>	<b>1/2</b>

**Stover:** (33, 25); (37, 32, 41); (37); (38, 46WL, 42, 49, 34, 36); (47, 35, 28); (34); (38, 23); (48SH, 34, 28); (41, 22, 24); (0); (23, 53WR); (46, 34); (0); (24, 45WR, 42WR); (50BL, 27BL); (44WR)

**Opponents:** (43 WL); (46, 51 WL, 43 WL, 46 BL); (41 WR, 27, 41 WR); (45, 41 WR); (49 WL); (0); (23); (26); (47WR, 28, 33, 31, 37); (52, 22, 39); (33, 40WL); (22, 27, 43); (41, 42, 31, 29, 22); (0); (25, 40); (44)

TD	TD%	INT	INT%	LG	TkLD/LOST	RATING
18	3.8	15	3.2	54t	20/129	75.9
7	6.0	1	0.9	92	17/98	101.1
<b>25</b>	<b>4.3</b>	<b>16</b>	<b>2.7</b>	<b>92</b>	<b>37/227</b>	<b>80.9</b>
<b>20</b>	<b>3.6</b>	<b>17</b>	<b>3.1</b>	<b>77t</b>	<b>42/293</b>	<b>80.8</b>

## 1997 DEFENSIVE STATISTICS

FROM COACHES VIDEO

PLAYER	TT	SOLO	AS	SACKS	YDS	PD	FR	FF	INT
Lewis, Ray	210	163	47	4.0	27.0	9	0	1	1
Moore, Stevon	86	63	23	0.0	0.0	9	0	2	4
McCrary, Micheal	80	59	21	9.0	70.5	2	2	0	0
Sharper, Jamie	79	57	22	3.0	24.0	3	0	1	1
Jones, James	75	50	25	6.0	44.0	1	1	3	0
Boulware, Peter	66	42	24	11.5	70.5	0	0	1	0
Burnett, Rob	59	40	19	4.0	36.0	1	1	0	0
Langham, Antonio	51	41	10	1.0	0.0	14	0	1	3
Herring, Kim	51	34	17	1.0	4.0	1	0	1	0
Jenkins, DeRon	44	40	4	0.0	0.0	7	1	0	1
Siragusa, Tony	44	30	14	0.0	0.0	2	1	0	0
Jones, Rondell	40	32	8	0.0	0.0	4	1	0	1
Webster, Larry	34	25	9	0.0	0.0	0	0	0	0
Brady, Donny	33	29	4	0.0	0.0	7	1	0	0
Staten, Ralph	30	22	8	0.0	0.0	6	0	0	2
Washington, Keith	24	17	7	2.0	16.0	1	0	1	0
Brown, Cornell	17	12	5	0.5	1.0	2	0	2	1
Daniel, Eugene	17	9	8	0.0	0.0	7	0	0	3
Frederick, Mike	10	8	2	0.0	0.0	1	1	0	0
McCloud, Tyrus	9	5	4	0.0	0.0	1	0	0	0
Ward, Chris	3	3	0	0.0	0.0	0	0	0	0
Thompson, Bennie	3	3	0	0.0	0.0	1	0	0	0
Brew, Dorian	3	2	1	0.0	0.0	0	0	0	0
Williams, John	2	2	0	0.0	0.0	2	0	0	0
Taylor, Leland	1	0	1	0.0	0.0	0	0	0	0

## 1997 SPECIAL TEAMS STATISTICS

FROM COACHES VIDEO

PLAYER	TT	SOLO	AS	FR	FF	BK
Brady, Donny	19	17	2	0	0	0
Thompson, Bennie	18	18	0	2	1	0
Herring, Kim	10	9	1	1	0	0
Vinson, Tony	9	9	0	2	0	0
McCloud, Tyrus	9	7	2	1	0	0
Brown, Cornell	8	8	0	0	0	0
Williams, John	7	7	0	0	0	0
Washington, Keith	5	5	0	0	0	0
Jenkins, DeRon	5	4	1	0	0	0
Kinchen, Brian	4	3	1	0	1	0
Moore, Stevon	3	3	0	0	0	0
Byner, Earnest	2	2	0	2	0	0
Graham, Jay	2	2	0	1	0	0
Sharper, Jamie	2	2	0	0	0	0
Langham, Antonio	2	2	0	0	0	0
Holmes, Priest	2	2	0	0	0	0
Jones, Rondell	2	1	1	0	0	1
Brew, Dorian	1	1	0	0	0	0
Peters, Tyrrell	1	1	0	0	0	0
Montgomery, Greg	1	1	0	0	0	0
Ethridge, Ray	1	1	0	0	0	0
Stover, Matt	1	1	0	0	0	0
Cotton, Kenyon	1	0	1	0	0	0
Staten, Ralph	1	0	1	0	0	0
Ofodile, A.J.	1	0	1	0	0	0
Burnett, Rob	0	0	0	0	0	1

### TOP THREE

SOLO	SACKS	FF	FR	PD
163 Ray Lewis	11.5 Peter Boulware	3 James Jones	2 Michael McCrary	14 Antonio Langham
63 Stevon Moore	9.0 Michael McCrary	2 Cornell Brown	1 7 players tied	9 Ray Lewis
59 Michael McCrary	6.0 James Jones	2 Stevon Moore		9 Stevon Moore

### 1997 USUAL STARTING LINEUPS

OFFENSE			DEFENSE		
WR1	81	Michael Jackson	LDE	90	Rob Burnett
WR2	82	Derrick Alexander	LDT	97	James Jones
LT	75	Jonathan Ogden	RDE	98	Tony Siragusa
LG	65	Ben Cavin	RDE	99	Michael McCrary
62	Leo Goetas	LLB	58	Peter Boulware	
C	63	Wally Williams	MLB	52	Ray Lewis
67	Quentin Neujahr	RLB	55	Jamie Sharper	
RG	69	Jeff Blackshear	LCB	38	Antonio Langham
RT	77	Orlando Brown	RCB	25	DeRon Jenkins
TE	86	Eric Green	30	Eugene Daniel	
QB	12	Vinny Testaverde	SS	27	Stevon Moore
WR3	84	Jermaine Lewis	FS	31	Rondell Jones
RB	33	Bam Morris	20	Kim Herring	

### 1997 RAVENS COACHES

**Ted Marchibroda**, Head Coach; **Kirk Ferentz**, Assistant Head Coach-Offense; **Marvin Lewis**, Defensive Coordinator; **Maxie Baughan**, Linebackers; **Jacob Burney**, Defensive Line; **Al Lavan**, Running Backs; **Scott O'Brien**, Special Teams; **Alvin Reynolds**, Secondary; **Richard Mann**, Wide Receivers; **Jerry Simmons**, Strength and Conditioning; **Don Strock**, Quarterbacks; **Ken Whisenhunt**, Tight Ends; **Lester Erb**, Quality Control/Offense; **Jim Schwartz**, Quality Control/Defense; **John Settle**, Quality Control/Special Teams

### 1997 RAVENS HONOR ROLL

**NFL Defensive Rookie of the Year:** LB Peter Boulware  
**Pro Bowl:** OT Jonathan Ogden (starter), Ray Lewis (1st alternate, played in game)  
**All Pro:** OT Jonathan Ogden (*SI, TSN, PFW, CPFW, FD*), LB Ray Lewis (*SI, CPFW*)

**Ravens Roost Unsung Hero:** S Stevon Moore  
**Ravens Roost Extra Effort Award:** S Bennie Thompson  
**Ed Block Courage Award:** OL Wally Williams

### BALTIMORE RAVENS 1997 SEASON REVIEW

Record	6-9-1	Leading After 3 Quarters	4-3-1
vs. AFC Central	3-5	Trailing After 3 Quarters	1-6
vs. AFC	4-8	Winning Coin Toss	2-4
vs. NFC	2-1-1	Losing Coin Toss	4-5-1
Home	3-4-1	Decided by 8 Points or less	4-7
Away	3-5	Decided by 3 Points or less	3-5-1
On Grass	5-6-1	When Scoring First	4-3-1
Artificial Turf	1-3	When Not Scoring First	2-6
Outdoors	6-9-1	Overtime	0-1-1
Indoors	0-0	Preseason	0-4
Leading at Halftime	4-1-1	When Allowing a 100-Yard Rusher	1-3
Tied at Halftime	1-1	When Allowing a 100-Yard Receiver	1-6
Trailing at Halftime	1-7	When Not Allowing a 100-Yard Rusher	5-6-1
Tied After 3 Quarters	1-0	When Not Allowing a 100-Yard Receiver	5-3-1

# 1998 STATISTICS

## RESULTS AND ATTENDANCE

### WON 6, LOST 10

09/06	L	13-20	Pittsburgh	68,847
09/13	W	24-10	at New York Jets	70,063
09/20	L	10-24	at Jacksonville	67,069
09/27	W	31-24	Cincinnati	68,154
10/04			BYE WEEK	
10/11	L	8-12	Tennessee	68,561
10/18	L	6-16	at Pittsburgh	58,620
10/25	L	10-28	at Green Bay	59,860
11/01	L	19-45	Jacksonville	68,915
11/08	W	13-10	Oakland	69,037
11/15	L	13-14	at San Diego	54,388
11/22	W	20-13	at Cincinnati	52,571
11/29	W	38-31	Indianapolis	68,898
12/06	L	14-16	at Tennessee	31,124
12/13	L	28-38	Minnesota	69,074
12/20	L	3-24	at Chicago	40,853
12/27	W	19-10	Detroit	68,045

## TEAM STATISTICS

	RAVENS	OPPONENT
<b>TOTAL FIRST DOWNS</b>	<b>243</b>	<b>298</b>
Rushing	86	90
Passing	140	180
Penalty	17	28
3rd Down: Made/Att	64/207	93/237
3rd Down Pct.	30.9	39.2
4th Down: Made/Att	6/15	4/11
4th Down Pct.	40.0	36.4
<b>TOTAL NET YARDS</b>	<b>4498</b>	<b>5297</b>
Avg. Per Game	281.1	331.1
Total Plays	926	1050
Avg. Per Play	4.9	5.0
<b>NET YARDS RUSHING</b>	<b>1629</b>	<b>1705</b>
Avg. Per Game	101.8	106.6
Total Rushes	408	472
<b>NET YARDS PASSING</b>	<b>2869</b>	<b>3592</b>
Avg. Per Game	179.3	224.5
Sacked/Yards Lost	41/283	39/286
Gross Yards	3152	3878
Att./Completions	477/272	539/316
Completion Pct.	57.0	58.6
Had Intercepted	15	17
<b>PUNTS/AVERAGE</b>	<b>92/42.9</b>	<b>86/42.5</b>
<b>NET PUNTING AVG.</b>	<b>38.3</b>	<b>33.6</b>
<b>PENALTIES/YARDS</b>	<b>113/908</b>	<b>123/1013</b>
<b>FUMBLES/BALL LOST</b>	<b>31/15</b>	<b>17/6</b>
<b>TOUCHDOWNS</b>	<b>29</b>	<b>37</b>
Rushing	7	12
Passing	16	20
Returns	6	5

## SCORE BY PERIODS

	1	2	3	4	OT	PTS
<b>RAVENS</b>	<b>79</b>	<b>63</b>	<b>41</b>	<b>86</b>	<b>0</b>	<b>269</b>
<b>Opponents</b>	<b>96</b>	<b>104</b>	<b>85</b>	<b>50</b>	<b>0</b>	<b>335</b>

## SCORING

	R	P	KR	DR	PAT	FG	2R	2P	S	TP
Stover	0	0	0	0	24/24	21/28	0	0	0	87
Lewis	0	6	2	0	0/0	0/0	0	0	0	48
Holmes	7	0	0	0	0/0	0/0	0	0	0	42
Turner	0	5	0	0	0/0	0/0	2	2	0	34
Johnson	0	1	1	0	0/0	0/0	0	0	0	12
Potts	0	2	0	0	0/0	0/0	0	0	0	12
Woodson	0	0	0	2	0/0	0/0	0	0	0	12
Green	0	1	0	0	0/0	0/0	0	0	0	6
Harris	0	0	1	0	0/0	0/0	0	0	0	6
Roe	0	1	0	0	0/0	0/0	0	0	0	6
Burnett	0	0	0	0	0/0	0/0	0	0	1	2
Stat	0	0	0	0	0/0	0/0	0	0	1	2
<b>RAVENS</b>	<b>7</b>	<b>16</b>	<b>4</b>	<b>2</b>	<b>24/24</b>	<b>21/28</b>	<b>0</b>	<b>2</b>	<b>2</b>	<b>269</b>
<b>Opponents</b>	<b>12</b>	<b>20</b>	<b>3</b>	<b>2</b>	<b>35/35</b>	<b>26/30</b>	<b>0</b>	<b>0</b>	<b>0</b>	<b>335</b>

2-Pt. Conversions: RAVENS 2-5; Opponents 0-2

**SACKS:** McCrary 14.5, Boulware 8.5, Jones 5.5, Lewis 3.0, Burnett 2.5, Brady 1.0, Harris 1.0, Sharper 1.0, Staten 1.0, Washington 1.0

**RAVENS 39.0; Opponents: 41.0**

PASSING	ATT	COMP	YARDS	COMP%	AVG/ATT
Harbaugh	293	164	1839	56.0	6.28
Zeier	181	107	1312	59.1	7.25
Richardson	2	1	1	50.0	0.50
Holmes	1	0	0	0.0	0.00
<b>RAVENS</b>	<b>477</b>	<b>272</b>	<b>3152</b>	<b>57.0</b>	<b>6.61</b>
<b>Opponents</b>	<b>539</b>	<b>316</b>	<b>3878</b>	<b>58.6</b>	<b>7.19</b>

## RUSHING

	NO	YDS	AVG	LG	TD
Holmes	233	1008	4.3	56	7
Rhett	44	180	4.1	46	0
Harbaugh	40	172	4.3	15	0
Potts	36	115	3.2	33	0
Graham	35	109	3.1	12	0
Lewis	5	20	4.0	9	0
Zeier	11	17	1.5	7	0
Cotton	2	8	4.0	7	0
Mitchell	1	0	0.0	0	0
Richardson, W.	1	0	0.0	0	0
Richardson, K.	1	0	0.0	0	0
<b>RAVENS</b>	<b>408</b>	<b>1629</b>	<b>4.0</b>	<b>56</b>	<b>7</b>
<b>Opponents</b>	<b>472</b>	<b>1705</b>	<b>3.6</b>	<b>68</b>	<b>12</b>

## RECEIVING

	NO	YDS	AVG	LG	TD
Holmes	43	260	6.0	25	0
Lewis	41	784	19.1	73t	6
Jackson	38	477	12.6	53	0
Green	34	422	12.4	56	1
Turner	32	512	16.0	66t	5
Potts	30	168	5.6	18	2
Kinchen	13	110	8.5	24	0
Johnson	12	159	13.3	35	1
Rhett	11	65	5.9	16	0
Roe	8	115	14.4	27	1
Graham	5	41	8.2	14	0
Yarborough	4	39	9.8	18	0
Atkins	1	0	0.0	0	0
<b>RAVENS</b>	<b>272</b>	<b>3152</b>	<b>11.6</b>	<b>73t</b>	<b>16</b>
<b>Opponents</b>	<b>316</b>	<b>3878</b>	<b>12.3</b>	<b>78t</b>	<b>20</b>

## INTERCEPTIONS

	NO	YDS	AVG	LG	TD
Woodson	6	108	18.0	60t	2
Starks	5	3	0.6	2	0
Staten	3	25	8.3	14	0
Lewis	2	25	12.5	26	0
Jenkins	1	0	0.0	0	0
<b>RAVENS</b>	<b>17</b>	<b>161</b>	<b>9.5</b>	<b>60t</b>	<b>2</b>
<b>Opponents</b>	<b>15</b>	<b>148</b>	<b>9.9</b>	<b>43</b>	<b>0</b>

## PUNTING

	NO	YDS	AVG	TB	In	LG	Bk
Richardson	90	3948	43.9	7	25	67	0
Team	2	0	0.0	0	0	0	2
<b>RAVENS</b>	<b>92</b>	<b>3948</b>	<b>42.9</b>	<b>7</b>	<b>25</b>	<b>67</b>	<b>2</b>
<b>Opponents</b>	<b>86</b>	<b>3653</b>	<b>42.5</b>	<b>11</b>	<b>21</b>	<b>69</b>	<b>0</b>

## PUNT RETURNS

	Ret	FC	YDS	AVG	LG	TD
Lewis	32	10	405	12.7	87t	2
Roe	9	2	87	9.7	19	0
Thompson	1	0	43	43.0	43	0
Johnson	1	0	6	6.0	6	0
<b>RAVENS</b>	<b>43</b>	<b>12</b>	<b>541</b>	<b>12.6</b>	<b>87t</b>	<b>2</b>
<b>Opponents</b>	<b>40</b>	<b>24</b>	<b>284</b>	<b>7.1</b>	<b>71t</b>	<b>1</b>

## KICKOFF RETURNS

	NO	YDS	AVG	LG	TD
Harris	35	965	27.6	95t	1
Johnson	16	399	24.9	97t	1
Lewis	6	145	24.2	37	0
Graham	3	52	17.3	22	0
Roe	2	40	20.0	27	0
Cotton	2	33	16.5	18	0
Kinchen	2	33	16.5	21	0
Holmes	2	30	15.0	19	0
Potts	1	3	3.0	3	0
<b>RAVENS</b>	<b>69</b>	<b>1700</b>	<b>24.6</b>	<b>97t</b>	<b>2</b>
<b>Opponents</b>	<b>57</b>	<b>1168</b>	<b>20.5</b>	<b>97t</b>	<b>2</b>

## FIELD GOALS

	1-19	20-29	30-39	40-49	50+
Stover	0/0	6/6	5/5	10/17	0/0
<b>RAVENS</b>	<b>0/0</b>	<b>6/6</b>	<b>5/5</b>	<b>10/17</b>	<b>0/0</b>
<b>Opponents</b>	<b>0/0</b>	<b>8/9</b>	<b>6/6</b>	<b>11/12</b>	<b>1/3</b>

**Stover:** (41,42)WR,(42)WL,(45)WL,(25);(29,44)WR;(25);(46);(21,45);(41,40);(38,45)WL;(0);(41)WL,(30,30);(42,42);(34,23);(43,48,47);(0);(45)BL,(27);(30)

**Opponents:**(27,49);(60)SH,(20);(34,25)BL;(48);(26,42)WL,(29);(41,42,40);(0);(33);(23);(0);(40,34);(53,52)BL;(48,48,34);(43,31,45,24,46,20);(20);(39)

	TD	TD%	INT	INT%	LG	SK/LOST	RATING
Harbaugh	12	4.1	11	3.8	66t	23/145	72.9
Zeier	4	2.2	3	1.7	73t	18/138	82.0
Richardson	0	0.0	0	0.0	1	0/0	56.3
Holmes	0	0.0	1	100.0	0	0/0	0.0
<b>RAVENS</b>	<b>16</b>	<b>3.4</b>	<b>15</b>	<b>3.1</b>	<b>73t</b>	<b>41/283</b>	<b>75.2</b>
<b>Opponents</b>	<b>20</b>	<b>3.7</b>	<b>17</b>	<b>3.2</b>	<b>78t</b>	<b>39/286</b>	<b>80.1</b>

## 1998 DEFENSIVE STATISTICS

FROM COACHES VIDEO

PLAYER	TT	SOLO	AS	SACKS	YDS	PD	FR	FF	INT
Lewis, Ray	154	119	35	3.0	14.0	10	0	1	2
McCrary, Michael	102	68	34	14.5	124.0	1	0	1	0
Moore, Stevon	96	70	26	0.0	0.0	5	0	0	0
Woodson, Rod	84	74	10	0.0	0.0	23	0	0	6
Sharper, Jamie	84	49	35	1.0	14.0	3	0	0	0
Boulware, Peter	83	41	42	8.5	49.5	6	1	0	0
Jones, James	75	43	32	5.5	41.0	1	1	1	0
Burnett, Rob	70	46	24	2.5	24.5	0	1	0	0
Siragusa, Tony	68	40	28	0.0	0.0	2	1	1	0
Harris, Corey	54	43	11	1.0	8.0	1	0	1	0
Starks, Duane	50	43	7	0.0	0.0	19	0	2	5
Jenkins, DeRon	42	38	4	0.0	0.0	17	0	0	1
Staten, Ralph	35	27	8	1.0	3.0	8	0	0	3
McCloud, Tyrus	26	20	6	0.0	0.0	1	0	0	0
Herring, Kim	23	18	5	0.0	0.0	1	0	0	0
Washington, Keith	15	12	3	1.0	7.0	1	0	0	0
Webster, Larry	15	9	6	0.0	0.0	0	0	0	0
Olsavsky, Jerry	13	9	4	0.0	0.0	0	0	1	0
Brown, Cornell	10	6	4	0.0	0.0	0	0	0	0
Brady, Donny	4	3	1	1.0	8.0	0	0	0	0
Dalton, Lionel	4	2	2	0.0	0.0	0	0	1	0
Frederick, Mike	2	2	0	0.0	0.0	0	0	0	0
Peters, Tyrell	1	0	1	0.0	0.0	0	0	0	0
Williams, John	0	0	0	0.0	0.0	1	0	0	0

## 1998 SPECIAL TEAMS STATISTICS

FROM COACHES VIDEO

PLAYER	TT	SOLO	AS	FR	FF	BK
Thompson, Bennie	22	15	7	0	0	0
Williams, John	20	15	5	1	0	0
Brady, Donny	14	9	5	0	0	0
Brown, Cornell	11	9	2	0	1	0
Olsavsky, Jerry	8	4	4	0	0	0
Kopp, Jeff	7	5	2	0	0	0
Peters, Tyrell	7	4	3	0	0	0
Starks, Duane	6	6	0	0	0	0
Harris, Corey	6	5	1	0	1	0
Washington, Keith	6	5	1	0	0	0
Kinchen, Brian	6	3	3	0	0	0
Holmes, Priest	5	2	3	0	0	0
Herring, Kim	3	2	1	0	0	0
Staten, Ralph	3	2	1	0	0	0
Stover, Matt	2	2	0	0	0	0
Sharper, Jamie	1	1	0	0	0	0
McCloud, Tyrus	1	1	0	0	0	0
LeBel, Harper	1	1	0	0	0	0
Richardson, Kyle	1	1	0	0	0	0
Yarborough, Ryan	1	1	0	0	0	0
Rhett, Errict	1	1	0	0	0	0
Cotton, Kenyon	1	0	1	0	0	0
Woodson, Rod	0	0	0	0	0	2

### TOP THREE

SOLO	SACKS	FF	FR	PD
119 Ray Lewis	14.5 Michael McCrary	2 Duane Starks	1 4 players tied	23 Rod Woodson
74 Rod Woodson	8.5 Peter Boulware	1 7 players tied		19 Duane Starks
70 Stevon Moore	5.5 James Jones			17 DeRon Jenkins

### 1998 USUAL STARTING LINEUPS

WR	181	OFFENSE	LDE	90	DEFENSE
WR2	84	Michael Jackson	LDT	97	Rob Burnett
LT	75	Jermaine Lewis	RDT	98	James Jones
LG	63	Jonathan Ogden	RDE	99	Tony Siragusa
	65	Wally Williams	LLB	58	Michael McCrary
C	60	Ben Cavin	MLB	52	Peter Boulware
	63	Jeff Mitchell	RLB	55	Ray Lewis
RG	69	Jeff Blackshear	LCB	26	Jamie Sharper
RT	77	Jeff Blackshear	RCB	25	Red Woodson
TE	86	Orlando Brown	SS	27	DeRon Jenkins
QB	4	Eric Green	FS	20	Duane Starks
RB	33	Jim Harbaugh		27	Stevon Moore
FB	42	Priest Holmes		20	Kim Herring
		Roosevelt Potts		45	Corey Harris

### 1998 RAVENS COACHES

**Ted Marchibroda**, Head Coach; **Kirk Ferentz**, Assistant Head Coach-Offense; **Marvin Lewis**, Defensive Coordinator; **Maxie Baughan**, Linebackers; **Jacob Burney**, Defensive Line; **Al Lavan**, Running Backs; **Scott O'Brien**, Special Teams; **Alvin Reynolds**, Secondary; **Richard Mann**, Wide Receivers; **Jerry Simmons**, Strength and Conditioning; **Don Strock**, Quarterbacks; **Ken Whisenhunt**, Tight Ends; **Lester Erb**, Quality Control/Offense; **Jim Schwartz**, Quality Control/Defense; **Darrin Simmons**, Quality Control/Special Teams

### 1998 RAVENS HONOR ROLL

**Pro Bowl:** OT Jonathan Ogden (starter); DE Michael McCrary (starter); LB Ray Lewis (2nd team); WR/PR Jermaine Lewis (selected as returner); S Bennie Thompson (selected as special teams performer), LB Peter Boulware (needs player)  
**All Pro:** WR Jermaine Lewis (AP, TSN); LB Ray Lewis (SI, TSN, USA, AP-2nd team); DE Michael McCrary (SI, TSN); OT Jonathan Ogden (SI, CPFW, AP-2nd team), S Bennie Thompson (PFW special teams)  
**Quarterback Club MVP:** WR/RG Jermaine Lewis  
**Ravens Roost Unsung Hero:** OG Jeff Blackshear  
**Ravens Roost Extra Effort Award:** DE Michael McCrary  
**Ed Block Courage Award:** S Stevon Moore

### BALTIMORE RAVENS 1998 SEASON REVIEW

Record	6-10	Winning Coin Toss	3-6
vs. AFC Central	2-6	Losing Coin Toss	3-4
vs. AFC	5-7	Decided by 8 Points or less	3-4
vs. NFC	1-3	Decided by 3 Points or less	1-2
Home	4-4	When Scoring First	5-2
Away	2-6	When Not Scoring First	1-8
On Grass	4-8	Overtime	0-0
Artificial Turf	2-2	Preseason	4-0
Outdoors	6-10	With a 100-Yard Rusher	4-0
Indoors	0-0	With a 100-Yard Receiver	1-3
Leading at Halftime	5-1	Without a 100-yard Rusher	2-10
Tied at Halftime	0-2	Without a 100-yard Receiver	5-7
Trailing at Halftime	1-7	When Allowing a 100-Yard Rusher	2-3
Tied After 3 Quarters	0-0	When Allowing a 100-Yard Receiver	4-2
Leading After 3 Quarters	5-1	When Not Allowing a 100-Yard Rusher	4-7
Trailing After 3 Quarters	1-9	When Not Allowing a 100-Yard Receiver	2-8

# 1999 STATISTICS

## RESULTS AND ATTENDANCE

WON 8, LOST 8			
09/12	L	10-27	at St. Louis 62,100
09/19	L	20-23	Pittsburgh 68,965
09/26	W	17-10	Cleveland 68,803
10/03	W	19-13(OT)	at Atlanta 50,712
10/10	L	11-14	at Tennessee 65,486
10/17			BYE WEEK
10/21	L	8-35	Kansas City 68,771
10/31	L	10-13	Buffalo 68,673
11/07	W	41-9	at Cleveland 72,898
11/14	L	3-6	at Jacksonville 67,391
11/21	W	34-31	at Cincinnati 43,279
11/28	L	23-30	Jacksonville 68,428
12/05	W	41-14	Tennessee 67,854
12/12	W	31-24	at Pittsburgh 46,715
12/19	W	31-8	New Orleans 67,597
12/26	W	22-0	Cincinnati 68,036
01/02	L	3-20	at New England 50,263

## TEAM STATISTICS

	RAVENS	OPPONENT
<b>TOTAL FIRST DOWNS</b>	<b>259</b>	<b>260</b>
Rushing	87	70
Passing	148	158
Penalty	24	32
3rd Down: Made/Att	65/229	86/252
3rd Down Pct.	28.4	34.1
4th Down: Made/Att	3/11	7/15
4th Down Pct.	27.3	46.7
<b>TOTAL NET YARDS</b>	<b>4778</b>	<b>4222</b>
Avg. Per Game	298.6	263.9
Total Plays	1033	1040
Avg. Per Play	4.6	4.1
<b>NET YARDS RUSHING</b>	<b>1754</b>	<b>1231</b>
Avg. Per Game	109.6	76.9
Total Rushes	431	392
<b>NET YARDS PASSING</b>	<b>3024</b>	<b>2991</b>
Avg. Per Game	189.0	186.9
Sacked/Yards Lost	56/336	49/291
Gross Yards	3360	3282
Att./Completions	546/270	599/328
Completion Pct.	49.5	54.8
Had Intercepted	20	21
<b>PUNTS/AVERAGE</b>	<b>104/41.9</b>	<b>115/42.2</b>
<b>NET PUNTING YARD.</b>	<b>104/35.5</b>	<b>115/36.9</b>
<b>PENALTIES/YARDS</b>	<b>125/1010</b>	<b>122/1118</b>
<b>FUMBLE/BALL LOST</b>	<b>24/11</b>	<b>25/10</b>
<b>TOUCHDOWNS</b>	<b>34</b>	<b>31</b>
Rushing	9	6
Passing	21	20
Returns	4	5

## SCORE BY PERIODS

	1	2	3	4	OT	T	S
<b>RAVENS</b>	<b>64</b>	<b>84</b>	<b>85</b>	<b>85</b>	<b>6</b>	<b>324</b>	
<b>Opponents</b>	<b>47</b>	<b>71</b>	<b>51</b>	<b>108</b>	<b>0</b>	<b>277</b>	

## SCORING

	TD	RU	PA	RT	K/PAT	FG	S	PTS
Stover	0	0	0	0	32/32	28/33	0	116
Rhett	7	5	2	0	0	0	0	42
Ismail	6	0	6	0	0	0	0	36
Armour	4	0	4	0	0	0	0	24
Case	3	3	0	0	0	0	0	18
Johnson	3	0	3	0	0	0	0	18
Holmes	2	1	1	0	0	0	12	12
J. Lewis	2	0	2	0	0	0	0	12
Woodson	2	0	0	2	0	0	0	12
Evans	1	0	1	0	0	0	8	8
DeLong	1	0	1	0	0	0	0	6
Harris	1	0	0	1	0	0	0	6
Starks	1	0	0	1	0	0	0	6
Stokley	1	0	1	0	0	0	0	6
R. Lewis	0	0	0	0	0	1	2	2
<b>RAVENS</b>	<b>34</b>	<b>9</b>	<b>21</b>	<b>4</b>	<b>32/32</b>	<b>28/33</b>	<b>1324</b>	
<b>Opponents</b>	<b>31</b>	<b>6</b>	<b>20</b>	<b>5</b>	<b>26/27</b>	<b>19/25</b>	<b>0</b>	<b>277</b>

**2-Pt. Conversions:** Evans, RAVENS 1-1; Opponents 4-4

**SACKS:** McCrary 11.5, Boulware 10.0, Burnett 6.5, Sharper 4.0, R. Lewis 3.5, Siragusa 3.5, Smith 2.0, Webster 2.0, Brown 1.0, Dalton 1.0, Harris 1.0, Jenkins 1.0, Trapp 1.0, Washington 1.0  
**RAVENS 49.0; Opponents 56.0**

	PASSING	ATT	COMP	YARDS	COMP%	YDS/ATT
Banks	320	169	2136	52.8	6.68	
Case	170	77	988	45.3	5.81	
S. Mitchell	56	24	236	42.9	4.21	
<b>RAVENS</b>	<b>546</b>	<b>270</b>	<b>3360</b>	<b>49.5</b>	<b>6.15</b>	
<b>Opponents</b>	<b>599</b>	<b>328</b>	<b>3282</b>	<b>54.8</b>	<b>5.48</b>	

## RUSHING

	NO	YDS	AVG	LG	TD
Rhett	236	852	3.6	52t	5
Holmes	89	506	5.7	72	1
Case	36	141	3.9	28	3
Evans	38	134	3.5	12	0
Banks	24	93	3.9	12	0
Johnson	1	12	12.0	12	0
J. Lewis	5	11	2.2	4	0
Ismail	1	4	4.0	4	0
S. Mitchell	1	1	1.0	1	0
<b>RAVENS</b>	<b>431</b>	<b>1754</b>	<b>4.1</b>	<b>72</b>	<b>9</b>
<b>Opponents</b>	<b>392</b>	<b>1231</b>	<b>3.1</b>	<b>31</b>	<b>6</b>

## RECEIVING

	NO	YDS	AVG	LG	TD
Ismail	68	1105	16.3	76t	6
Armour	37	538	14.5	54t	4
Evans	32	235	7.3	27	1
Johnson	29	526	18.1	76t	3
J. Lewis	25	281	11.2	46	2
Rhett	24	169	7.0	20t	2
Holmes	13	104	8.0	34t	1
DeLong	13	52	4.0	9	1
Pierce	11	102	9.3	26	0
Davis	6	121	20.2	73	0
Collins LG	4	62	15.5	28	0
Collins TM	4	62	15.5	28	0
O'odile	4	25	6.3	9	0
Purnell	2	10	5.0	5	0
Stokley	1	28	28.0	28t	1
Ayanbadejo LG	1	2	2.0	2	0
Ayanbadejo TM	1	2	2.0	2	0
<b>RAVENS</b>	<b>270</b>	<b>3360</b>	<b>12.4</b>	<b>76t</b>	<b>21</b>
<b>Opponents</b>	<b>328</b>	<b>3282</b>	<b>10.0</b>	<b>61</b>	<b>20</b>

## INTERCEPTIONS

	NO	YDS	AVG	LG	TD
Woodson	7	195	27.9	66t	2
Starks	5	59	11.8	43t	1
McAlister	5	27	5.6	21	0
R. Lewis	3	97	32.3	60	0
Harris	1	24	24.0	24t	1
<b>RAVENS</b>	<b>21</b>	<b>403</b>	<b>19.2</b>	<b>66t</b>	<b>4</b>
<b>Opponents</b>	<b>20</b>	<b>220</b>	<b>11.0</b>	<b>56t</b>	<b>3</b>

## PUNTING

	NO	YDS	AVG	TB	In	LG	Blk
Richardson	103	4355	42.3	10	39	63	1
Team	1	0	0	0	0	0	0
<b>RAVENS</b>	<b>104</b>	<b>4355</b>	<b>41.9</b>	<b>10</b>	<b>39</b>	<b>63</b>	<b>1</b>
<b>Opponents</b>	<b>115</b>	<b>4854</b>	<b>42.2</b>	<b>8</b>	<b>24</b>	<b>59</b>	<b>0</b>

## PUNT RETURNS

	Ret	FC	YDS	AVG	LG	TD
J. Lewis	57	18	452	7.9	33	0
Woodson	2	2	0	0.0	70	0
<b>RAVENS</b>	<b>59</b>	<b>20</b>	<b>452</b>	<b>7.7</b>	<b>33</b>	<b>0</b>
<b>Opponents</b>	<b>43</b>	<b>28</b>	<b>468</b>	<b>10.9</b>	<b>86t</b>	<b>1</b>

## KICKOFF RETURNS

	NO	YDS	AVG	LG	TD	
Harris	38	843	22.2	66	0	
J. Lewis	8	158	19.8	25	0	
Ismail	1	4	55	13.8	19	0
DeLong	1	11	11.0	11	0	
McAlister	1	12	12.0	12	0	
Pierce	1	7	7.0	7	0	
Washington	1	12	12.0	12	0	
<b>RAVENS</b>	<b>54</b>	<b>1098</b>	<b>20.3</b>	<b>66</b>	<b>0</b>	
<b>Opponents</b>	<b>70</b>	<b>1479</b>	<b>21.1</b>	<b>54</b>	<b>0</b>	

## FIELD GOALS

	1-19	20-29	30-39	40-49	50+
Stover	4/4	9/9	6/8	7/7	2/5
<b>RAVENS</b>	<b>4/4</b>	<b>9/9</b>	<b>6/8</b>	<b>7/7</b>	<b>2/5</b>
<b>Opponents</b>	<b>1/1</b>	<b>6/7</b>	<b>7/9</b>	<b>3/6</b>	<b>2/2</b>

**Stover:** (54N,25G,54N)(45G,28G)(44G)(38N,38G,26G)(44G,46G,50G)(37N)(37G,51B)(28G,44G)(23G)(25G,50G)(46G,31G,33G)(21G,27G)(19G)(36G)(24G,48G,19G,30G,19)(19G)

**Opponents:** (36G,51G)(32G,28G,36G)(49G)(33N,41G,35G)(42N)(25G,40G)(25G)(28G,28G,41N)(39B,19G)(1)(39G,33G)(31G,46N)(20B)(25G,51G)

	TD	TD%	INT	INT%	LG	SACK/LOST	RATING
17	5.3	8	2.5	76t	33/190	81.2	
3	1.8	8	4.7	54t	17/116	50.3	
1	1.8	4	7.1	28t	6/30	31.5	
<b>21</b>	<b>3.8</b>	<b>20</b>	<b>3.7</b>	<b>76t</b>	<b>56/336</b>	<b>66.5</b>	
<b>20</b>	<b>3.3</b>	<b>21</b>	<b>3.5</b>	<b>61</b>	<b>49/291</b>	<b>67.1</b>	



## 1999 DEFENSIVE STATISTICS

FROM COACHES VIDEO

PLAYER	TT	SOLO	AS	SACKS	YDS	PD	FR	FF	INT
Lewis, Ray	198	131	67	3.5	20.5	8	0	1	3
Sharper, Jamie	122	85	37	4.0	19.0	4	0	0	0
McCrary, Michael	92	49	43	11.5	75.5	3	1	1	0
Woodson, Rod	81	64	17	0.0	0.0	18	1	0	7
Burnett, Rob	81	49	32	6.5	33.5	7	0	2	0
Siragusa, Tony	68	44	24	3.5	19.5	2	1	0	0
Jenkins, DeRon	66	54	12	1.0	9.0	13	0	2	0
Herring, Kim	65	51	14	0.0	0.0	8	1	0	0
McAlister, Chris	58	50	8	0.0	0.0	27	0	0	5
Webster, Larry	44	32	12	2.0	6.0	0	0	0	0
Boulware, Peter	42	29	13	10.0	64.0	2	0	3	0
Starks, Duane	41	34	7	0.0	0.0	23	0	0	5
Harris, Corey	38	33	5	1.0	8.0	4	0	1	1
Smith, Fernando	37	16	21	2.0	15.0	2	3	0	0
Brown, Cornell	32	20	12	1.0	0.0	1	0	0	0
Dalton, Lionel	32	16	16	1.0	2.0	0	0	1	0
Washington, Keith	26	11	15	1.0	12.0	0	0	1	0
Jackson, Brad	2	2	0	0.0	0.0	2	0	0	0
Trapp, James	2	1	1	1.0	7.0	1	0	0	0
Moore, Stevon	2	1	1	0.0	0.0	0	0	0	0
Chase, Martin	2	0	2	0.0	0.0	0	0	0	0
Peters, Tyrell	1	1	0	0.0	0.0	0	0	0	0

## 1999 SPECIAL TEAMS STATISTICS

FROM COACHES VIDEO

PLAYER	TT	SOLO	AS	FR	FF	BK
Thompson, Bennie	24	11	13	0	1	0
Davis, Billy	21	14	7	1	0	0
Ayanbadejo, Obafemi	19	12	7	0	0	0
Brown, Cornell	15	13	2	0	0	0
Trapp, James	14	13	1	0	0	0
Jackson, Brad	13	7	6	1	0	0
Harris, Corey	12	9	3	0	1	0
Sharper, Jamie	10	8	2	0	1	0
Peters, Tyrell	10	7	3	0	0	0
Herring, Kim	8	7	1	1	0	0
Armour, Justin	8	5	3	0	0	0
Jenkins, DeRon	6	5	1	0	0	0
Moore, Stevon	3	3	0	0	0	0
Stover, Matt	3	3	0	0	0	0
Wainright, Frank	3	3	0	0	0	0
Richardson, Kyle	1	1	0	0	0	0
Woodson, Rod	1	1	0	0	0	0
Burnett, Rob	0	0	0	0	0	0
Washington, Keith	0	0	0	0	0	2

### TOP THREE

SOLO	SACKS	FF	FR	PD
131 Ray Lewis	11.5 Michael McCrary	3 Peter Boulware	3 Fernando Smith	27 Chris McAlister
85 Jamie Sharper	10.0 Peter Boulware	2 Rob Burnett	1 4 players tied	23 Duane Starks
64 Rod Woodson	6.5 Rob Burnett	2 DeRon Jenkins		18 Rod Woodson

### 1999 USUAL STARTING LINEUPS

OFFENSE	DEFENSE
WR1 87 Qadry Ismail	LDE 90 Rob Burnett
WR2 88 Justin Armour	LDT 79 Larry Webster
84 Jermaine Lewis	RDT 98 Tony Siragusa
LT 75 Jonathan Ogden	RDE 99 Michael McCrary
LG 61 Everett Lindsay	LLB 58 Peter Boulware
64 Edwin Mulitalo	MLB 52 Ray Lewis
60 Jeff Mitchell	RLB 55 Jamie Sharper
C 69 Jeff Blackshear	LCB 21 Chris McAlister
RG 70 Harry Swayne	RCB 25 DeRon Jenkins
RT 61 Everett Lindsay	22 Duane Starks
TE 81 Aaron Pierce	SS 20 Kim Herring
85 Greg DeLong	FS 26 Rod Woodson
QB 12 Tony Banks	
10 Stoney Case	
RB 32 Errict Rhett	
FB 29 Charles Evans	

### 1999 RAVENS COACHES

**Brian Billick**, Head Coach; **Matt Cavanaugh**, Offensive Coordinator/Quarterbacks; **Marvin Lewis**, Defensive Coordinator; **Jim Colletto**, Offensive Line; **Jack Del Rio**, Linebackers; **Jeff Friday**, Strength and Conditioning; **Wade Harman**, Tight Ends/Assistant Offensive Line; **Donnie Henderson**, Assistant Defensive Backs; **Milt Jackson**, Wide Receivers; **Chip Morton**, Assistant Strength and Conditioning; **Russ Purnell**, Special Teams; **Rex Ryan**, Defensive Line; **Steve Shafer**, Defensive Backs/Assistant Head Coach; **Matt Simon**, Running Backs; **Mike Smith**, Defensive Assistant

### 1999 RAVENS HONOR ROLL

**Pro Bowl:** LB Peter Boulware (starter); LB Ray Lewis (starter); OT Jonathan Ogden (starter); DE Michael McCrary (2nd team); S Rod Woodson (2nd team)

**All Pro:** LB Ray Lewis (*SI, PFW, TSN, FN, FD, USA, AP-1st* team); LB Peter Boulware (*AP-2nd* team, *PFW-AFC, FN-AFC*); OT Jonathan Ogden (*FD, PFW-AFC, AP-2nd* team); S Rod Woodson (*CPFW, FD-2nd* team)

**NFL Alumni Linebacker of the Year:** LB Ray Lewis

**Quarterback Club MVP:** LB Ray Lewis

**Ravens Roost Unsung Hero:** DL Larry Webster

**Ravens Nest Lineman of the Year:** DE Rob Burnett

**Ravens Roost Extra Effort Award:** FB Charles Evans

**Ed Block Courage Award:** LB Peter Boulware

### BALTIMORE RAVENS 1999 SEASON REVIEW

Record	8-8	Decided by 8 Points or less	4-5
vs. AFC Central	6-4	Decided by 3 Points or less	1-4
vs. AFC	6-7	When Scoring First	5-4
vs. NFC	2-1	When Not Scoring First	3-4
Home	4-4	Positive Turnover Ratio	6-2
Away	4-4	Negative Turnover Ratio	0-5
On Grass	5-7	Winning Penalty Ratio	5-2
Artificial Turf	3-1	Negative Penalty Ratio	0-5
Outdoors	7-7	Overtime	1-0
Indoors	1-1	Preseason	4-0
Leading at Halftime	5-2	With a 100-Yard Rusher	5-1
Trailing at Halftime	2-5	With a 100-Yard Receiver	3-1
Tied at Halftime	1-1	Without a 100-yard Rusher	3-7
Tied After 3 Quarters	0-0	Without a 100-yard Receiver	5-7
Leading After 3 Quarters	7-2	When Allowing a 100-Yard Rusher	0-0
Trailing After 3 Quarters	1-6	When Not Allowing a 100-Yard Rusher	8-8
Winning Coin Toss	2-4	When Allowing a 100-Yard Receiver	0-1
Losing Coin Toss	6-4	When Not Allowing a 100-Yard Receiver	8-7

# 2000 STATISTICS

## RESULTS AND ATTENDANCE

WON 12, LOST 4 WILD CARD				
09/03	W	16-0	at Pittsburgh	55,049
09/10	W	39-36	Jacksonville	68,843
09/17	L	6-19	at Miami	73,464
09/24	W	37-0	Cincinnati	68,481
10/01	W	12-0	at Cleveland	73,018
10/08	W	15-10	at Jacksonville	65,194
10/15	L	3-10	at Washington	83,252
10/22	L	6-14	Tennessee	69,200
10/29	L	6-9	Pittsburgh	69,405
11/05	W	27-7	at Cincinnati	54,759
11/12	W	24-23	at Tennessee	68,490
11/19	W	27-0	Dallas	69,416
11/26	W	44-7	Cleveland	68,361
12/2			BYE WEEK	
12/10	W	24-3	San Diego	68,805
12/17	W	13-7	at Arizona	37,452
12/24	W	34-20	New York Jets	69,184

## TEAM STATISTICS

	RAVENS	OPPONENT
<b>TOTAL FIRST DOWNS</b>	<b>288</b>	<b>216</b>
Rushing	116	59
Passing	156	135
Penalty	16	22
3rd Down: Made/Att	95/236	72/211
3rd Down Pct.	40.3	34.1
4th Down: Made/Att	1/6	4/19
4th Down Pct.	16.7	21.1
<b>POSSESSION AVG.</b>	<b>33:19</b>	<b>26:41</b>
<b>TOTAL NET YARDS</b>	<b>5014</b>	<b>3967</b>
Avg. Per Game	313.4	247.9
Total Plays	1058	924
Avg. Per Play	4.7	4.3
<b>NET YARDS RUSHING</b>	<b>2199</b>	<b>970</b>
Avg. Per Game	137.4	60.6
Total Rushes	511	361
<b>NET YARDS PASSING</b>	<b>2815</b>	<b>2997</b>
Avg. Per Game	175.9	187.3
Sacked/Yards Lost	43/287	35/178
Gross Yards	3102	3175
Att./Completions	504/287	528/295
Completion Pct.	56.9	55.9
Had Intercepted	19	23
<b>PUNTS/AVERAGE</b>	<b>86/40.2</b>	<b>87/44.5</b>
<b>NET PUNTING AVG.</b>	<b>86/33.9</b>	<b>87/33.1</b>
<b>PENALTIES/YARDS</b>	<b>95/730</b>	<b>84/535</b>
<b>FUMBLE/BALL LOST</b>	<b>26/7</b>	<b>45/26</b>
<b>TOUCHDOWNS</b>	<b>32</b>	<b>18</b>
Rushing	9	5
Passing	20	11
Returns	3	2

SCORE BY PERIODS	1	2	3	4	OT	T	S
RAVENS	62	134	67	70	0	333	0
Opponents	44	36	43	42	0	165	0

SCORING	TD	RU	PA	RT	K/PAT	FG	S	PTS
Stover	0	0	0	0	30/30	35/39	0	135
Ja. Lewis	6	6	0	0	0	0	0	38
Ismail	5	0	5	0	0	0	0	30
Sharpe	5	0	5	0	0	0	0	30
Je. Lewis	3	0	1	2	0	0	0	18
Taylor	3	0	3	0	0	0	0	18
Ayanbadejo	2	1	1	0	0	0	0	12
Holmes	2	2	0	0	0	0	0	12
Johnson	2	0	2	0	0	0	0	12
Stokley	2	0	2	0	0	0	0	12
Gash	1	0	1	0	0	0	0	6
McAlister	1	0	0	1	0	0	0	6
Coates	0	0	0	0	0	0	0	2
McCrary	0	0	0	0	0	1	2	0
<b>RAVENS</b>	<b>32</b>	<b>9</b>	<b>20</b>	<b>3</b>	<b>30/30</b>	<b>35/39</b>	<b>1</b>	<b>333</b>
<b>Opponents</b>	<b>18</b>	<b>5</b>	<b>11</b>	<b>2</b>	<b>15/18</b>	<b>14/19</b>	<b>0</b>	<b>165</b>

**2-Pt. Conversions:** Coates, Ja. Lewis RAVENS 1-1; Opponents 4-4

**SACKS:** Burnett 10.5, Boulware 7.0, McCrary 6.5, Brown 3.0, R. Lewis 3.0, Adams 2.0, Trapp 2.0, Herring 1.0, RAVENS 35.0; Opponents 43.0

PASSING	ATT	COMP	YARDS	COMP%	YDS/ATT
Banks	274	150	1578	54.7	5.76
Dilfer	226	134	1502	59.3	6.65
Redman	3	2	19	66.7	6.33
Je. Lewis	1	1	3	100.0	3.00
<b>RAVENS</b>	<b>504</b>	<b>287</b>	<b>3102</b>	<b>56.9</b>	<b>6.15</b>
<b>Opponents</b>	<b>528</b>	<b>295</b>	<b>3175</b>	<b>55.9</b>	<b>6.01</b>

RUSHING	NO	YDS	AVG	LG	TD
Ja. Lewis	309	1364	4.4	45	6
Holmes	137	588	4.3	21	2
Dilfer	20	75	3.8	19	0
Banks	19	57	3.0	10	0
Je. Lewis	3	38	12.7	23	0
Ayanbadejo	15	37	2.5	8	1
Johnson	2	21	10.5	19	0
Taylor	2	11	5.5	12	0
Stokley	1	6	6.0	6	0
Gash	2	2	1.0	1	0
Redman	1	0	0.0	0	0
<b>RAVENS</b>	<b>511</b>	<b>2199</b>	<b>4.3</b>	<b>45</b>	<b>9</b>
<b>Opponents</b>	<b>361</b>	<b>970</b>	<b>2.7</b>	<b>33t</b>	<b>56</b>

RECEIVING	NO	YDS	AVG	LG	TD
Sharpe	67	810	12.1	59t	5
Ismail	49	655	13.4	53t	5
Holmes	32	221	6.9	27	0
Taylor	28	276	9.9	40	3
Ja. Lewis	27	296	11.0	45	0
Ayanbadejo	23	168	7.3	26	1
Je. Lewis	19	161	8.5	26	1
Johnson	12	156	13.0	46t	2
Stokley	11	184	16.7	32	2
Coates	9	84	9.3	28	0
Gash	6	30	5.0	9	1
B. Davis	3	62	20.7	28	0
Dilfer	1	-1	-1.0	-1	0
<b>RAVENS</b>	<b>287</b>	<b>3102</b>	<b>10.8</b>	<b>59t</b>	<b>20</b>
<b>Opponents</b>	<b>295</b>	<b>3175</b>	<b>10.8</b>	<b>67</b>	<b>11</b>

INTERCEPTIONS	NO	YDS	AVG	LG	TD
Starks	6	125	20.8	64	0
McAlister	4	165	41.3	98t	1
Woodson	4	20	5.0	18	0
Herring	3	74	24.7	30	0
Harris	2	44	22.0	42	0
R. Lewis	2	1	0.5	1	0
Sharper	1	45	45.0	45	0
Burnett	1	3	3.0	3	0
<b>RAVENS</b>	<b>23</b>	<b>477</b>	<b>20.7</b>	<b>98t</b>	<b>1</b>
<b>Opponents</b>	<b>19</b>	<b>234</b>	<b>12.3</b>	<b>87t</b>	<b>2</b>

PUNTING	NO	YDS	AVG	TB	In	LG	Bk
Richardson	86	3457	40.2	8	35	55	0
<b>RAVENS</b>	<b>86</b>	<b>3457</b>	<b>40.2</b>	<b>8</b>	<b>35</b>	<b>55</b>	<b>0</b>
<b>Opponents</b>	<b>87</b>	<b>3872</b>	<b>44.5</b>	<b>14</b>	<b>17</b>	<b>67</b>	<b>0</b>

PUNT RETURNS	Ret	FC	YDS	AVG	LG	TD
Je. Lewis	36	9	578	16.1	89t	2
Starks	9	1	135	15.0	47	0
<b>RAVENS</b>	<b>45</b>	<b>10</b>	<b>713</b>	<b>15.8</b>	<b>89t</b>	<b>2</b>
<b>Opponents</b>	<b>41</b>	<b>23</b>	<b>382</b>	<b>9.3</b>	<b>31</b>	<b>0</b>

KICKOFF RETURNS	NO	YDS	AVG	LG	TD
Harris	39	907	23.3	41	0
Ismail	2	51	25.5	38	0
Brown	1	0	0.0	0	0
Holmes	1	7	7.0	7	0
Je. Lewis	1	23	23.0	23	0
Washington	1	17	17.0	17	0
<b>RAVENS</b>	<b>45</b>	<b>1005</b>	<b>22.3</b>	<b>41</b>	<b>0</b>
<b>Opponents</b>	<b>73</b>	<b>1558</b>	<b>21.3</b>	<b>52</b>	<b>0</b>

FIELD GOALS	1-19	20-29	30-39	40-49	50+
Stover	2/2	9/9	12/13	10/12	2/3
<b>RAVENS</b>	<b>2/2</b>	<b>9/9</b>	<b>12/13</b>	<b>10/12</b>	<b>2/3</b>
<b>Opponents</b>	<b>1/1</b>	<b>2/2</b>	<b>3/4</b>	<b>8/12</b>	<b>0/0</b>

**Stover:** (23 G, 26 G, 33 G) (44 G) (30 B, 27 G, 33 G) (30 G, 37 G, 19 G) (45 G, 30 G, 44 G, 51 N, 22 G) (47 G, 32 G, 43 G, 21 G, 24 G) (51 G) (21 G, 38 G) (51 G, 49 G) (38 G, 32 G) (45 G) (25 G, 47 N, 19 G) (39 G, 26 G, 38 G) (32 G) (42 G, 42 G) (42 G, 45 N)  
**Opponents:** (45 N) (36 G, 45 G, 48 G, 34 G, 48 G) (42 G, 41 G) ( ) ( ) (49 G, 31 N) (37 G) ( ) (24 G) ( ) (23 G, 43 N) (46 N) ( ) (47 G) (46 N) (40 G, 19 G)

TD	TD%	INT	INT%	LG	SACK/LOST	RATING
8	2.9	8	2.9	53t	20/152	69.3
12	5.3	11	4.9	59t	23/135	76.6
0	0.0	0	0.0	12	0/0	84.0
0	0.0	0	0.0	3	0/0	79.2
<b>20</b>	<b>4.0</b>	<b>19</b>	<b>3.8</b>	<b>59t</b>	<b>43/287</b>	<b>72.7</b>
<b>11</b>	<b>2.1</b>	<b>23</b>	<b>4.4</b>	<b>67</b>	<b>35/178</b>	<b>62.5</b>

## 2000 DEFENSIVE STATISTICS

FROM COACHES VIDEO

PLAYER	TT	SOLO	AS	SACKS	YDS	INT	PD	FF	FR
Lewis, Ray	187	120	67	3	33	2	10	0	3
McCrary, Michael	103	60	43	6.5	35	0	2	2	3
Sharper, Jamie	102	68	34	0	1	4	5	2	
Burnett, Rob	97	53	44	10.5	57	1	3	3	5
Woodson, Rod	82	65	17	0	0	4	10	1	4
Siragusa, Tony	75	40	35	0	0	2	0	1	
Adams, Sam	69	36	33	2	5	0	7	5	1
Herring, Kim	66	54	12	1	5	3	12	2	0
Starks, Duane	59	46	13	0	0	6	28	0	1
McAlister, Chris	50	39	11	0	0	4	23	0	1
Boulware, Peter	45	26	19	7	24	0	1	2	0
Harris, Corey	37	31	6	0	0	2	8	1	0
Dalton, Lionel	33	21	12	0	0	0	2	0	0
Washington, Keith	29	14	15	0	0	0	0	0	1
Bailey, Robert	27	20	7	0	0	0	4	3	1
Trapp, James	25	23	2	2	5	0	4	1	0
Brown, Cornell	25	17	8	3	17	0	0	2	0
Webster, Larry	10	8	2	0	0	0	0	0	1
Davis, Anthony	5	2	3	0	0	0	0	0	0
Johnson, Brad	4	2	2	0	0	0	0	0	0
Powell, Carl	1	0	1	0	0	0	0	0	0
Thomas, Adalius	1	0	1	0	0	0	0	0	0

## 2000 SPECIAL TEAMS STATISTICS

FROM COACHES VIDEO

PLAYER	TT	SOLO	AS	FF	FR	BK
Harris, Corey	26	20	6	1	0	0
Brigance, O.J.	25	16	9	2	1	0
Mitchell, Anthony	18	14	4	0	0	0
Davis, Billy	15	12	3	0	0	0
Trapp, James	15	10	5	1	0	0
Davis, Anthony	14	12	2	0	1	0
Jackson, Brad	13	9	1	0	2	0
Herring, Kim	11	10	1	0	0	0
Poindexter, Anthony	11	8	3	1	0	0
Brown, Cornell	9	6	3	0	0	0
Bailey, Robert	7	4	3	0	0	0
Sharper, Jamie	5	5	0	0	0	0
Ayanbadejo, Obafemi	3	3	0	0	0	0
Jones, John	3	2	1	0	0	0
Johnson, Patrick	3	1	2	0	0	0
Love, Clarence	2	2	0	1	0	0
Richardson, Kyle	2	2	0	0	0	0
Stover, Matt	2	2	0	0	0	0
Powell, Carl	1	1	0	0	0	0
Wainright, Frank	1	0	1	0	0	0

### TOP THREE

SOLO	SACKS	FF	FR	PD
120 Ray Lewis	10.5 Rob Burnett	5 Sam Adams	5 Rob Burnett	28 Duane Starks
68 Jamie Sharper	7.0 Peter Boulware	5 Jamie Sharper	4 Rod Woodson	23 Chris McAlister
65 Rod Woodson	6.5 Michael McCrary	3 2 players tied	3 2 players tied	12 Kim Herring

### 2000 USUAL STARTING LINEUPS

OFFENSE	DEFENSE
WR 87 Qadry Ismail	LDE 90 Rob Burnett
WR 83 Patrick Johnson	LDT 95 Sam Adams
LT 75 Jonathan Ogden	RDT 98 Tony Siragusa
LG 64 Edwin Mulitalo	RDE 99 Michael McCrary
C 60 Jeff Mitchell	LLB 58 Peter Boulware
RG 62 Mike Flynn	MLB 52 Ray Lewis
RT 70 Harry Swayne	RLB 55 Jamie Sharper
TE 82 Shannon Sharpe	LCB 22 Duane Starks
QB 8 Trent Dilfer	RCB 21 Chris McAlister
12 Tony Banks	SS 20 Kim Herring
RB 31 Jamal Lewis	FS 26 Rod Woodson
FB 32 Sam Gash	

### 2000 RAVENS COACHES

**Brian Billick**, Head Coach; **Matt Cavanaugh**, Offensive Coordinator/Quarterbacks; **Marvin Lewis**, Defensive Coordinator; **Jim Colletto**, Offensive Line; **Jack Del Rio**, Linebackers; **Jeff Friday**, Strength and Conditioning; **Wade Harman**, Tight Ends/Assistant Offensive Line; **Donnie Henderson**, Secondary; **Milt Jackson**, Wide Receivers; **Chip Morton**, Assistant Strength and Conditioning; **Russ Purnell**, Special Teams; **Rex Ryan**, Defensive Line; **Steve Shafer**, Assistant Head Coach/Secondary; **Matt Simon**, Running Backs; **Mike Smith**, Defensive Assistant

### 2000 RAVENS HONOR ROLL

**NFL Defensive Player of the Year:** LB Ray Lewis  
**Super Bowl XXXV MVP:** LB Ray Lewis

**Pro Bowl:** DT Sam Adams (starter); LB Ray Lewis (starter); OT Jonathan Ogden (starter); K Matt Stover (starter); S Rod Woodson (starter)  
**All Pro:** DT Sam Adams (AP-2nd Team, *PFW-AFC, FN*); DE Rob Burnett (AP-2nd Team, *SI, FN, FD*); RB Jamal Lewis (*PFW-Rookie Team, FN-Rookie Team, FD*); PR Jermaine Lewis (*FN, FD*); LB Ray Lewis (AP-1st Team, *SI, PFW, CPFW, TSN, FN, FD, USA*); CB Chris McAlister (*FD-2nd Team*); OT Jonathan Ogden (AP-1st Team, *SI, PFW, CPFW, TSN, FN, FD, USA*); CB Duane Starks (*USA*); K Matt Stover (AP-1st Team, *PFW, CPFW, TSN, FN, FD*); FS Rod Woodson (AP-2nd Team, *PFW-AFC, CPFW-2nd Team, FN*)

**Quarterback Club MVP:** LB Ray Lewis  
**Ravens Roost Unsung Hero:** S Kim Herring  
**Ravens Nest Lineman of the Year:** DE Rob Burnett  
**Ravens Roost Extra Effort Award:** S Corey Harris  
**Ed Block Courage Award:** S Anthony Poindexter

### BALTIMORE RAVENS 2000 SEASON REVIEW

	Reg.	Post.		Reg.	Post.
Record	12-4	4-0	When Scoring First	9-2	3-0
vs. AFC Central	8-2	1-0	When Not Scoring First	3-2	1-0
vs. AFC	10-3	3-0	Positive Turnover Ratio	12-3	4-0
vs. NFC	2-1	1-0	Negative Turnover Ratio	0-1	0-0
Home	6-2	1-0	Winning Penalty Ratio	3-1	1-0
Away	6-2	3-0	Losing Penalty Ratio	5-3	3-0
On Grass	11-4	4-0	Overtime	0-0	0-0
Artificial Turf	1-0	0-0	Preseason	4-0	0-0
Outdoors	12-4	4-0	With a 100-Yard Rusher	6-0	2-0
Indoors	0-0	0-0	With a 100-Yard Receiver	2-1	0-0
Leading at Halftime	11-1	3-0	Without a 100-yard Rusher	6-4	2-0
Trailing at Halftime	1-2	0-0	Without a 100-yard Receiver	10-3	4-0
Tied at Halftime	0-1	1-0	When Allowing a 100-Yard Rusher	0-0	0-0
Tied After 3 Quarters	0-1	1-0	When Not Allowing a 100-Yard Rusher	12-4	4-0
Leading After 3 Quarters	11-0	3-0	When Allowing a 100-Yard Receiver	3-0	3-0
Trailing After 3 Quarters	1-3	0-0	When Not Allowing a 100-Yard Receiver	9-4	4-0
Winning Coin Toss	5-4	1-0	With a 300-Yard Passer	0-0	0-0
Losing Coin Toss	7-0	3-0	Without a 300-Yard Passer	12-4	4-0
Decided by 8 Points or less	4-3	0-0	When Allowing a 300-Yard Passer	2-0	0-0
Decided by 3 Points or less	2-1	0-0	When Not Allowing a 300-Yard Passer	10-4	4-0

# 2000 POSTSEASON STATISTICS

## RESULTS AND ATTENDANCE

<b>WON 4, LOST 0 SUPER BOWL XXXV CHAMPIONS</b>			
12/31	W	21-3	Denver 69,638
01/07	W	24-10	at Tennessee 68,527
01/14	W	16-3	at Oakland 62,784
01/28	W	34-7	at New York Giants 71,921

## TEAM STATISTICS

	RAVENS	OPPONENT
<b>TOTAL FIRST DOWNS</b>	<b>44</b>	<b>55</b>
Rushing	19	16
Passing	22	32
Penalty	3	7
3rd Down: Made/Att	15/60	12/60
3rd Down Pct.	25.0	20.0
4th Down: Made/Att	0/0	2/6
4th Down Pct.	0.0	33.3
<b>POSSESSION AVG.</b>	<b>30:10</b>	<b>29:51</b>
<b>TOTAL NET YARDS</b>	<b>900</b>	<b>837</b>
Avg. Per Game	225.0	209.3
Total Plays	226	259
Avg. Per Play	4.0	3.2
<b>NET YARDS RUSHING</b>	<b>392</b>	<b>258</b>
Avg. Per Game	98.0	64.5
Total Rushes	140	84
<b>NET YARDS PASSING</b>	<b>508</b>	<b>579</b>
Avg. Per Game	127.0	144.8
Sacked/Yards Lost	10/82	14/93
Gross Yards	590	672
Att./Completions	76/35	161/77
Completion Pct.	46.1	47.8
Had Intercepted	1	10
<b>PUNTS/AVERAGE</b>	<b>35/37.7</b>	<b>32/40.1</b>
<b>NET PUNTING AVG.</b>	<b>35/33.9</b>	<b>32/36.3</b>
<b>PENALTIES/YARDS</b>	<b>30/245</b>	<b>23/151</b>
<b>FUMBLES/BALL LOST</b>	<b>5/1</b>	<b>4/2</b>
<b>TOUCHDOWNS</b>	<b>11</b>	<b>2</b>
Rushing	4	1
Passing	4	0
Returns	3	1

## SCORE BY PERIODS

	1	2	3	4	OT	T	S
<b>RAVENS</b>	<b>7</b>	<b>34</b>	<b>27</b>	<b>27</b>	<b>0</b>	<b>95</b>	<b>0</b>
<b>Opponents</b>	<b>7</b>	<b>3</b>	<b>13</b>	<b>0</b>	<b>0</b>	<b>23</b>	<b>0</b>

## SCORING

	TD	RU	PA	RT	K/PAT	FG	S	PTS
Stover	0	0	0	0	11/11	6/8	0	29
Ja. Lewis	4	4	0	0	0	0	0	24
Sharpe	2	0	2	0	0	0	0	12
Je. Lewis	1	0	0	1	0	0	0	6
R. Lewis	1	0	0	1	0	0	0	6
A. Mitchell	1	0	0	1	0	0	0	6
Starks	1	0	0	1	0	0	0	6
Stokley	1	0	1	0	0	0	0	6
<b>RAVENS</b>	<b>11</b>	<b>4</b>	<b>3</b>	<b>4</b>	<b>11/11</b>	<b>6/8</b>	<b>0</b>	<b>95</b>
<b>Opponents</b>	<b>2</b>	<b>1</b>	<b>0</b>	<b>1</b>	<b>2/2</b>	<b>3/6</b>	<b>0</b>	<b>23</b>

2-Pt. Conversions: RAVENS 0-0; Opponents 0-0

**SACKS:** McCrary 6.0, Boulware 2.0, Burnett 2.0, Sharper 2.0, Adams 1.0, Washington 1.0, **RAVENS 14.0, Opponents 10.0**

	PASSING	YARDS	COMP	INT	YDS/ATT
Dilfer	73	35	590	47.9	8.08
Banks	3	0	0	0.0	0.00
<b>RAVENS</b>	<b>76</b>	<b>35</b>	<b>590</b>	<b>46.1</b>	<b>7.76</b>
<b>Opponents</b>	<b>161</b>	<b>77</b>	<b>672</b>	<b>47.8</b>	<b>4.17</b>

## DEFENSIVE STATISTICS

FROM COACHES VIDEO

PLAYER	TT	SOLO	AS	SACKS	YDS INT	FF	FR
Lewis, Ray	44	28	16	0	0	2	7
Woodson, Rod	24	19	5	0	0	2	0
Burnett, Rob	21	14	7	2	12	0	1
Sharper, Jamie	20	14	6	2	10	2	2
Starks, Duane	19	18	1	0	0	3	6
McCrary, Michael	18	14	4	6	44	0	0
Harris, Corey	18	13	5	0	0	2	0
McAlister, Chris	17	15	2	0	0	1	8
Boulware, Peter	17	12	4	2	14	0	0
Siragusa, Tony	17	10	7	0	0	0	4
Webster, Larry	10	7	3	0	0	0	1
Washington, Keith	10	7	3	1	9	0	0
Adams, Sam	9	7	2	1	4	0	3
Dalton, Lionel	5	5	0	0	0	0	0
Bailey, Robert	5	4	1	0	0	1	1
Trapp, James	3	2	1	0	0	0	1
Brown, Cornell	1	1	0	0	0	0	0
Davis, Anthony	1	1	0	0	0	0	0
Herring, Kim	1	1	0	0	0	1	2
Mitchell, Anthony	1	1	0	0	0	0	0

## RUSHING

	NO	YDS	AVG	LG	TD
Ja. Lewis	103	338	3.3	27t	4
Holmes	18	45	2.5	11	0
Dilfer	13	7	0.5	6	0
Je. Lewis	3	7	2.3	5	0
Gash	1	0	0.0	0	0
Banks	1	-1	-1.0	-1	0
Ismail	1	-4	-4.0	-4	0
<b>RAVENS</b>	<b>140</b>	<b>392</b>	<b>2.8</b>	<b>27t4</b>	<b>4</b>
<b>Opponents</b>	<b>84</b>	<b>258</b>	<b>3.1</b>	<b>27</b>	<b>1</b>

## RECEIVING

	NO	YDS	AVG	LG	TD
Ismail	9	150	16.7	44	0
Stokley	7	91	13.0	38t	1
Sharpe	6	230	38.3	96t	2
Ja. Lewis	5	40	8.0	15	0
Coates	4	54	13.5	24	0
Johnson	1	7	8.0	8	0
Gash	1	7	7.0	7	0
Je. Lewis	1	6	6.0	6	0
Holmes	1	4	4.0	4	0
<b>RAVENS</b>	<b>35</b>	<b>590</b>	<b>16.9</b>	<b>96t</b>	<b>3</b>
<b>Opponents</b>	<b>77</b>	<b>672</b>	<b>8.7</b>	<b>31</b>	<b>0</b>

## INTERCEPTIONS

	NO	YDS	AVG	LG	TD
Starks	3	93	31.0	49t	1
R. Lewis	2	54	27.0	50t	1
Sharper	2	19	9.5	15	0
McAlister	1	4	4.0	4	0
Herring	1	2	2.0	2	0
Bailey	1	0	0.0	0	0
<b>RAVENS</b>	<b>10</b>	<b>172</b>	<b>17.2</b>	<b>50t</b>	<b>2</b>
<b>Opponents</b>	<b>1</b>	<b>2</b>	<b>2.0</b>	<b>2</b>	<b>0</b>

## PUNTING

	NO	YDS	AVG	TB	In	LG	Bk
Richardson	33	1318	39.9	3	14	66	2
Team	2	0	0	0	0	0	0
<b>RAVENS</b>	<b>35</b>	<b>1318</b>	<b>37.7</b>	<b>3</b>	<b>14</b>	<b>66</b>	<b>2</b>
<b>Opponents</b>	<b>32</b>	<b>1282</b>	<b>40.1</b>	<b>0</b>	<b>8</b>	<b>64</b>	<b>0</b>

## PUNT RETURNS

	Ret	FC	YDS	AVG	LG	TD
Je. Lewis	11	9	122	11.1	38	0
R. Lewis	11	9	122	11.1	38	0
<b>Opponents</b>	<b>13</b>	<b>6</b>	<b>73</b>	<b>5.6</b>	<b>19</b>	<b>0</b>

## KICKOFF RETURNS

	NO	YDS	AVG	LG	TD
Je. Lewis	5	189	37.8	84t	1
Harris	3	51	17.0	20	0
Coates	1	8	8.0	8	0
<b>RAVENS</b>	<b>9</b>	<b>248</b>	<b>27.6</b>	<b>84t</b>	<b>1</b>
<b>Opponents</b>	<b>18</b>	<b>340</b>	<b>18.9</b>	<b>97t</b>	<b>1</b>

## FIELD GOALS

	1-19	20-29	30-39	40-49	50+
Stover	0/0	2/2	3/4	1/2	0/0
<b>RAVENS</b>	<b>0/0</b>	<b>2/2</b>	<b>3/4</b>	<b>1/2</b>	<b>0/0</b>
<b>Opponents</b>	<b>0/0</b>	<b>2/2</b>	<b>1/3</b>	<b>0/1</b>	<b>0/0</b>

Stover: ()(38G)(36N,31G,28G,21G)(47G,41N,34G)

RAVENS: ()(38G)(36N,31G,28G,21G)(47G,41N,34G)

Opponents: (31G)(45B,31N,21G,37B)(24G)()

TD TD% INT INT% LG SACK/LOST RATING

3 4.1 1 1.4 96t 10/82 83.7

0 0.0 0 0.0 0 0/0 39.6

**3 3.9 1 1.3 96t 10/82 80.5**

**0 0.0 10 6.2 31 14/93 33.4**

## SPECIAL TEAMS STATISTICS

FROM COACHES VIDEO

PLAYER	TT	SOLO	AS	FF	FR	BK
Brigance, O.J.	10	8	2	0	0	0
Jackson, Brad	8	7	1	0	0	0
Davis, Billy	8	6	2	0	0	0
Trapp, James	6	3	3	1	0	0
Mitchell, Anthony	4	3	1	0	0	0
Harris, Corey	4	2	2	0	0	0
Starks, Duane	2	2	0	0	0	0
Davis, Anthony	2	1	1	0	0	0
Herring, Kim	2	1	1	0	0	0
Bailey, Robert	1	1	0	0	1	0
Brown, Cornell	1	1	0	0	0	0
Pointeider, Anthony	1	1	0	0	0	0
Sharper, Jamie	1	1	0	0	0	0
Thomas, Adaluis	1	1	0	0	0	0
Washington, Keith	0	0	0	0	0	2

# 2001 STATISTICS

## RESULTS AND ATTENDANCE

### WON 10, LOST 6 WILD CARD

09/09	W	17-6	Chicago	69,365
09/23	L	10-21	at Cincinnati	49,632
09/30	W	20-13	at Denver	75,082
10/07	W	26-7	Tennessee	69,494
10/14	L	23-31	at Green Bay	59,866
10/21	L	14-24	at Cleveland	72,818
10/28	W	18-17	Jacksonville	69,439
11/04	W	13-10	at Pittsburgh	62,906
11/12	W	16-10	at Tennessee	68,798
11/18	L	17-27	Cleveland	69,353
11/25	W	24-21	at Jacksonville	53,530
12/02	W	39-27	Indianapolis	69,382
12/09			BYE WEEK	
12/16	L	21-26	Pittsburgh	69,506
12/23	W	16-0	Cincinnati	68,987
12/29	L	10-22	at Tampa Bay	65,619
01/07	W	19-3	Minnesota	69,465

## TEAM STATISTICS

	RAVENS	OPPONENT
<b>TOTAL FIRST DOWNS</b>	<b>299</b>	<b>262</b>
Rushing	92	81
Passing	180	161
Penalty	27	20
3rd Down: Made/Att	82/230	70/227
3rd Down Pct.	35.7	30.8
4th Down: Made/Att	3/13	6/15
4th Down Pct.	23.1	40.0
<b>POSSESSION AVG.</b>	<b>29:39</b>	<b>30:21</b>
<b>TOTAL NET YARDS</b>	<b>5124</b>	<b>4446</b>
Avg. Per Game	320.3	277.9
Total Plays	1080	1010
Avg. Per Play	4.7	4.4
<b>NET YARDS RUSHING</b>	<b>1810</b>	<b>1411</b>
Avg. Per Game	113.1	88.2
Total Rushes	483	410
<b>NET YARDS PASSING</b>	<b>3314</b>	<b>3035</b>
Avg. Per Game	207.1	189.7
Sacked/Yards Lost	40/281	45/290
Gross Yards	3595	3325
Att./Completions	557/320	555/321
Completion Pct.	57.5	57.8
Had Intercepted	20	16
<b>PUNTS/AVERAGE</b>	<b>87/38.0</b>	<b>98/41.6</b>
<b>NET PUNTING AVG.</b>	<b>87/33.6</b>	<b>98/33.6</b>
<b>PENALTIES/YARDS</b>	<b>89/728</b>	<b>105/903</b>
<b>FUMBLES/BALL LOST</b>	<b>31/16</b>	<b>22/12</b>
<b>TOUCHDOWNS</b>	<b>31</b>	<b>30</b>
Rushing	11	10
Passing	18	16
Returns	2	4

## SCORE BY PERIODS

	1	2	3	4	OT	T	S
<b>RAVENS</b>	<b>29</b>	<b>92</b>	<b>63</b>	<b>119</b>	<b>0</b>	<b>303</b>	<b>0</b>
<b>Opponents</b>	<b>38</b>	<b>77</b>	<b>89</b>	<b>61</b>	<b>0</b>	<b>265</b>	<b>0</b>

SCORING	TD	RU	PA	RT	K/PAT	FG	S	PTS
Stover	0	0	0	0	25/25	30/35	0	115
Ismail	7	0	7	0	0	0	0	44
Brookins	5	5	0	0	0	0	0	30
Allen	3	3	0	0	0	0	0	18
T. Taylor	3	0	3	0	0	0	0	18
Ayanbadejo	2	1	1	0	0	0	0	12
Sharpe	2	0	2	0	0	0	0	12
Stokley	2	0	2	0	0	0	0	12
Cunningham	1	1	0	0	0	0	0	6
Gash	1	0	1	0	0	0	0	6
Grbac	1	1	0	0	0	0	0	6
Heap	1	0	1	0	0	0	0	6
Johnson	1	0	1	0	0	0	0	6
Sharper	1	0	0	1	0	0	0	6
Woodson	1	0	0	1	0	0	0	6
<b>RAVENS</b>	<b>31</b>	<b>11</b>	<b>18</b>	<b>2</b>	<b>25/25</b>	<b>30/35</b>	<b>0</b>	<b>303</b>
<b>Opponents</b>	<b>30</b>	<b>10</b>	<b>16</b>	<b>4</b>	<b>28/28</b>	<b>19/33</b>	<b>0</b>	<b>265</b>

2-Pt. Conversions: Ismail, RAVENS 1-6; Opponents 0-2

**SACKS:** Boulware 15.0, McCrary 7.5, Sharper 6.0, R. Lewis 3.5, A. Thomas 3.5, Adams 2.0, Siragusa 2.0, Douglas 1.0, Gregg 1.0, S. Taylor 1.0, Team 1.0, Trapp 1.0, Webster 0.5, **TEAM 44.0, Opponents 40.0**

PASSING	ATT	COMP	YARDS	COMP%	YDS/ATT
Grbac	467	265	3033	56.7	6.49
Cunningham	89	54	573	60.7	6.44
Richardson	1	1	-11	100.0	-11.00
<b>TEAM</b>	<b>557</b>	<b>320</b>	<b>3595</b>	<b>57.5</b>	<b>6.45</b>
<b>Opponents</b>	<b>555</b>	<b>321</b>	<b>3325</b>	<b>57.8</b>	<b>5.99</b>

## RUSHING

	NO	YDS	AVG	LG	TD
Allen	168	658	3.9	26	3
Brookins	151	551	3.6	25	5
M. Williams	65	291	4.5	55	0
Ayanbadejo	46	173	3.8	17	1
T. Taylor	5	46	9.2	16	0
Cunningham	14	40	2.9	15	1
Je. Lewis	9	33	3.7	14	0
Grbac	21	18	0.9	6	1
Stokley	1	1	1.0	1	0
Richardson	1	0	0.0	0	0
Gash	2	-1	-5.0	0	0
<b>RAVENS</b>	<b>483</b>	<b>1810</b>	<b>3.7</b>	<b>55</b>	<b>11</b>
<b>Opponents</b>	<b>410</b>	<b>1411</b>	<b>3.4</b>	<b>38</b>	<b>10</b>

## RECEIVING

	NO	YDS	AVG	LG	TD
Ismail	74	1059	14.3	77t	7
Sharpe	73	811	11.1	37	2
T. Taylor	42	560	13.3	63	3
Stokley	24	344	14.3	46	2
Ayanbadejo	24	121	5.0	18	1
M. Williams	23	210	9.1	46	0
Allen	17	68	4.0	11	0
Heap	16	206	12.9	24t	1
Gash	9	80	8.9	16	1
Brookins	6	45	7.5	15	0
Johnson	5	57	11.4	25	1
Je. Lewis	4	32	8.0	12	0
Jones	2	13	6.5	13	0
A. Mitchell	1	-11	-11.0	-1	0
<b>RAVENS</b>	<b>320</b>	<b>3595</b>	<b>11.2</b>	<b>77t</b>	<b>1</b>
<b>Opponents</b>	<b>321</b>	<b>3325</b>	<b>10.4</b>	<b>90t</b>	<b>16</b>

## INTERCEPTIONS

	NO	YDS	AVG	LG	TD
Starks	4	9	2.3	9	0
R. Lewis	3	115	38.3	64	0
Woodson	3	57	19.0	47t	1
Harris	2	1	0.5	1	0
Trapp	1	15	15.0	15	0
McCrary	1	1	1.0	1	0
McAlister	1	0	0.0	0	0
Porter	1	-3	-3.0	-3	0
<b>RAVENS</b>	<b>16</b>	<b>195</b>	<b>12.2</b>	<b>64</b>	<b>1</b>
<b>Opponents</b>	<b>20</b>	<b>331</b>	<b>16.6</b>	<b>66t</b>	<b>3</b>

## PUNTING

	NO	YDS	AVG	TB	In	LG	Bk
Richardson	85	3309	38.9	10	29	65	2
<b>RAVENS</b>	<b>87</b>	<b>3309</b>	<b>38.0</b>	<b>10</b>	<b>29</b>	<b>65</b>	<b>2</b>
<b>Opponents</b>	<b>98</b>	<b>4076</b>	<b>41.6</b>	<b>11</b>	<b>24</b>	<b>69</b>	<b>0</b>

## PUNT RETURNS

	Ret	FC	YDS	AVG	LG	TD
Je. Lewis	42	9	519	12.4	62	0
McAlister	5	1	44	8.8	24	0
Lake	1	0	0	0.0	0	0
<b>RAVENS</b>	<b>48</b>	<b>10</b>	<b>563</b>	<b>11.7</b>	<b>62</b>	<b>0</b>
<b>Opponents</b>	<b>33</b>	<b>22</b>	<b>183</b>	<b>5.5</b>	<b>30</b>	<b>0</b>

## KICKOFF RETURNS

	NO	YDS	AVG	LG	TD
Je. Lewis	42	1039	24.7	76	0
Harris	11	235	21.4	34	0
Johnson	2	39	19.5	23	0
Bobo	1	11	11.0	11	0
Brookins	1	23	23.0	23	0
<b>RAVENS</b>	<b>57</b>	<b>1347</b>	<b>23.6</b>	<b>76</b>	<b>0</b>
<b>Opponents</b>	<b>64</b>	<b>1393</b>	<b>21.8</b>	<b>51</b>	<b>0</b>

## FIELD GOALS

	1-19	20-29	30-39	40-49	50+
Stover	0/0	16/16	9/10	5/9	0/0
<b>RAVENS</b>	<b>0/0</b>	<b>16/16</b>	<b>9/10</b>	<b>5/9</b>	<b>0/0</b>
<b>Opponents</b>	<b>0/0</b>	<b>7/7</b>	<b>6/11</b>	<b>6/15</b>	<b>0/0</b>

Stovers:(46N,37G)(38G)(29G,26G)(26G,25G)(28G)(21G,38G)(49G,28G)(25G,39G)(31G,33G,30G)(42G)(41G,41N)(26G,30G,29G,27G,46N)(48N)(43G,29G,433N,43G)(24G)(21G,20G,38G,20G)

Opponents:(20G,43N,46G)(43N,39N,45N)(43G,49G)(46N)(33G,47N)(33G)(40G)(38G,41N,33N,48N,35)(48N,27G)(29G,42G)(38N)(33G,25G)(22G,33G,32N)(0)(42G,38G,24G,40N)(26G)

TD	TD%	INT	INT%	LG	SACK/LOST	RATING
15	3.2	18	3.9	77t	28/215	71.1
3	3.4	2	2.2	30	12/66	81.3
0	0.0	0	0.0	11	0/0	79.2
18	3.2	20	3.6	77t	40/281	72.7
16	2.9	16	2.9	90t	45/290	72.8

PLAYERS • 2007 REVIEW • HISTORY • RECORDS • GAME DAY



## 2001 DEFENSIVE STATISTICS

FROM COACHES VIDEO

PLAYER	TT	SOLO	AS	SACKS	YDS	INT	PD	FF	FR
Lewis, Ray	196	130	66	3.5	26	3	13	1	1
Sharper, Jamie	135	101	34	6	31	0	12	0	1
Woodson, Rod	93	70	23	0	0	3	13	1	1
Harris, Corey	91	70	21	0	0	2	12	3	4
Boulware, Peter	82	51	31	15	86.5	0	4	3	1
McAlister, Chris	69	59	10	0	0	1	11	0	0
McCrary, Michael	64	42	22	7.5	42.5	1	2	1	0
Starks, Duane	59	52	7	0	0	4	17	2	0
Siragusa, Tony	58	27	31	2	12	0	3	0	0
Adams, Sam	51	28	23	2	16	0	2	1	0
Burnett, Rob	50	28	22	0	0	0	6	0	1
Thomas, Adalius	39	27	12	3.5	32.5	0	8	3	0
Lake, Carnell	32	27	5	0	0	0	0	0	1
Trapp, James	31	25	6	1	8	1	4	0	0
Dalton, Lionel	29	15	14	0	0	0	0	0	0
Webster, Larry	28	13	15	0.5	1.5	0	0	0	0
Jackson, Brad	25	13	12	0	0	0	1	1	0
Gregg, Kelly	19	10	9	1	7	0	1	0	0
Mitchell, Anthony	11	9	2	0	0	0	1	0	0
Porter, Alvin	8	8	0	0	0	1	1	0	0
Taylor, Shannon	5	2	3	1	6	0	0	0	0
Douglas, Marques	3	2	1	1	11	0	0	0	0

## 2001 SPECIAL TEAMS STATISTICS

FROM COACHES VIDEO

PLAYER	TT	SOLO	AS	FF	FR	BK
Thomas, Adalius	18	14	4	0	0	0
Mitchell, Anthony	18	12	6	0	0	0
Jackson, Brad	16	9	7	0	1	0
Porter, Alvin	14	11	3	1	0	0
Trapp, James	12	9	3	0	0	0
Taylor, Shannon	9	8	1	0	0	0
Hartwell, Edgerton	9	5	4	0	0	0
Baxter, Gary	8	8	0	0	0	0
Ayunbadejo, Obafemi	8	7	1	0	0	0
Jones, John	8	7	1	0	0	0
Lake, Carnell	7	4	3	0	0	0
Williams, Moe	5	4	1	0	0	0
Starks, Duane	4	4	0	0	0	0
Harris, Corey	4	3	1	0	0	0
Kight, Danny	2	2	0	0	0	0
Stover, Matt	2	2	0	0	0	0
Maese, Joe	1	1	0	0	0	0
McAlister, Chris	1	1	0	0	0	1
Ricard, Alan	1	1	0	0	0	0
Sharper, Jamie	1	1	0	0	0	0
Hellestrae, Dale	1	0	1	0	0	0

\*McAlister partially deflected a FG at Pittsburgh 11/4/01

### TOP THREE

SOLO	SACKS	FF	FR	PD
130 Ray Lewis	15.0 Peter Boulware	3 Peter Boulware	4 Corey Harris	17 Duane Starks
101 Jamie Sharper	7.5 Michael McCrary	3 Corey Harris	1 7 players tied	13 Ray Lewis
70 2 players tied	6.0 Jamie Sharper	3 Adalius Thomas		13 Rod Woodson

### 2001 USUAL STARTING LINEUPS

OFFENSE	DEFENSE
WR 87 Qadry Ismail	LDE 90 Rob Burnett
WR 89 Travis Taylor	LDT 95 Sam Adams
LT 75 Jonathan Ogden	RDT 98 Tony Siragusa
LG 64 Edwin Mulitalo	RDE 99 Michael McCrary
C 62 Mike Flynn	LLB 58 Peter Boulware
RG 66 Bennie Anderson	MLB 52 Ray Lewis
RT 77 Kipp Vickers	RLB 55 Jamie Sharper
TE 82 Shannon Sharpe	LCB 22 Duane Starks
QB 18 Elvis Grbac	RCB 21 Chris McAlister
RB 29 Terry Allen	SS 45 Corey Harris
FB 32 Sam Gash	FS 26 Rod Woodson

### 2001 RAVENS COACHES

**Brian Billick**, Head Coach; **Matt Cavanaugh**, Offensive Coordinator/Quarterbacks; **Marvin Lewis**, Defensive Coordinator; **Jim Colletto**, Offensive Line; **Jack Del Rio**, Linebackers; **Jeff Friday**, Strength and Conditioning; **Wade Harman**, Tight Ends/Assistant Offensive Line; **Donnie Henderson**, Secondary; Milt Jackson, Offensive Assistant; **Chip Morton**, Assistant Strength and Conditioning; **Mike Nolan**, Wide Receivers; **Russ Purnell**, Special Teams; **Rex Ryan**, Defensive Line; **Steve Shafer**, Assistant Head Coach/Secondary; **Matt Simon**, Running Backs; **Mike Smith**, Defensive Assistant/Defensive Line; **Bennie Thompson**, Special Teams Assistant

### 2001 RAVENS HONOR ROLL

**Pro Bowl:** DT Sam Adams (2nd team); WR/KR Jermaine Lewis (2nd team); LB Ray Lewis (starter); OT Jonathan Ogden (starter); TE Shannon Sharpe (2nd team); S Rod Woodson (starter)  
**All Pro:** DT Sam Adams (PFW, FN, CPFW); WR/KR Jermaine Lewis (PFW, FD, TSN); TE Shannon Sharpe (CPFW); LB Ray Lewis (AP-1st team, SI, PFW, FD, FN, CPFW, TSN); OL Edwin Mulitalo (SI); OT Jonathan Ogden (AP-2nd team, PFW, FD, FN, CPFW, TSN)  
**All Community Team Awards:** LB Ray Lewis, CB Chris McAlister, DE Michael McCrary, OT Jonathan Ogden, CB James Trapp  
**Ravens Nest Lineman of the Year:** OL Edwin Mulitalo  
**Ravens Roost Extra Effort Award:** WR Brandon Stokley  
**Ravens Roost Unsung Hero:** LB Jamie Sharper  
**Ed Block Courage Award:** S Corey Harris

### BALTIMORE RAVENS 2001 SEASON REVIEW

	Reg.	Post.		Reg.	Post.
Record	10-6	1-1	When Scoring First	5-2	0-0
vs. AFC Central	6-4	0-1	When Not Scoring First	5-4	1-1
vs. AFC	8-4	1-1	Positive or Even Turnover Ratio	9-0	1-0
vs. NFC	2-2	0-0	Negative Turnover Ratio	1-6	0-1
Home	6-2	0-0	Winning Penalty Ratio	7-3	1-0
Away	4-4	1-1	Losing Penalty Ratio	3-2	0-1
On Grass	10-6	1-1	Overtime	0-0	0-0
Artificial Turf	0-0	0-0	Preseason	1-2	0-0
Outdoors	10-6	1-1	With a 100-Yard Rusher	3-0	1-0
Indoors	0-0	0-0	With a 100-Yard Receiver	1-0	0-0
Leading at Halftime	5-1	1-0	Without a 100-yard Rusher	7-6	0-1
Trailing at Halftime	2-5	0-1	Without a 100-yard Receiver	9-6	1-1
Tied at Halftime	3-0	0-0	When Allowing a 100-Yard Rusher	1-0	0-0
Tied After 3 Quarters	2-0	0-0	When Not Allowing a 100-Yard Rusher	9-6	1-1
Leading After 3 Quarters	5-0	1-0	When Allowing a 100-Yard Receiver	1-2	0-0
Trailing After 3 Quarters	3-6	0-1	When Not Allowing a 100-Yard Receiver	9-4	1-1
Winning Coin Toss	6-2	1-1	With a 300-Yard Passer	0-1	0-0
Losing Coin Toss	4-4	0-0	Without a 300-Yard Passer	10-5	1-1
Decided by 8 Points or less	5-2	0-0	When Allowing a 300-Yard Passer	2-2	0-0
Decided by 3 Points or less	3-0	0-0	When Not Allowing a 300-Yard Passer	8-4	1-1

# 2001 POSTSEASON STATISTICS

## RESULTS AND ATTENDANCE

### WON 1, LOST 1

01/13	W	20-3	at Miami	72,251
01/20	L	10-27	at Pittsburgh	63,976

## TEAM STATISTICS

	RAVENS	OPPONENT
<b>TOTAL FIRST DOWNS</b>	<b>27</b>	<b>30</b>
Rushing	12	12
Passing	13	14
Penalty	2	4
3rd Down: Made/Att	11/28	10/27
3rd Down Pct	39.3	37.0
4th Down: Made/Att	1/1	0/1
4th Down Pct.	100.0	0.0
<b>POSSESSION AVG.</b>	<b>28:35</b>	<b>31:26</b>
<b>TOTAL NET YARDS</b>	<b>497</b>	<b>448</b>
Avg. Per Game	248.5	224.0
Total Plays	120	119
Avg. Per Play	4.1	3.8
<b>NET YARDS RUSHING</b>	<b>248</b>	<b>200</b>
Avg. Per Game	124.0	100.0
Total Rushes	61	64
<b>NET YARDS PASSING</b>	<b>249</b>	<b>248</b>
Avg. Per Game	124.5	124.0
Sacked/Yards Lost	4/37	5/28
Gross Yards	286	276
Att./Completions	55/30	50/27
Completion Pct.	54.5	54.0
Had Intercepted	3	2
<b>PUNTS/AVERAGE</b>	<b>12/40.1</b>	<b>11/43.5</b>
<b>NET PUNTING AVG.</b>	<b>12/32.1</b>	<b>11/30.6</b>
<b>PENALTIES/YARDS</b>	<b>14/100</b>	<b>11/86</b>
<b>FUMBLES/BALL LOST</b>	<b>2/2</b>	<b>6/2</b>
<b>TOUCHDOWNS</b>	<b>3</b>	<b>3</b>
Rushing	1	2
Passing	1	1
Returns	1	0

## SCORE BY PERIODS

	1	2	3	4	OT	PTS
<b>RAVENS</b>	<b>0</b>	<b>10</b>	<b>14</b>	<b>6</b>	<b>0</b>	<b>30</b>
<b>Opponents</b>	<b>13</b>	<b>10</b>	<b>0</b>	<b>7</b>	<b>0</b>	<b>30</b>

## SCORING

	TD	RU	PA	RT	K/PAT	FG	S	PTS
Stover	0	0	0	0	3/3	3/4	0	12
Allen	1	1	0	0	0	0	0	6
Je. Lewis	1	0	0	1	0	0	0	6
T. Taylor	1	0	1	0	0	0	0	6
<b>RAVENS</b>	<b>3</b>	<b>1</b>	<b>1</b>	<b>1</b>	<b>3/3</b>	<b>3/4</b>	<b>0</b>	<b>30</b>
<b>Opponents</b>	<b>3</b>	<b>2</b>	<b>1</b>	<b>0</b>	<b>3/3</b>	<b>3/4</b>	<b>0</b>	<b>30</b>

2-Pt. Conversions: RAVENS 0-0; Opponents 0-0

**SACKS:** Boulware 1.0, A. Mitchell 1.0, Sharper 1.0, Webster 1.0, Burnett 0.5, A. Thomas 0.5, **TEAM 5.0, Opponents 4.0**

## PASSING

	ATT	COMP	YARDS	COMP%	YDS/ATT
Grbac	55	30	286	54.5	5.20
<b>RAVENS</b>	<b>55</b>	<b>30</b>	<b>286</b>	<b>54.5</b>	<b>5.20</b>
<b>Opponents</b>	<b>50</b>	<b>27</b>	<b>276</b>	<b>54.0</b>	<b>5.52</b>

## DEFENSIVE STATISTICS

FROM COACHES VIDEO

PLAYER	TT	SOLO	AS	SACKS	YDS	INT	PD	FF	FR
Sharper, Jamie	20	12	8	1	0	0	1	1	0
Lewis, Ray	15	9	6	0	0	0	0	2	0
Woodson, Rod	14	11	3	0	0	0	2	0	0
Harris, Corey	12	9	3	0	0	0	1	0	0
Webster, Larry	12	8	4	1	8	0	1	0	0
Starks, Duane	10	9	1	0	0	1	1	0	0
Boulware, Peter	10	5	5	1	15	0	0	2	1
Burnett, Rob	8	6	2	1	3	0	0	0	0
Siragusa, Tony	8	5	3	0	0	0	0	0	0
Adams, Sam	7	2	5	0	0	0	0	0	1
McAlister, Chris	6	3	3	0	0	1	3	0	0
Mitchell, Anthony	4	4	0	1	2	0	0	0	0
Gregg, Kelly	4	3	1	0	0	0	0	0	0
Lake, Carnell	4	3	1	0	0	0	1	0	0
Thomas, Adalilus	4	2	2	0	0	0	0	0	0
Jackson, Brad	3	2	1	0	0	0	0	0	0
Dalton, Lionel	1	0	1	0	0	0	0	0	0

## RUSHING

	NO	YDS	AVG	LG	TD
Allen	29	120	4.1	13	1
Brookins	14	71	5.1	18	0
M. Williams	9	29	3.2	9	0
T. Taylor	1	15	15.0	15	0
Ayanbadejo	2	8	4.0	5	0
Je. Lewis	2	4	2.0	5	0
Grbac	2	3	1.5	4	0
Redman	2	-2	-1.0	-1	0
<b>RAVENS</b>	<b>61</b>	<b>248</b>	<b>4.1</b>	<b>18</b>	<b>1</b>
<b>Opponents</b>	<b>64</b>	<b>200</b>	<b>3.1</b>	<b>23</b>	<b>2</b>

## RECEIVING

	NO	YDS	AVG	LG	TD
Sharpe	9	79	8.8	27	0
T. Taylor	6	76	12.7	45	1
M. Williams	4	24	6.0	14	0
Allen	3	11	3.7	6	0
Stokley	2	38	19.0	27	0
Ismail	2	24	12.0	16	0
Gash	1	13	13.0	13	0
Heap	1	11	11.0	11	0
Ayanbadejo	1	7	7.0	7	0
Brookins	1	3	3.0	3	0
<b>RAVENS</b>	<b>30</b>	<b>286</b>	<b>9.5</b>	<b>45</b>	<b>1</b>
<b>Opponents</b>	<b>27</b>	<b>276</b>	<b>10.2</b>	<b>32t</b>	<b>1</b>

## INTERCEPTIONS

	NO	YDS	AVG	LG	TD
Starks	1	26	26.0	26	0
McAlister	1	18	18.0	18	0
<b>RAVENS</b>	<b>2</b>	<b>44</b>	<b>22.0</b>	<b>26</b>	<b>0</b>
<b>Opponents</b>	<b>3</b>	<b>51</b>	<b>17.0</b>	<b>32</b>	<b>0</b>

## PUNTING

	NO	YDS	AVG	TB	In	LG	Bk
Richardson	12	481	40.1	1	1	52	0
<b>RAVENS</b>	<b>12</b>	<b>481</b>	<b>40.1</b>	<b>1</b>	<b>1</b>	<b>52</b>	<b>0</b>
<b>Opponents</b>	<b>11</b>	<b>479</b>	<b>43.5</b>	<b>2</b>	<b>4</b>	<b>52</b>	<b>0</b>

## PUNT RETURNS

	Ret	FC	YDS	AVG	LG	TD
Je. Lewis	5	2	102	20.4	88t	1
<b>RAVENS</b>	<b>5</b>	<b>2</b>	<b>102</b>	<b>20.4</b>	<b>88t</b>	<b>1</b>
<b>Opponents</b>	<b>7</b>	<b>0</b>	<b>76</b>	<b>10.9</b>	<b>35</b>	<b>0</b>

## KICKOFF RETURNS

	NO	YDS	AVG	LG	TD
Je. Lewis	6	104	17.3	28	0
Harris	2	33	16.5	18	0
<b>RAVENS</b>	<b>8</b>	<b>137</b>	<b>17.1</b>	<b>28</b>	<b>0</b>
<b>Opponents</b>	<b>8</b>	<b>187</b>	<b>23.4</b>	<b>32</b>	<b>0</b>

## FIELD GOALS

	1-19	20-29	30-39	40-49	50+
Stover	0/0	1/1	1/1	1/2	0/0
<b>RAVENS</b>	<b>0/0</b>	<b>1/1</b>	<b>1/1</b>	<b>1/2</b>	<b>0/0</b>
<b>Opponents</b>	<b>0/0</b>	<b>1/1</b>	<b>1/2</b>	<b>1/1</b>	<b>0/0</b>

Stover:(40N,35G,40G)(26G)

**RAVENS: (40N,35G,40G)(26G)**

**Opponents: (33G)(21G,35N,46G)**

TD	TD%	INT	INT%	LG	SACK/LOST	RATING
1	1.8	3	5.5	45	4/37	52.5
1	1.8	3	5.5	45	4/37	52.5
1	2.0	2	4.0	32t	5/28	60.1

## SPECIAL TEAMS STATISTICS

FROM COACHES VIDEO

PLAYER	TT	SOLO	AS	FF	FR	BK
Porter, Alvin	6	4	2	1	0	0
Ayanbadejo, Obafemi	5	3	2	0	0	0
Baxter, Gary	3	2	1	0	0	0
Mitchell, Anthony	3	2	1	0	0	0
Starks, Duane	2	2	0	0	0	0
Harris, Corey	2	1	1	0	0	0
Hellestrae, Dale	1	1	0	0	0	0
Jackson, Brad	1	1	0	0	0	0
Richardson, Kyle	1	1	0	0	0	0
Thomas, Adalilus	1	1	0	0	0	0
Hartwell, Edgerton	1	0	1	0	0	0



## 2002 DEFENSIVE STATISTICS

FROM COACHES VIDEO

PLAYER	TT	SOLO	AS	SACKS	YDS	INT	PD	FR	FF
Hartwell, Ed	191	125	66	3	18.0	0	7	0	0
Baxter, Gary	90	75	15	0	0	1	20	0	0
Boulware, Peter	87	63	24	7	57.0	1	4	1	1
Reed, Ed	86	69	17	1	3.0	5	13	0	1
Lewis, Ray	85	57	28	0	0	2	2	1	1
Gregg, Kelly	84	53	31	2	13.0	0	0	0	0
Harris, Bernardo	73	47	26	2	23.0	2	4	0	0
Thomas, Adalius	68	38	30	3	20.0	2	11	1	3
Brown, Cornell	67	47	20	1.5	14.0	0	3	0	0
McAlister, Chris	67	58	9	0	0	1	24	0	1
Weaver, Anthony	65	43	22	3.5	33.0	0	4	0	1
Demps, Will	64	51	13	1	2.0	1	7	0	1
Williams, Chad	43	35	8	0	0	3	8	0	1
Porter, Alvin	41	36	5	0	0	0	3	0	0
Trapp, James	36	26	10	1	17.0	3	11	0	1
Knoxeau, Maake	32	20	12	2	6.0	0	0	0	0
Mitchell, Anthony	31	25	6	0	0	3	2	0	0
Parker, Riddick	29	17	12	1	5.0	0	0	0	2
McCrary, Michael	16	10	6	2	6.0	0	1	0	0
Douglas, Marques	15	9	6	1	9.0	0	0	0	0
Nugent, David	15	8	7	0	0	0	0	0	0
Tate, Robert	14	13	1	0	0	0	2	0	0
Taylor, Shannon	14	8	6	0	0	0	0	0	1
Scott, Bart	5	2	3	0	0	1	0	0	0

## 2002 SPECIAL TEAMS STATISTICS

FROM COACHES VIDEO

PLAYER	TT	SOLO	AS	FF	FR	BK
Scott, Bart	17	13	4	0	0	0
Williams, Chad	17	12	5	1	0	1
Thomas, Adalius	15	11	4	0	0	0
Taylor, Shannon	14	12	2	0	0	0
Mitchell, Anthony	12	10	2	0	0	0
Trapp, James	12	9	3	0	0	0
Jones, John	10	3	7	0	0	0
Porter, Alvin	9	6	3	0	1	0
Reed, Ed	8	5	3	0	0	2
Brown, Cornell	7	4	3	0	0	0
Demps, Will	6	3	3	0	0	0
Johnson, Ron	3	3	0	0	1	0
Maese, Joe	3	2	1	0	1	0
Ricard, Alan	3	2	1	0	0	0
Stover, Matt	3	3	0	0	0	0
Tate, Robert	3	1	2	0	0	0
Harris, Bernardo	2	2	0	0	0	0
Jenkins, J.R.	2	2	0	0	0	0
Perryman, Ray	2	1	1	0	0	0
Hartwell, Ed	1	0	1	0	0	0
Jones, Terry	1	0	1	0	0	0
Zastudil, Dave	1	1	0	0	0	0
Gash, Sam	0	0	0	0	1	0

### TOP THREE

SOLO	SACKS	FF	FR	PD
125 Ed Hartwell	7.0 Peter Boulware	3 Adalius Thomas	1 Peter Boulware	24 Chris McAlister
75 Gary Baxter	3.5 Anthony Weaver	2 Riddick Parker	1 Ray Lewis	20 Gary Baxter
69 Ed Reed	3.0 2 players tied		1 Adalius Thomas	13 Ed Reed

### 2002 USUAL STARTING LINEUPS

OFFENSE		DEFENSE	
WR 89	Travis Taylor	DE 98	Anthony Weaver
LT 75	Jonathan Ogden	DT 97	Kelly Gregg
LG 64	Edwin Mulitalo	DE 96	Adalius Thomas
C 62	Mike Flynn	DE 99	Michael McCrary*
RG 66	Bennie Anderson	LOLB 90	Cornell Brown
RT 77	Ethan Brooks	LILB 56	Ed Hartwell
TE 86	Todd Heap	RILB 52	Ray Lewis*
WR 80	Brandon Stokley*	ILB 51	Bernardo Harris
QB 81	Randy Hymes	ROLB 58	Peter Boulware
QB 7	Chris Redman	LCB 21	Chris McAlister
RB 11	Jeff Blake	RCB 28	Gary Baxter
RB 31	Jamal Lewis	SS 20	Ed Reed
FB 39	Alan Ricard	FS 47	Will Demps
*IR			42 Anthony Mitchell

### 2002 RAVENS COACHES

**Brian Billick**, Head Coach; **Matt Cavanaugh**, Offensive Coordinator; **Mike Nolan**, Defensive Coordinator; **Gary Zauner**, Special Teams Coordinator; **Mark Asanovich**, Assistant Strength and Conditioning; **Jim Colletto**, Offensive Line; **Jeff Friday**, Strength and Conditioning; **Wade Harman**, Tight Ends/Assistant Offensive Line; **Donnie Henderson**, Secondary; **Paul Ricci**, Assistant Strength and Conditioning; **Rex Ryan**, Defensive Line; **David Shaw**, Quarterbacks/Wide Receivers; **Mark Simon**, Running Backs; **Mike Smith**, Linebackers; **Bennie Thompson**, Special Teams Assistant; **Phil Zacharias**, Defensive Assistant/Defensive Line

### 2002 RAVENS HONOR ROLL

**Pro Bowl:** LB Peter Boulware (2nd team); TE Todd Heap (2nd team); OT Jonathan Ogden (starter)

**All Pro:** OT Jonathan Ogden (AP-1st team, *PFW*, *FD*-2nd team, *TSN*)

**Comeback Player of the Year:** RB Jamal Lewis (*FD*)

**All-Rookie Team:** S Ed Reed (*PFW*), P Dave Zastudil (*PFW*)

**All Community Team Award Winners:** QB Jeff Blake, RB Jamal Lewis, LB Ray Lewis, CB Chris McAlister,

DE Michael McCrary, S Anthony Mitchell, G Edwin Mulitalo, WR Jeff Ogden, OT Jonathan Ogden,

K Matt Stover, CB Robert Tate, CB James Trapp

**Ravens Nest Lineman of Year:** DE Adalius Thomas

**Ravens Roost Extra Effort Award:** LB Edgerton Hartwell

**Ravens Roost Unsung Hero:** NT Kelly Gregg

**Ed Block Courage Award:** OT Ethan Brooks

### BALTIMORE RAVENS 2002 SEASON REVIEW

Record	7-9
vs. AFC North	3-3
vs. AFC	7-5
vs. NFC	0-4
Home	4-4
Away	3-5
On Grass	7-7
Artificial Turf	0-2
Outdoors	7-7
Indoors	0-2
Leading at Halftime	5-1
Trailing at Halftime	1-8
Tied at Halftime	1-0
Tied After 3 Quarters	0-1
Leading After 3 Quarters	6-2
Trailing After 3 Quarters	1-6
Winning Coin Toss	3-1
Losing Coin Toss	4-8
Decided by 7 Points or less	4-5
Decided by 3 Points or less	1-5

When Scoring First	5-2
When Not Scoring First	2-7
Positive or Even Turnover Ratio	7-1
Negative Turnover Ratio	0-8
Winning Penalty Ratio	5-3
Losing Penalty Ratio	1-5
Overtime	0-0
Preseason	2-2
With a 100-Yard Rusher	4-1
With a 100-Yard Receiver	1-1
Without a 100-yard Rusher	3-8
Without a 100-yard Receiver	6-8
When Allowing a 100-Yard Rusher	2-3
When Not Allowing a 100-Yard Rusher	5-6
When Allowing a 100-Yard Receiver	2-1
When Not Allowing a 100-Yard Receiver	5-8
With a 300-Yard Passer	0-2
Without a 300-Yard Passer	7-7
When Allowing a 300-Yard Passer	2-1
When Not Allowing a 300-Yard Passer	5-8

# 2003 STATISTICS

## RESULTS AND ATTENDANCE

WON 10, LOST 6	AFC NORTH CHAMPIONS			
9/07	L	15-34	at Pittsburgh	63,157
9/14	W	33-13	Cleveland	69,473
9/21	W	24-10	at San Diego	52,028
9/28	L	10-17	Kansas City	69,459
10/05			BYE WEEK	
10/12	W	26-18	at Arizona	24,193
10/19	L	26-34	at Cincinnati	53,553
10/26	W	26-6	Denver	69,721
11/02	W	24-17	Jacksonville	69,486
11/09	L	22-33	at St. Louis	66,085
11/16	L	6-9 (OT)	at Miami	73,333
11/23	W	44-41 (OT)	Seattle	69,477
11/30	W	44-6	San Francisco	69,549
12/07	W	31-13	Cincinnati	69,468
12/14	L	12-20	at Oakland	45,398
12/21	W	35-0	at Cleveland	72,548
12/28	W	13-10 (OT)	Pittsburgh	70,001

## TEAM STATISTICS

	RAVENS	OPPONENT
<b>TOTAL FIRST DOWNS</b>	<b>259</b>	<b>248</b>
Rushing	115	78
Passing	121	144
Penalty	23	26
3rd Down: Made/Att	72/226	69/235
Down Pct.	31.9	29.4
4th Down: Made/Att	7/11	5/17
Down Pct.	63.6	29.4
<b>POSSESSION AVG.</b>	<b>30:14</b>	<b>29:46</b>
<b>TOTAL NET YARDS</b>	<b>4929</b>	<b>4341</b>
Per Game	308.1	271.3
Total Plays	1009	1026
Avg. Per Play	4.9	4.2
<b>NET YARDS RUSHING</b>	<b>2674</b>	<b>1536</b>
Avg. Per Game	167.1	96.0
Total Rushes	552	448
<b>NET YARDS PASSING</b>	<b>2255</b>	<b>2805</b>
Avg. Per Game	140.9	175.3
Sacked/Yards Lost	42/262	47/353
Gross Yards	2517	3158
Att./Completions	415/217	531/296
Completion Pct.	52.3	55.7
Had Intercepted	19	24
<b>PUNTS/AVERAGE</b>	<b>91/40.8</b>	<b>105/40.1</b>
<b>NET PUNTING AVG.</b>	<b>91/34.9</b>	<b>105/34.7</b>
<b>PENALTIES/YARDS</b>	<b>126/970</b>	<b>106/935</b>
<b>FUMBLES/BALL LOST</b>	<b>37/19</b>	<b>29/17</b>
<b>TOUCHDOWNS</b>	<b>41</b>	<b>28</b>
Rushing	18	6
Passing	16	19
Returns	7	3

## SCORE BY PERIODS

	1	2	3	4	OT	T	S
<b>RAVENS</b>	<b>61</b>	<b>90</b>	<b>84</b>	<b>150</b>	<b>6</b>	<b>391</b>	
<b>Opponents</b>	<b>63</b>	<b>73</b>	<b>77</b>	<b>65</b>	<b>3</b>	<b>281</b>	

SCORING	TD	RU	PA	RT	K/PAT	FG	S	PTS
Stover	0	0	0	0	35/35	33/38	0	134
J. Lewis	14	14	0	0	0	0	0	84
Robinson	6	0	6	0	0	0	0	36
Heap	3	0	3	0	0	0	0	26
T. Jones	3	0	3	0	0	0	0	18
Reed	3	0	0	3	0	0	0	18
T. Taylor	3	0	3	0	0	0	0	18
M. Smith	2	2	0	0	0	0	0	12
C. Taylor	2	2	0	0	0	0	0	12
R. Lewis	1	0	0	1	0	0	0	6
McAlister	1	0	0	1	0	0	0	6
Ogden	1	0	1	0	0	0	0	6
Ricard	1	0	0	1	0	0	0	6
Williams	1	0	0	1	0	0	0	6
Richey	0	0	0	0	0/0	1/2	0	3
<b>RAVENS</b>	<b>41</b>	<b>18</b>	<b>16</b>	<b>7</b>	<b>35/35</b>	<b>34/40</b>	<b>0</b>	<b>391</b>
<b>Opponents</b>	<b>28</b>	<b>6</b>	<b>19</b>	<b>3</b>	<b>27/27</b>	<b>28/31</b>	<b>0</b>	<b>281</b>

2-Pt. Conversions: Heap 4, RAVENS 4-6; Opponents 1-1

**SACKS:** Suggs 12.0, Boulware 8.5, Weaver 5.0, Douglas 4.5, A. Thomas 4.0, Gregg 3.0, Hartwell 3.0, R. Lewis 1.5, Baxter 1.0, C. Brown 1.0, Kemoatu 1.0, Reed 1.0, Slaughter LG 1.0, Williams 1.0, Knight 0.5 **TEAM 47.0, Opponents 42.0**

PASSING	ATT	COMP	YARDS	COMP%	YDS/ATT
Boller	224	116	1260	51.8	5.63
Wright	178	94	1199	52.8	6.74
Redman	13	7	58	53.8	4.46
<b>RAVENS</b>	<b>415</b>	<b>217</b>	<b>2517</b>	<b>52.3</b>	<b>6.07</b>
<b>Opponents</b>	<b>531</b>	<b>296</b>	<b>3158</b>	<b>55.7</b>	<b>5.95</b>

## RUSHING

	NO	YDS	AVG	LG	TD
J. Lewis	387	2066	5.3	82t	14
C. Taylor	63	276	4.4	32	2
Ricard	19	79	4.2	30	0
Wright	28	73	2.6	17	0
Boller	30	62	2.1	15	0
T. Taylor	11	62	5.6	16	0
M. Smith	9	31	3.4	11t	2
Heap	3	21	7.0	9	0
Redman	2	4	2.0	4	0
<b>RAVENS</b>	<b>552</b>	<b>2674</b>	<b>4.8</b>	<b>82t</b>	<b>18</b>
<b>Opponents</b>	<b>448</b>	<b>1536</b>	<b>3.4</b>	<b>36</b>	<b>6</b>

## RECEIVING

	NO	YDS	AVG	LG	TD
Heap	57	693	12.2	33t	3
T. Taylor	39	632	16.2	73t	3
Robinson	31	451	14.5	50t	6
J. Lewis	26	205	7.9	26	0
C. Taylor	20	132	6.6	23	0
T. Jones	19	159	8.4	25	3
Sanders	14	170	12.1	44	0
Ricard	9	62	6.9	15	0
R. Johnson	1	12	12.0	12	0
Ogden	1	1	1.0	1t	1
Boller	0	0	---	0	0
Ward TM	0	0	---	0	0
<b>RAVENS</b>	<b>217</b>	<b>2517</b>	<b>11.6</b>	<b>73t</b>	<b>16</b>
<b>Opponents</b>	<b>296</b>	<b>3158</b>	<b>10.7</b>	<b>82t</b>	<b>19</b>

## INTERCEPTIONS

	NO	YDS	AVG	LG	TD
Reed	7	132	18.9	54t	1
R. Lewis	6	99	16.5	37	1
McAlister	3	93	31.0	83t	1
Baxter	3	41	13.7	34	0
Demps	2	57	28.5	54	0
Williams	1	52	52.0	52t	1
Hartwell	1	26	26.0	26	0
Suggs	1	11	11.0	11	0
<b>RAVENS</b>	<b>24</b>	<b>511</b>	<b>21.3</b>	<b>83t</b>	<b>4</b>
<b>Opponents</b>	<b>19</b>	<b>269</b>	<b>14.2</b>	<b>45</b>	<b>0</b>

## PUNTING

	NO	YDS	AVG	TB	In	LG	Bk
Zastudil	89	3649	41.0	8	21	67	0
Boller	1	29	29.0	0	0	29	0
Stover	1	34	34.0	1	0	34	0
<b>RAVENS</b>	<b>91</b>	<b>3712</b>	<b>40.8</b>	<b>9</b>	<b>21</b>	<b>67</b>	<b>0</b>
<b>Opponents</b>	<b>105</b>	<b>4211</b>	<b>40.1</b>	<b>8</b>	<b>28</b>	<b>68</b>	<b>2</b>

## PUNT RETURNS

	Ret	FC	YDS	AVG	LG	TD
Brightful	45	20	351	7.8	44	0
Reed	5	3	33	6.6	19	0
Ward TM	3	0	26	8.7	16	0
<b>RAVENS</b>	<b>53</b>	<b>23</b>	<b>410</b>	<b>7.7</b>	<b>44</b>	<b>0</b>
<b>Opponents</b>	<b>42</b>	<b>18</b>	<b>354</b>	<b>8.4</b>	<b>44</b>	<b>0</b>

## KICKOFF RETURNS

	NO	YDS	AVG	LG	TD
Brightful	29	716	24.7	75	0
C. Taylor	23	448	19.5	29	0
M. Smith	2	17	8.5	15	0
A. Thomas	1	21	21.0	21	0
Walls	1	0	0.0	0	0
Ward TM	1	20	20.0	20	0
<b>RAVENS</b>	<b>57</b>	<b>1222</b>	<b>21.4</b>	<b>75</b>	<b>0</b>
<b>Opponents</b>	<b>70</b>	<b>1495</b>	<b>21.4</b>	<b>97t</b>	<b>1</b>

## FIELD GOALS

	1-19	20-29	30-39	40-49	50+
Stover	0/0	16/16	6/6	11/14	0/2
Richey	0/0	0/0	0/0	0/0	1/2
<b>RAVENS</b>	<b>0/0</b>	<b>16/16</b>	<b>6/6</b>	<b>11/14</b>	<b>1/2</b>
<b>Opponents</b>	<b>0/0</b>	<b>9/9</b>	<b>5/6</b>	<b>13/14</b>	<b>1/2</b>

**Stover:**(0)(45N,20G,40G,21G)(49G)(29G)(31G,22G,29G,37G)(25G)(45N,25G,39G,22G,29G)(23G,32G,23G)(41G,25G,41G)(39G,45G)(21G,40G,42G)(28G,47G,41G)(22G)(32G,28G,50N)(46N)(46G,52N,47G)

**Richey:**(0)(56G)(0)(0)(0)(0)(0)(0)(0)(0)(0)(51N)

**Opponents:**(29G,31G)(44G,35G)(24G,50N)(46G)(46G)(44G,37G)(28G,22G)(24G)(49G,46G,48G,27G)(23G,52G,48N,43G)(45G,46G)(48G,40G)(25G,38G)(37G,23G)(37N)(42G)

TD	TD%	INT	INT%	LG	SACK/LOST	RATING
7	3.1	9	4.0	73t	17/92	62.4
9	5.1	8	4.5	64	19/125	72.3
0	0.0	2	15.4	16	6/45	26.0
<b>16</b>	<b>3.9</b>	<b>19</b>	<b>4.6</b>	<b>73t</b>	<b>42/262</b>	<b>64.7</b>
<b>19</b>	<b>3.6</b>	<b>24</b>	<b>4.5</b>	<b>82t</b>	<b>47/353</b>	<b>66.4</b>



## 2003 DEFENSIVE STATISTICS

FROM COACHES VIDEO

PLAYER	TT	SOLO	AS	SACKS	YDS	INT	PD	FF	FR
Lewis, Ray	225	160	65	1.5	11	6	13	2	2
Hartwell, Ed	140	89	51	3	20.5	1	5	2	0
Baxter, Gary	106	88	18	1	5	3	16	0	0
Gregg, Kelly	104	78	26	3	15	0	0	0	1
Reed, Ed	92	77	15	1	12	7	19	1	0
Douglas, Marques	89	62	27	4.5	32.5	0	3	1	0
Boulware, Peter	79	56	23	8.5	71	0	2	2	1
Weaver, Anthony	63	43	20	5	38	7	2	2	2
Demps, Will	59	41	18	0	0	2	11	1	0
McAlister, Chris	52	43	9	0	0	3	16	0	0
Fuller, Corey	41	37	4	0	0	0	8	0	0
Thomas, Adalius	34	26	8	4	21	0	8	1	0
Williams, Chad	34	27	7	1	7	1	8	1	0
Brown, Cornell	33	19	14	1	5	0	3	0	0
Suggs, Terrell	33	26	7	12	97	1	3	6	4
Keinoatu, Maake	24	14	10	1	7	0	1	0	0
Knight, Tom	18	17	1	0.5	5	0	1	0	1
Johnson, Jarret	18	9	9	0	0	0	1	0	0
Parker, Riddick	12	8	4	0	0	0	0	0	0
Scott, Bart	9	7	2	0	0	0	0	0	1
Walls, Ray	5	5	0	0	0	0	2	0	0
Brightful, Lamont	2	2	0	0	0	0	2	0	0
Franklin, Aubrey	1	1	0	0	0	0	0	0	0

## 2003 SPECIAL TEAMS STATISTICS

FROM COACHES VIDEO

PLAYER	TT	SOLO	AS	FF	FR	BK
Thomas, Adalius	23	17	6	1	0	1
Scott, Bart	19	12	7	0	0	0
Sapp, Gerome	16	9	7	0	0	0
Walls, Ray	12	9	3	0	0	0
Jones, John	11	8	3	0	0	0
Smith, Musa	10	8	2	0	0	0
Demps, Will	9	8	1	0	0	0
Morrow, Harold	9	5	4	0	0	0
Taylor, Chester	8	8	0	0	0	1
Brown, Cornell	8	5	3	0	0	0
Williams, Chad	6	4	2	0	0	2
Brightful, Lamont	5	3	2	0	1	0
Maise, Joe	5	3	2	0	1	0
Mughelli, Ovie	5	5	0	0	0	0
Jones, Terry	3	3	0	1	0	0
Johnson, Ron	2	1	1	0	0	0
Slaughter, TJ	2	1	0	0	0	0
Fuller, Corey	1	1	0	0	0	0
Ricard, Alan	1	1	0	0	0	0
Zastudil, Dave	1	0	0	0	0	0
Ogden, Jonathan	0	0	0	0	1	0
Reed, Ed	0	0	0	0	0	2

### TOP THREE

SOLO	SACKS	FF	FR	PD
160 Ray Lewis	12.0 Terrell Suggs	6 Adalius Thomas	4 Terrell Suggs	19 Ed Reed
89 Ed Hartwell	8.5 Peter Boulware	3 Peter Boulware	2 Ray Lewis	16 Gary Baxter
88 Gary Baxter	5.0 Anthony Weaver	2 3 players tied	2 Anthony Weaver	16 Chris McAlister

### 2003 USUAL STARTING LINEUPS

OFFENSE		DEFENSE	
WR 89	Travis Taylor	DE 98	Anthony Weaver
TE 82	Terry Jones	NT 97	Kelly Gregg
LT 75	Jonathan Ogden	DE 94	Marques Douglas
LG 64	Edwin Mulitalo	LOLB 96	Adalius Thomas*
C 62	Mike Flynn	90	Cornell Brown
RG 66	Bennie Anderson	LILB 56	Ed Hartwell
RT 77	Orlando Brown	RILB 52	Ray Lewis
TE 86	Todd Heap	ROLB 58	Peter Boulware
QB 8	Kyle Boller	LCB 21	Chris McAlister
	2 Anthony Wright	RCB 26	Corey Fuller
RB 31	Jamal Lewis	SS 28	Gary Baxter
FB 39	Alan Ricard	FS 28	Ed Reed
* R			28 Gary Baxter
			47 Will Demps

### 2003 RAVENS COACHES

**Brian Billick**, Head Coach; **Matt Cavanaugh**, Offensive Coordinator; **Mike Nolan**, Defensive Coordinator; **Gary Zauner**, Special Teams Coordinator; **Jim Colletto**, Offensive Line; **Jeff Friday**, Strength and Conditioning; **Wade Harman**, Tight Ends/Offensive Line; **Donnie Henderson**, Secondary; **Mike Pettine**, Coaching Assistant/Quality Control; **Paul Ricci**, Assistant Strength and Conditioning; **Rex Ryan**, Defensive Line; **David Shaw**, Quarterbacks/Wide Receivers; **Matt Simon**, Running Backs; **Mike Singletary**, Linebackers; **Bennie Thompson**, Special Teams Assistant; **Dennis Thurman**, Assistant Defensive Backs; **Phil Zacharias**, Defensive Assistant/Outside Linebackers

### 2003 RAVENS HONOR ROLL

**AP Offensive Player of the Year:** RB Jamal Lewis

**AP Defensive Player of the Year:** LB Ray Lewis

**AP Defensive Rookie of the Year:** LB Terrell Suggs

**Pro Bowl:** LB Peter Boulware (2nd team), TE Todd Heap (2nd team), RB Jamal Lewis (starter), LB Ray Lewis (starter), CB Chris McAlister (starter), T Jonathan Ogden (starter), S Ed Reed (starter), LB Adalius Thomas (ST)

**All-Pro:** LB Peter Boulware (FD-2nd team), TE Todd Heap (AP-2nd team), LB Ray Lewis (AP-1st team, PFW, TSN), LB Ray Lewis (AP-1st team, PFW, SI, TSN),

CB Chris McAlister (AP-1st team, FD-1st team, PFW), T Jonathan Ogden (AP-1st team, PFW, FD-1st team, SI, TSN),

S Ed Reed (AP-2nd team, FD-2nd team, SI, TSN)

**Pro Football Weekly Most Valuable Player:** RB Jamal Lewis

**Pro Football Weekly Defensive Most Valuable Player:** LB Ray Lewis

**Pro Football Weekly Defensive Rookie of the Year:** LB Terrell Suggs

**Pro Football Weekly All-Rookie Team:** LB Terrell Suggs

**Pro Football Weekly All-AFC:** RB Jamal Lewis, T Jonathan Ogden, LB Ray Lewis, S Ed Reed, LB Adalius Thomas (ST)

**Football Digest Defensive Player of the Year:** LB Ray Lewis

**Football Digest Assistant Coach of the Year:** Defensive Coordinator Mike Nolan

**All Community Team Awards:** LB Edgerton Hartwell, RB Jamal Lewis, LB Ray Lewis, CB Chris McAlister,

G Edwin Mulitalo, T Jonathan Ogden, K Matt Stover

**Ravens Nest Lineman of the Year:** DE Anthony Weaver

**Ravens Roost Extra Effort Award:** NT Kelly Gregg

**Ravens Roost Unsung Hero:** LB Edgerton Hartwell

**Ed Block Courage Award:** DE Marques Douglas

### BALTIMORE RAVENS 2003 SEASON REVIEW

Record	10-6	When Scoring First	5-1
vs. AFC North	4-2	When Not Scoring First	5-5
vs. AFC	7-5	Positive or Even Turnover Ratio	10-0
vs. NFC	3-1	Negative Turnover Ratio	0-6
Home	7-1	Winning Penalty Ratio	5-4
Away	3-5	Losing Penalty Ratio	5-2
On Grass	3-4	Overtime	1-1
Artificial Turf	7-2	Preseason	1-3
Outdoors	10-5	With a 100-Yard Rusher	8-4
Indoors	0-1	With a 100-Yard Receiver	2-1
Leading at Halftime	9-0	Without a 100-yard Rusher	2-2
Trailing at Halftime	1-5	Without a 100-yard Receiver	8-5
Tied at Halftime	0-1	When Allowing a 100-Yard Rusher	1-1
Tied After 3 Quarters	0-1	When Not Allowing a 100-Yard Rusher	9-5
Leading After 3 Quarters	8-1	When Allowing a 100-Yard Receiver	1-2
Trailing After 3 Quarters	2-5	When Not Allowing a 100-Yard Receiver	9-4
Winning Coin Toss	4-4	With a 300-Yard Passer	1-1
Losing Coin Toss	6-2	Without a 300-Yard Passer	9-5
Decided by 7 Points or less	3-2	When Allowing a 300-Yard Passer	1-1
Decided by 1 Point or less	2-1	When Not Allowing a 300-Yard Passer	9-5

# 2003 POSTSEASON STATISTICS

## RESULTS AND ATTENDANCE

WON 0, LOST 1  
01/03 L 17-20 Tennessee 69,452

## TEAM STATISTICS

	RAVENS	OPPONENT
<b>TOTAL FIRST DOWNS</b>	<b>12</b>	<b>16</b>
Rushing	1	10
Passing	11	6
Penalty	0	0
3rd Down: Made/Att	3/12	6/15
3rd Down Pct.	25.0	40.0
4th Down: Made/Att	0/0	0/0
4th Down Pct.	0.0	0.0
<b>POSSESSION AVG.</b>	<b>24:52</b>	<b>35:08</b>
<b>TOTAL NET YARDS</b>	<b>255</b>	<b>324</b>
Avg. Per Game	255.0	324.0
Total Plays	55	63
Avg. Per Play	4.6	5.1
<b>NET YARDS RUSHING</b>	<b>54</b>	<b>165</b>
Avg. Per Game	54.0	165.0
Total Rushes	16	40
<b>NET YARDS PASSING</b>	<b>201</b>	<b>159</b>
Avg. Per Game	201.0	159.0
Sacked/Yards Lost	2/13	0/0
Gross Yards	214	159
Att./Completions	37/20	23/14
Completion Pct.	54.1	60.9
Had Intercepted	2	3
<b>PUNTS/AVERAGE</b>	<b>8/48.8</b>	<b>6/44.7</b>
<b>NET PUNTING AVG.</b>	<b>8/40.0</b>	<b>6/44.3</b>
<b>PENALTIES/YARDS</b>	<b>8/70</b>	<b>6/55</b>
<b>FUMBLES/BALL LOST</b>	<b>1/0</b>	<b>0/0</b>
<b>TOUCHDOWNS</b>	<b>2</b>	<b>2</b>
Rushing	0	1
Passing	1	1
Returns	1	0

SCORE BY PERIODS	1	2	3	4	OT	T	S
RAVENS	7	3	0	7	0	17	0
Opponents	7	0	7	6	0	20	0

SCORING	TD	RU	PA	RT	K/PAT	FG	S	PTS
Demps	1	0	0	1			0	6
Heap	1	0	1	0			0	6
Stover	0	0	0	0	2/2	1/1	0	5
RAVENS	2	0	1	1	2/2	1/1	0	17
Opponents	2	1	1	0	2/2	2/2	0	20

2-Pt. Conversions: RAVENS 0-0; Opponents 0-0

SACKS: TEAM 0.0, Opponents 2.0

PASSING	ATT	COMP	YARDS	COMP%	YDS/ATT
RAVENS	37	20	214	54.1	5.78
Opponents	23	14	159	60.9	6.91

RUSHING	NO	YDS	AVG	LG	TD
J. Lewis	14	35	2.5	8	0
Wright	2	19	9.5	11	0
RAVENS	16	54	3.4	11	0
Opponents	40	165	4.1	16	1

RECEIVING	NO	YDS	AVG	LG	TD
T. Taylor	7	82	11.7	30	0
Heap	6	80	13.3	35t	1
C. Taylor	2	19	9.5	16	0
T. Jones	2	16	8.0	9	0
J. Lewis	2	4	2.0	6	0
Robinson	1	13	13.0	13	0
RAVENS	20	214	10.7	35t	1
Opponents	14	159	11.4	49t	1

INTERCEPTIONS	NO	YDS	AVG	LG	TD
Demps	1	56	56.0	56t	1
Reed	1	23	23.0	23	0
McAlister	1	0	0.0	0	0
RAVENS	3	79	26.3	56t	1
Opponents	2	1	0.5	1	0

PUNTING	NO	YDS	AVG	TB	In	LG	Bk
Zastudil	8	390	48.8	0	0	56	0
RAVENS	8	390	48.8	0	0	56	0
Opponents	6	268	44.7	0	4	63	0

PUNT RETURNS	Ret	FC	YDS	AVG	LG	TD
Brightful	2	2	2	1.0	2	0
RAVENS	2	2	2	1.0	2	0
Opponents	6	1	70	11.7	17	0

KICKOFF RETURNS	NO	YDS	AVG	LG	TD
Brightful	2	34	17.0	26	0
C. Taylor	2	45	22.5	26	0
RAVENS	4	79	19.8	26	0
Opponents	4	61	15.3	24	0

FIELD GOALS	1-19	20-29	30-39	40-49	50+
Stover	0/0	0/0	0/0	1/1	0/0
RAVENS	0/0	0/0	0/0	1/1	0/0
Opponents	0/0	0/0	0/0	2/2	0/0

Stover: (43G)  
TEAM: (43G)  
Opponents: (45G,46G)

TD	TD%	INT	INT%	LG	SACK/LOST	RATING
1	2.7	2	5.4	35t	2/13	57.7
1	2.7	2	5.4	35t	2/13	57.7
1	4.3	3	13.0	49t	0/0	56.5

## 2003 DEFENSIVE STATISTICS

FROM COACHES VIDEO

PLAYER	TT	SOLO	AS	SACKS	YDS	INT	PD	FF	FR
Lewis, Ray	18	12	6	0	0	0	0	0	0
Douglas, Marques	10	7	3	0	0	0	0	0	0
Hartwell, Ed	10	7	3	0	0	0	0	0	0
Demps, Will	8	7	1	0	0	1	1	0	0
Gregg, Kelly	6	2	4	0	0	0	0	0	0
Weaver, Anthony	6	5	1	0	0	0	0	0	0
Baxter, Gary	5	5	0	0	0	0	0	0	0
McAlister, Chris	3	3	0	0	0	1	2	0	0
Parker, Riddick	3	3	0	0	0	0	0	0	0
Reed, Ed	3	3	0	0	0	1	2	0	0
Brown, Cornell	2	2	0	0	0	0	0	0	0
Kemoatu, Maake	2	2	0	0	0	0	0	0	0
Suggs, Terrell	2	1	1	0	0	0	0	0	0
Johnson, Jarret	1	0	1	0	0	0	0	0	0
Knight, Tom	1	1	0	0	0	0	0	0	0
Williams, Chad	1	1	0	0	0	0	0	0	0

## 2003 SPECIAL TEAMS STATISTICS

FROM COACHES VIDEO

PLAYER	TT	SOLO	AS	FF	FR	BK
Smith, Musa	4	2	2	0	0	0
Morrow, Harold	3	1	2	0	0	0
Brightful, Lamont	1	1	0	0	0	0
Brown, Cornell	1	1	0	0	0	0
Demps, Will	1	1	0	0	0	0
Jones, Terry	1	1	0	0	0	0
Knight, Tom	1	1	0	0	0	0
Maese, Joe	1	1	0	0	0	0
Mughelli, Ovie	1	1	0	0	0	0
Scott, Bart	1	1	0	0	0	0
Franklin, Aubrayo	1	1	0	0	0	0

# 2004 STATISTICS

## RESULTS AND ATTENDANCE

WON 9, LOST 7				
09/12	L	3-20	at Cleveland	73,068
09/19	W	30-13	Pittsburgh	69,859
09/26	W	23-9	at Cincinnati	65,575
10/04	L	24-27	Kansas City	69,827
10/10	W	17-10	at Washington	90,287
10/17			BYE WEEK	
10/24	W	20-6	Buffalo	69,809
10/31	L	10-15	at Philadelphia	67,715
11/07	W	27-13	Cleveland	69,781
11/14	W	20-17 (OT)	at New York Jets	77,826
11/21	W	30-10	Dallas	69,924
11/28	L	3-24	at New England	68,756
12/05	L	26-27	Cincinnati	69,695
12/12	W	37-14	New York Giants	69,856
12/19	L	10-20	at Indianapolis	57,240
12/26	L	7-20	at Pittsburgh	64,227
1/2/05	W	30-23	Miami	69,843

## TEAM STATISTICS

	RAVENS	OPPONENT
<b>TOTAL FIRST DOWNS</b>	<b>260</b>	<b>273</b>
Rushing	103	88
Passing	135	158
Penalty	22	27
3rd Down: Made/Att	81/231	75/218
3rd Down Pct.	35.1	34.4
4th Down: Made/Att	4/15	2/8
4th Down Pct.	26.7	25.0
<b>POSSESSION AVG.</b>	<b>29:36</b>	<b>30:24</b>
<b>TOTAL NET YARDS</b>	<b>4375</b>	<b>4803</b>
Avg. Per Game	273.4	300.2
Total Plays	991	1009
Avg. Per Play	4.4	4.8
<b>NET YARDS RUSHING</b>	<b>2063</b>	<b>1681</b>
Avg. Per Game	128.9	105.1
Total Rushes	491	469
<b>NET YARDS PASSING</b>	<b>2312</b>	<b>3122</b>
Avg. Per Game	144.5	195.1
Sacked/Yards Lost	35/247	39/264
Gross Yards	2559	3386
Att./Completions	465/258	501/276
Completion Pct.	55.5	55.1
Had Intercepted	11	21
<b>PUNTS/AVERAGE</b>	<b>97/40.6</b>	<b>94/40.1</b>
<b>NET PUNTING AVG.</b>	<b>97/34.6</b>	<b>94/33.1</b>
<b>PENALTIES/YARDS</b>	<b>94/894</b>	<b>101/798</b>
<b>FUMBLES/BALL LOST</b>	<b>26/12</b>	<b>23/13</b>
<b>TOUCHDOWNS</b>	<b>33</b>	<b>27</b>
Rushing	11	9
Passing	13	14
Returns	9	4

## SCORE BY PERIODS

	1	2	3	4	OT	PTS
RAVENS	63	89	75	87	3	317
Opponents	46	59	57	106	0	268

## SCORING

	TD	RU	PA	RT	K/PAT	FG	S	PTS
Stover	0	0	0	0	30/30	29/32	0	117
J. Lewis	7	7	0	0	0	0	0	42
Moore	4	0	4	0	0	0	0	26
Heap	3	0	3	0	0	0	0	18
Sams	3	1	0	2	0	0	0	18
Hymes	2	0	2	0	0	0	0	12
McAlister	2	0	0	2	0	0	0	12
Reed	2	0	0	2	0	0	0	12
C. Taylor	2	2	0	0	0	0	0	12
Boller	1	1	0	0	0	0	0	6
Dinkins	1	0	1	0	0	0	0	6
J. Johnson	1	0	0	1	0	0	0	6
K. Johnson	1	0	1	0	0	0	0	6
Jones	1	0	1	0	0	0	0	6
Sanders	1	0	0	1	0	0	0	6
Wilcox	1	0	1	0	0	0	0	6
Williams	1	0	0	1	0	0	0	6
<b>RAVENS</b>	<b>33</b>	<b>11</b>	<b>13</b>	<b>9</b>	<b>30/30</b>	<b>29/32</b>	<b>0</b>	<b>317</b>
<b>Opponents</b>	<b>27</b>	<b>9</b>	<b>14</b>	<b>4</b>	<b>24/24</b>	<b>26/31</b>	<b>1</b>	<b>268</b>

2-pt. Conversions: Moore, TEAM 1-3, Opponents 1-3

**SACKS:** Suggs 10.5, Thomas 8.0, Douglas 5.5, Weaver 4.0, Demps 2.5, Baxter 2.0, Reed 2.0, Williams 2.0, Gregg 1.5, R. Lewis 1.0, **TEAM 39.0, Opponents 35.0**

PASSING	ATT	COMP	YARDS	COMP%	YDS/ATT	TD	ID%	INT	INT%	LG	SACK/LOST	RATING
Boller	464	258	2559	55.6	5.52	13	2.8	11	2.4	57t	35/247	70.9
Hymes	1	0	0	0.0	0.00	0	0.0	0	0.0	0	0/0	39.6
<b>RAVENS</b>	<b>465</b>	<b>258</b>	<b>2559</b>	<b>55.5</b>	<b>5.50</b>	<b>13</b>	<b>2.8</b>	<b>11</b>	<b>2.4</b>	<b>57t</b>	<b>35/247</b>	<b>70.7</b>
<b>Opponents</b>	<b>501</b>	<b>276</b>	<b>3386</b>	<b>55.1</b>	<b>6.76</b>	<b>14</b>	<b>2.8</b>	<b>21</b>	<b>4.2</b>	<b>76t</b>	<b>39/264</b>	<b>68.0</b>

## RUSHING

	NO	YDS	AVG	LG	TD
J. Lewis	235	1006	4.3	75t	7
C. Taylor	160	714	4.5	47	2
Boller	53	189	3.6	19	1
White	27	82	3.0	16	0
White	14	62	4.4	16	0
M. Smith	12	48	4.0	13	0
Ricard	10	36	3.6	14	0
Sams	4	19	4.8	8	1
K. Johnson	1	0	0.0	0	0
Stewart	1	-1	-1.0	-1	0
Sanders	1	-10	-10.0	-10	0
<b>RAVENS</b>	<b>491</b>	<b>2063</b>	<b>4.2</b>	<b>75t</b>	<b>11</b>
<b>Opponents</b>	<b>469</b>	<b>1681</b>	<b>3.6</b>	<b>35t</b>	<b>9</b>

## RECEIVING

	NO	YDS	AVG	LG	TD
K. Johnson	35	373	10.7	35	1
T. Taylor	34	421	12.4	47	0
C. Taylor	30	184	6.1	23	0
Heap	27	303	11.2	37	3
Hymes	26	323	12.4	57t	2
Wilcox	25	219	8.8	20	1
Moore	24	293	12.2	52	4
Jones	20	152	7.6	19	1
Ricard	11	39	3.5	8	0
J. Lewis	10	116	11.6	46	0
Dinkins	9	94	10.4	18	1
White	6	21	3.5	12	0
White	2	4	2.0	6	0
M. Smith	2	31	15.5	25	0
Darling	2	5	2.5	4	0
Sams	1	2	2.0	2	0
<b>RAVENS</b>	<b>258</b>	<b>2559</b>	<b>9.9</b>	<b>57t</b>	<b>13</b>
<b>Opponents</b>	<b>276</b>	<b>3386</b>	<b>12.3</b>	<b>76t</b>	<b>14</b>

## INTERCEPTIONS

	NO	YDS	AVG	LG	TD
Reed	9	358	39.8	106t	1
Williams	3	156	52.0	94	1
Sanders	3	87	29.0	48t	1
McAlister	1	51	51.0	51t	1
Baxter	1	33	33.0	33	0
Thomas	1	8	8.0	8	0
J. Johnson	1	6	6.0	6t	1
Weaver	1	1	1.0	1	0
Demps	1	0	0.0	0	0
<b>RAVENS</b>	<b>21</b>	<b>700</b>	<b>33.3</b>	<b>106t</b>	<b>5</b>
<b>Opponents</b>	<b>11</b>	<b>172</b>	<b>15.6</b>	<b>71</b>	<b>0</b>

## PUNTING

	NO	YDS	AVG	Net	TB	In	LG	Bk
Zastudil	73	2948	40.4	34.6	12	26	61	0
Murphy	18	777	43.2	36.6	2	6	54	0
Stewart	5	177	35.4	31.2	0	2	42	0
Stover	1	33	33.0	13.0	1	0	33	0
<b>RAVENS</b>	<b>97</b>	<b>3935</b>	<b>40.6</b>	<b>34.6</b>	<b>15</b>	<b>34</b>	<b>61</b>	<b>0</b>
<b>Opponents</b>	<b>94</b>	<b>3767</b>	<b>40.1</b>	<b>33.1</b>	<b>2</b>	<b>24</b>	<b>59</b>	<b>0</b>

## PUNT RETURNS

	Ret	FC	YDS	AVG	LG	TD
Sams	55	12	575	10.5	78t	2
Sanders	5	0	41	8.2	23	0
<b>RAVENS</b>	<b>60</b>	<b>12</b>	<b>616</b>	<b>10.3</b>	<b>78t</b>	<b>2</b>
<b>Opponents</b>	<b>36</b>	<b>21</b>	<b>281</b>	<b>7.8</b>	<b>18</b>	<b>0</b>

## KICKOFF RETURNS

	NO	YDS	AVG	LG	TD
Sams	59	1251	21.2	64	0
White	4	99	24.8	44	0
Dinkins	1	7	7.0	7	0
J. Johnson	1	6	6.0	6	0
<b>RAVENS</b>	<b>61</b>	<b>1264</b>	<b>20.7</b>	<b>64</b>	<b>0</b>
<b>Opponents</b>	<b>65</b>	<b>1509</b>	<b>23.2</b>	<b>95t</b>	<b>2</b>

## FIELD GOALS

	1-19	20-29	30-39	40-49	50+
Stover	2/2	9/9	7/8	35/247	0/3
<b>RAVENS</b>	<b>2/2</b>	<b>9/9</b>	<b>7/8</b>	<b>8/10</b>	<b>1/3</b>
<b>Opponents</b>	<b>1/1</b>	<b>13/13</b>	<b>3/4</b>	<b>8/10</b>	<b>2/3</b>

**Stover:** (42G)(35G,27G,34G)(21G)(50G)(33G)(24G,50N,19G)(44G)(44G,39G,43G,36G)(24G,42G)(50G)(22G)(20G,22G,38G,45G)(46G,44G,27G)(42G,31B)(44N)(25G,19G,33G)

**Opponents:** (37G,25G)(48N)(29G,47G,26G)(42G,38G)(26G)(24G,21G)(20G,41G,43G)(50G,29G)(20G)(19G,41N)(28G,40G,48G)(53N,41G,24G)(24G,33G,33N)(23G,40G)(53N)

## 2004 DEFENSIVE STATISTICS

FROM COACHES VIDEO

PLAYER	TT	SOLO	AS	SACKS	YDS	INT	YDS PD	FF	FR	FK
Lewis, Ray	200	122	78	1	9	0	0	3	1	2
Hartwell, Ed	141	83	58	0	0	0	0	0	1	0
Douglas, Marques	92	47	45	5.5	37.5	0	0	2	1	0
Gregg, Kelly	89	54	35	1.5	5.5	0	0	2	1	1
Reed, Ed	89	80	9	2	28	9	358	17	3	2
Baxter, Gary	86	78	8	2	8	1	33	14	2	0
Demps, Will	86	72	14	2.5	23.5	1	0	8	2	2
Thomas, Adalius	80	48	32	8	28	1	8	5	4	0
Suggs, Terrell	72	48	24	10.5	83.5	0	0	1	1	2
Weaver, Anthony	61	35	26	4	23	1	1	5	0	1
Kemoatu, Maake	48	27	21	0	0	0	0	0	0	0
McAlister, Chris*	44	38	6	0	0	1	51	8	0	2
Williams, Chad	32	31	1	2	18	3	158	6	0	0
Johnson, Jarret	30	17	13	0	0	1	6	1	0	1
Fuller, Corey	14	13	1	0	0	0	0	0	0	0
Walls, Ray	12	10	2	0	0	0	0	2	0	0
Brown, Cornell	10	6	4	0	0	0	0	0	0	0
Sanders, Deion	9	8	1	0	0	3	87	7	0	0
Franklin, Aubrayo	7	3	4	0	0	0	0	1	0	0
Slaughter, T.J.	7	4	3	0	0	0	0	0	0	0
Scott, Bart	5	3	2	0	0	0	0	0	0	0
Edwards, Dwan	4	1	3	0	0	0	0	0	0	0
Green, Roderick	1	1	0	0	0	0	0	0	0	0
<b>Totals</b>	<b>1219</b>	<b>829</b>	<b>390</b>	<b>39.0</b>	<b>264.0</b>	<b>21</b>	<b>700</b>	<b>82</b>	<b>16</b>	<b>13</b>

\* McAlister recovered an Ed Reed fumble vs. Cin. (12/5) after Reed intercepted a pass

## 2004 SPECIAL TEAMS STATISTICS

FROM COACHES VIDEO

PLAYER	TT	SOLO	AS	FF	FR	BK
Morrow, Harold	21	15	6	0	0	0
Scott, Bart	17	10	7	0	1	0
Thomas, Adalius	16	15	1	0	0	0
Williams, Chad	14	10	4	0	0	0
Brown, Cornell	8	6	2	0	0	0
Slaughter, T.J.	8	7	1	1	0	0
Smith, Musa	8	8	0	0	0	0
Wilcox, Daniel	8	8	0	0	0	0
Fuller, Corey	7	5	2	0	0	0
Taylor, Chester	7	6	1	0	0	0
Walls, Ray	7	5	2	0	1	0
Green, Rod	5	4	1	0	0	0
Demps, Will	4	4	0	0	0	0
Dinkins, Darnell	3	2	1	0	0	0
White, Jamel	3	3	0	0	0	0
Maese, Jose	2	2	0	0	0	0
Mughelli, Ovie	2	2	0	0	0	0
Sams, B.J.	2	2	0	0	0	0
Hartwell, Ed	1	0	1	0	1	0
Richey, Wade	1	1	0	0	0	0
<b>Totals</b>	<b>144</b>	<b>115</b>	<b>29</b>	<b>1</b>	<b>3</b>	<b>0</b>

### TOP THREE

SOLO	SACKS	FF	FR	PD
122 Ray Lewis	10.5 Terrell Suggs	4 Adalius Thomas	2 5 tied	17 Ed Reed
83 Ed Hartwell	8.0 Adalius Thomas	3 Ed Reed	1 3 tied	14 Gary Baxter
80 Ed Reed	5.5 Marques Douglas	2 2 tied		8 2 tied

### 2004 USUAL STARTING LINEUPS

#### OFFENSE

WR 89 Travis Taylor  
 LT 75 Jonathan Ogden  
 LG 64 Edwin Mulitalo  
 C 62 Casey Rabach  
 RG 66 Bennie Anderson  
 RT 78 Orlando Brown  
 TE 86 Todd Heap/82 Terry Jones  
 WR 80 Randy Hymes  
 QB 7 Kyle Boller  
 RB 31 Jamal Lewis  
 FB 39 Alan Ricard

#### DEFENSE

DE 98 Anthony Weaver  
 NT 97 Kelly Gregg  
 DE 94 Marques Douglas  
 LOLB 55 Terrell Suggs  
 LILB 56 Edgerton Hartwell  
 RILB 52 Ray Lewis  
 ROLB 96 Adalius Thomas  
 LCB 21 Chris McAlister  
 RCB 28 Gary Baxter  
 SS 20 Ed Reed  
 FS 47 Will Demps

### 2004 RAVENS COACHES

**Brian Billick**, Head Coach; **Matt Cavanaugh**, Offensive Coordinator; **Mike Nolan**, Defensive Coordinator; **Gary Zauner**, Special Teams Coordinator; **Jim Fassel**, Senior Consultant/Offense; **Jim Colletto**, Offensive Line; **Jedd Fisch**, Offensive Assistant; **Jeff FitzGerald**, Outside Linebackers; **Jeff Friday**, Strength and Conditioning; **Wade Harman**, Tight Ends/Asst. Offensive Line; **Johannie Lynn**, Secondary; **Mike Pettine**, Defensive Assistant; **Paul Ricci**, Asst. Strength and Conditioning; **Rex Ryan**, Defensive Line; **David Shaw**, Wide Receivers; **Mike Singletary**, Inside Linebackers; **Matt Simon**, Running Backs; **Bennie Thompson**, Special Teams Assistant; **Dennis Thurman**, Secondary; **Phil Zacharias**, Defensive Assistant

### 2004 RAVENS HONOR ROLL

**Pro Bowl:** LB Ray Lewis (starter), CB Chris McAlister (starter), T Jonathan Ogden (starter), S Ed Reed (starter), LB Terrell Suggs

**AP Defensive Player of the Year:** S Ed Reed

**All-Pro:** LB Ray Lewis (AP-1st team, *FD*-1st team, *PFW*, *SI*, *TSN*), CB Chris McAlister (AP-2nd team, *FD*-1st team, *PFW*), T Jonathan Ogden (AP-2nd team, *PFW*, *FD*-1st team, *SI*, *TSN*), S Ed Reed (AP-1st team, *FD*-2nd team, *SI*, *TSN*)

**Pro Football Weekly Defensive Most Valuable Player:** S Ed Reed

**Pro Football Weekly All-AFC:** RB Jamal Lewis, T Jonathan Ogden, LB Ray Lewis, S Ed Reed, LB Adalius Thomas (ST)

**Football Digest Defensive Player of the Year:** S Ed Reed

**Football Digest Assistant Coach of the Year:** Defensive Coordinator Mike Nolan

**NFL Players of the Month/Week:** RS B.J. Sams (Oct.) – Special Teams, S Ed Reed (Nov.) – Defense, CB Deion Sanders (Week 7) – Defense, S Ed Reed (Week 9) – Defense, QB Kordell Stewart (Week 10) – Special Teams, QB Kyle Boller (Week 14) – Offense

**Ravens Nest Lineman of the Year:** DT Ma'ake Kemoatu

**Ravens Roost Extra Effort Award:** QB Kyle Boller

**Ravens Roost Unsung Hero:** C/G Casey Rabach

**Ed Block Courage Award:** T Orlando Brown

### BALTIMORE RAVENS 2004 SEASON REVIEW

Record vs. AFC 9-7  
 Home 6-6  
 On Grass 1-4  
 Outdoors 9-6  
 Leading at Halftime 6-1  
 Tied at Halftime 0-3  
 Tied After 3 Quarters 0-0  
 Winning Coin Toss 4-4  
 Decided by 7 Points or Less 3-3  
 When Scoring First 3-2  
 Positive or Even Turnover Ratio 8-3  
 Winning or even Penalty Ratio 5-6  
 With a 100-Yard Rusher 4-2  
 Without a 100-Yard Rusher 5-5  
 When Allowing a 100-Yard Rusher 1-3  
 When Allowing a 100-Yard Receiver 4-2  
 With a 300-Yard Passer 0-0  
 Allowing a 300-Yard (net) Passer 0-1  
 Overtime 1-0

vs. NFC 3-3  
 Away 3-1  
 On Artificial Turf 3-5  
 Indoors 8-3  
 Trailing at Halftime 0-1  
 Leading After 3 Quarters 3-3  
 Trailing After 3 Quarters 7-1  
 Losing Coin Toss 2-6  
 Decided By 3 Points or Less 5-3  
 When Not Scoring First 1-2  
 Negative Turnover Ratio 6-5  
 Losing Penalty Ratio 4-1  
 With a 100-Yard Receiver 1-4  
 Without a 100-Yard Receiver 0-0  
 When Not Allowing a 100-Yard Rusher 9-7  
 When Not Allowing a 100-Yard Receiver 8-4  
 Without a 300-Yard Passer 6-5  
 Not Allowing a 300-Yard (net) Passer 9-7  
 Preesonson 3-6

# 2005 STATISTICS

## RESULTS AND ATTENDANCE

### WON 6, LOST 10

09/11	L	7-24	INDIANAPOLIS	70,501
09/18	L	10-25	at Tennessee	69,149
09/25	<b>BYE WEEK</b>			
10/02	W	13-3	NY JETS	70,479
10/09	L	17-35	at Detroit	61,201
10/16	W	16-3	CLEVELAND	70,196
10/23	L	6-10	at Chicago	62,102
10/31	L	19-20	at Pittsburgh	64,178
11/06	L	9-21	CINCINNATI	70,540
11/13	L	3-30	at Jacksonville	66,107
11/20	W	16-13 OT	PITTSBURGH	70,601
11/27	L	29-42	at Cincinnati	65,680
12/04	W	16-15	HOUSTON	69,909
12/11	L	10-12	at Denver	75,651
12/19	W	48-3	GREEN BAY	70,604
12/25	W	30-23	MINNESOTA	70,246
1/1/06	L	16-20	at Cleveland	69,871

## TEAM STATISTICS

### TOTAL FIRST DOWNS

Rushing	286	277
Passing	97	79
Penalty	163	161
3rd Down: Made/Att	26	37
3rd Down Pct.	95/243	79/219
4th Down: Made/Att	39.1	36.1
4th Down Pct.	11/19	4/12
POSSSESSION AVG.	57.9	33.3
TOTAL NET YARDS	30-22	29-38
Avg. Per Game	4693	4555
Total Plays	293.3	284.7
Avg. Per Play	1056	998
NET YARDS RUSHING	4.4	4.6
Avg. Per Game	1605	1591
Total Rushes	100.3	99.4
NET YARDS PASSING	452	431
Avg. Per Game	3088	2964
Sacked/Yards Lost	193.0	185.3
Gross Yards	42/293	41/264
Att./Completions	3381	3228
Completion Pct.	562/335	526/296
Had Intercepted	59.6	56.3
PUNTS/AVERAGE	21	11
NET PUNTING AVG.	86/42.8	89/40.5
PENALTIES/YARDS	86/35.6	89/33.0
FUMBLES/BALL LOST	139/1067	110/844
TOUCHDOWNS	28/15	27/14
Rushing	25	30
Passing	5	8
Returns	17	18

## SCORE BY PERIODS

	1	2	3	4	OT	PTS
RAVENS	50	77	44	91	3	265
Opponents	54	75	90	80	0	299

## SCORING

	TD	RU	PA	RT	K/PAT	FG	S	PTS
Stover	0	0	0	0	23/23	30/34	0	113
Heap	7	0	7	0	0	0	0	42
J. Lewis	4	3	1	0	0	0	24	0
Clayton	3	1	2	0	0	0	18	0
Mason	3	0	3	0	0	0	18	0
Thomas	3	0	0	3	0	0	18	0
Hymes	2	0	2	0	0	0	12	0
Boller	1	1	0	0	0	0	6	0
Taylor	1	0	1	0	0	0	6	0
Wilcox	1	0	1	0	0	0	6	0
J. Green	0	0	0	0	0	0	2	0
Elling	0	0	0	0	0/0	0/1	0	0
RAVENS	25	5	17	3	23/23	30/35	0	265
Opponents	30	8	18	4	28/29	29/31	1	299

## 2-Pl. Conversions: J. Green, RAVENS 1-2; Opponents 1-1

**SACKS:** Thomas 9.0, Suggs 8.0, Polley 4.0, Scott 4.0, Boulware 2.5, Gregg 2.5, R. Green 2.0, Weaver 2.0, (group) 2.0, J. Johnson 1.5, Williams 1.5, Franklin 1.0, Kemoatu 1.0, R. Lewis 1.0  
**RAVENS 42.0; Opponents 42.0**

## PASSING

	ATT	COMP	YARDS	COMP%	YDS/ATT	TD	TD%	INT	INT%	LG	SACK/LOST	RATING
Boller	293	171	1799	58.4	6.14	11	3.8	12	4.1	47t	23/148	71.8
Wright	266	164	1582	61.7	5.95	6	2.3	9	3.4	48	19/147	71.7
Hymes	2	0	0	0.0	0.00	0	0.0	0	0.0	0	0/0	39.6
Clayton	1	0	0	0.0	0.00	0	0.0	0	0.0	0	0/0	39.6
RAVENS	562	335	3381	59.6	6.02	17	3.0	21	3.7	48	42/293	71.3
Opponents	526	296	3228	56.3	6.14	18	3.4	11	2.3	56	41/264	76.4

## RUSHING

	NO	YDS	AVG	LG	TD
J. Lewis	269	906	3.4	25	3
Taylor	117	487	4.2	52	0
Wright	18	68	3.8	22	0
Boller	23	66	2.9	9	1
Clayton	8	33	4.1	11t	1
Stewart	4	24	6.0	13t	0
White LG	6	17	2.8	5	0
White TM	6	17	2.8	5	0
J. Green	5	4	0.8	4	0
Sanders	1	0	0.0	0	0
Zastudil	1	0	0.0	0	0

**RAVENS 452 1605 3.6 52 5**

**Opponents 431 1591 3.7 77t 8**

## RECEIVING

	NO	YDS	AVG	LG	TD
Mason	86	1073	12.5	39t	3
Heap	75	855	11.4	48	7
Clayton	44	471	10.7	47t	2
Taylor	41	292	7.1	20	2
J. Lewis	32	191	6.0	15t	1
Wilcox	20	154	7.7	17t	1
Hymes	11	132	12.0	21	2
J. Green	7	32	4.6	8	0
Dinkins	6	55	9.2	15	0
Moore	3	59	19.7	24	0
Mughelli	3	13	4.3	6	0
Mu. Smith	3	5	1.7	4	0
P. Johnson	2	31	15.5	19	0
Ricard	2	18	9.0	11	0

**RAVENS 335 3381 10.1 48 17**

**Opponents 296 3228 10.9 56 18**

## INTERCEPTIONS

	NO	YDS	AVG	LG	TD
Sanders	2	57	28.5	33	0
Thomas	2	48	24.0	28	1
Suggs	2	38	19.0	38	0
Reed	1	23	23.0	23	0
Williams	1	14	14.0	14	0
Rolle	1	11	11.0	11	0
Polley	1	2	2.0	2	0
R. Lewis	1	0	0.0	0	0
McAlister	1	0	0.0	0	0
RAVENS	12	193	16.1	48	1
Opponents	21	256	12.2	37	3

## PUNTING

	NO	YDS	AVG	Net	TB	In	LG	Bk
Zastudil	84	3653	43.5	35.7	7	11	60	1
Elling	1	32	32.0	32.0	0	1	32	0
RAVENS	86	3685	42.8	35.6	7	12	60	1
Opponents	89	3605	40.5	33.0	12	30	61	0

## PUNT RETURNS

	Ret	FC	YDS	AVG	LG	TD
Sams	33	10	401	12.2	51	0
Clayton	6	2	30	5.0	10	0
Sanders	0	1	0	---	---	0
RAVENS	39	13	431	11.1	51	0
Opponents	55	12	481	8.7	62t	1

## KICKOFF RETURNS

	NO	YDS	AVG	LG	TD
Sams	44	998	22.7	87	0
Taylor	12	253	21.1	45	0
White LG	2	18	9.0	9	0
White TM	2	18	9.0	9	0
Dinkins	1	10	10.0	10	0
J. Green	1	10	10.0	10	0
RAVENS	60	1289	21.5	87	0
Opponents	62	1352	21.8	59	0

## FIELD GOALS

	1-19	20-29	30-39	40-49	50+
Stover	1/1	8/8	10/11	11/14	0/0
Elling	0/0	0/0	0/0	0/0	0/1
RAVENS	1/1	8/8	10/11	11/14	0/1
Opponents	0/0	12/12	9/9	8/10	0/0

**Stover:** (38N,47N,45N)(30)(42,25)(46)(39,27,38)(40,29)(22,43 N,40,49,47)(34,32,31)(41)(47,25,44)(38)(29)(23,40)(37,38,19) (21,43,31) **Elling:** (0)(0)(0)(0)(0)(0)(54N)(0)(0)(0) **Opponents:** (20)(39,29,47)(21)(0)(24)(23,47N)(42,37)(48N) (48,33,26)(44,37)(26,31)(39,26,22,29,39)(47,48)(27)(36,40,46) (21,39)

PLAYERS • 2007 REVIEW • HISTORY • RECORDS • GAME DAY



## 2005 DEFENSIVE STATISTICS

FROM COACHES VIDEO

PLAYER	TT	SOLO	AS	YDS			RET.			
				SACKS	LOST	INT	YDS	PD	FF	FR
Polley, Tommy	134	95	39	4	29	0	0	2	2	1
Scott, Bart	119	77	42	4	24.5	0	0	5	1	1
Thomas, Adalilus	104	70	34	9	75	2	48	9	3	4
Gregg, Kelly	102	61	41	2.5	15	0	0	4	0	0
Suggs, Terrell	86	65	21	8	65.5	2	38	3	6	1
Lewis, Ray	77	47	30	1	1	1	0	3	0	1
Demps, Will	70	56	14	0	0	0	0	3	0	2
Kemoatu, Maahe	70	44	26	1	2	0	0	0	0	1
Johnson, Jarret	61	37	24	1.5	4	0	0	2	0	1
McAlister, Chris	53	47	6	0	0	1	0	20	1	0
Williams, Chad	47	34	13	1.5	12	1	14	3	2	0
Weaver, Anthony	46	35	11	2	11	0	0	2	0	1
Rolle, Samari	45	40	5	0	0	1	11	14	1	0
Reed, Ed	40	36	4	0	0	1	23	12	0	0
Sanders, Deion	40	30	10	0	0	2	57	7	0	0
Edwards, Dwan	38	23	15	0	0	0	0	0	0	0
Franklin, Aubrayo	34	18	16	1	1	0	0	1	0	0
Carter, Dale	18	17	1	0	0	0	0	1	0	0
Boulware, Peter	15	6	9	2.5	18	0	0	1	0	0
Green, Roderick	4	4	0	0	2	4	0	0	0	0
Ward, B.J.	4	4	0	0	0	0	0	0	0	1
<b>Totals</b>	<b>1207</b>	<b>846</b>	<b>361</b>	<b>42</b>	<b>262</b>	<b>11</b>	<b>191</b>	<b>92</b>	<b>16</b>	<b>14</b>

## 2005 SPECIAL TEAMS STATISTICS

FROM COACHES VIDEO

PLAYER	TT	SOLO	AS	FF	FR	BK
Green, Roderick	17	12	5	0	1	0
Ward, B.J.	17	11	6	1	0	0
Mughelli, Ovie	16	15	1	0	0	0
Scott, Bart	15	12	3	2	0	0
Taylor, Chester	13	10	3	0	0	0
Williams, Chad	12	10	2	0	0	0
Carter, Dale	10	10	0	1	0	0
Dinkins, Darnell	10	9	1	0	0	0
Katula, Matt	10	7	3	0	0	0
Demps, Will	7	3	4	0	0	0
Green, Justin	4	3	1	0	0	0
Thomas, Adalilus	4	4	0	0	0	0
Polley, Tommy	3	1	2	0	0	0
Clayton, Mark	2	2	0	0	0	0
Haley, Dennis	2	2	0	0	0	0
Oglesby, Evan	2	1	1	0	0	0
Smith, Mike	2	1	1	0	0	0
Smith, Musa	2	2	0	0	0	0
Elling, Aaron	1	1	0	0	0	0
Nelson, Jim	1	1	0	0	0	0
Stover, Matt	1	1	0	0	0	0
Woodfin, Zac	1	1	0	0	0	0
Zastudil, Dave	1	1	0	0	0	0
<b>Totals</b>	<b>171</b>	<b>132</b>	<b>39</b>	<b>4</b>	<b>2</b>	<b>0</b>

### TOP THREE

SOLO	SACKS	FF	FR	PD
95 Tommy Polley	9 Adalilus Thomas	6 Terrell Suggs	4 Adalilus Thomas	20 Chris McAlister
77 Bart Scott	8 Terrell Suggs	3 Adalilus Thomas	2 Will Demps	14 Samari Rolle
70 Adalilus Thomas	4 2 Tied	2 2 Tied	1 8 Tied	12 Ed Reed

### 2005 USUAL STARTING LINEUPS

OFFENSE		DEFENSE	
WR 89	Mark Clayton	LDE 98	Anthony Weaver
LT 75	Jonathan Ogden	DT 97	Kelly Gregg
LG 64	Edwin Mulitalo	NT 92	Maahe Kemoatu
C 62	Mike Flynn	RDE 55	Terrell Suggs
RG 68	Keydrick Vincent	LLB 96	Adalilus Thomas
RT 77	Orlando Brown	MLB 50	Tommy Polley
TE 86	Todd Heap	RLB 57	Bart Scott
WR 85	Derrick Mason	LCB 21	Chris McAlister
QB 7	Kyle Boller	RCB 22	Samari Rolle
RB 31	Jamal Lewis	SS 20	Ed Reed
FB 34	Ovie Mughelli	FS 47	Will Demps

### 2005 RAVENS COACHES

**Brian Billick**, Head Coach; **Jim Fassel**, Offensive Coordinator; **Rex Ryan**, Defensive Coordinator; **Gary Zauner**, Special Teams Coordinator; **Clarence Brooks**, Defensive Line; **John Fassel**, Offensive Assistant; **Jedd Fisch**, Asst. Quarterbacks/Wide Receivers; **Jeff FitzGerald**, Linebackers; **Chris Foerster**, Asst. Head Coach/Offensive Line; **Jeff Friday**, Strength and Conditioning; **Wade Harman**, Tight Ends/Asst. Offensive Line; **Johnnie Lynn**, Secondary; **Rick Neuheisel**, Quarterbacks; **Mike Pettine**, Outside Linebackers; **Paul Ricci**, Asst. Strength and Conditioning; **David Shaw**, Wide Receivers; **Matt Simon**, Running Backs; **Bennie Thompson**, Asst. Special Teams; **Dennis Thurman**, Secondary

### 2005 RAVENS HONOR ROLL

**Pro Bowl:** LT Jonathan Ogden (starter); TE Todd Heap and S Ed Reed (alternates)  
**FedEx Air Player of the Week:** QB Kyle Boller (Week 16)  
**Pro Football Weekly/PFWA All-Rookie Team:** WR Mark Clayton  
*The Sporting News All-Pro:* PR B.J. Sams  
**USA Today All-Joe Team:** DT Kelly Gregg  
**NFL Players of the Week:** K Matt Stover (Week 11) – Special Teams; LB Terrell Suggs (Week 13) – Defense  
**Ravens Nest Player of the Year:** LB Bart Scott  
**Ravens Roost Extra Effort Award:** DE Jarret Johnson  
**Ravens Roost Unsung Hero:** LB Adalilus Thomas  
**Ed Block Courage Award:** CB Dale Carter

### BALTIMORE RAVENS 2005 SEASON REVIEW

Record	6-10	vs. AFC North	2-4
vs. AFC	4-8	vs. NFC	2-2
Home	6-2	Away	0-8
On Grass	0-6	On Artificial Turf	6-4
Outdoors	6-9	Indoors	0-1
Leading at Halftime	5-1	Trailing at Halftime	1-8
Tied at Halftime	0-1	Leading After 3 Quarters	5-0
Tied After 3 Quarters	0-0	Trailing After 3 Quarters	1-10
Winning Coin Toss	3-5	Losing Coin Toss	3-5
Decided by 7 Points or Less	3-4	Decided By 3 Points or Less	2-2
When Scoring First	4-4	When Not Scoring First	1-6
Positive or Even Turnover Ratio	4-4	Negative Turnover Ratio	2-6
Winning or Even Penalty Ratio	3-2	Losing Penalty Ratio	3-8
With a 100-Yard Rusher	1-1	With a 100-Yard Receiver	2-1
Without a 100-Yard Rusher	5-9	Without a 100-Yard Receiver	4-9
When Allowing a 100-Yard Rusher	0-4	When Not Allowing a 100-Yard Rusher	5-7
When Allowing a 100-Yard Receiver	0-3	When Not Allowing a 100-Yard Receiver	6-7
With a 300-Yard Passer	0-0	Without a 300-Yard Passer	6-10
Allowing a 300-Yard (net) Passer	0-1	Not Allowing a 300-Yard (net) Passer	6-9
Overtime	1-0	Preseason	2-2

# 2006 STATISTICS

## RESULTS AND ATTENDANCE

### WON 13, LOST 3 AFC NORTH CHAMPIONS

9/10	W	27-0	at Tampa Bay	65,087
9/17	W	28-6	Oakland	70,744
9/24	W	15-14	at Cleveland	72,474
10/01	W	16-13	San Diego	70,743
10/09	L	3-13	at Denver	76,355
10/15	L	21-23	Carolina	70,762
10/22			BYE WEEK	
10/29	W	35-22	at New Orleans	69,152
11/05	W	26-20	Cincinnati	70,792
11/12	W	27-26	at Tennessee	69,143
11/19	W	24-10	Atlanta	70,790
11/26	W	27-0	Pittsburgh	70,946
11/30	L	7-13	at Cincinnati	65,973
12/10	W	20-10	at Kansas City	77,232
12/17	W	27-17	Cleveland	70,857
12/24	W	31-7	at Pittsburgh	63,224
12/31	W	19-7	Buffalo	70,913

## TEAM STATISTICS

### TOTAL FIRST DOWNS

Rushing	86	59
Passing	179	151
Penalty	17	26
3rd Down: Made/Att	96/233	60/208
3rd Down Pct.	41.2	28.8
4th Down: Made/Att	8/11	9/23
4th Down Pct.	72.7	39.1

### POSSESSION AVG.

RAVENS	32:49	27:12
OPPONENTS	50:72	42:25

### TOTAL NET YARDS

Avg. Per Game	317.0	264.1
Total Plays	1017	936
Avg. Per Play	5.0	4.5

### NET YARDS RUSHING

Avg. Per Game	102.3	75.9
Total Rushes	476	367

### NET YARDS PASSING

Avg. Per Game	214.7	188.2
Sacked/Yards Lost	17/100	60/418
Gross Yards	3535	3429
Att./Completions	524/328	509/279
Completion Pct.	62.6	54.8
Had Intercepted	14	28

### PUNTS/AVERAGE

RAVENS	86/43.0	86/44.9
OPPONENTS	86/37.6	86/38.3

### PENALTIES/YARDS

RAVENS	109/878	79/580
OPPONENTS	21/9	24/12

### FUMBLES/BALL LOST

RAVENS	38	21
OPPONENTS	11	5

### TOUCHDOWNS

Rushing	11	5
Passing	21	16
Returns	6	0

### SCORE BY PERIODS

RAVENS	84	91	73	105	0	353
OPPONENTS	32	84	30	55	0	201

### SCORING

TD	RU	PA	RT	K/PAT	FG	S	PTS
----	----	----	----	-------	----	---	-----

Stover	0	0	0	0	37/37	28/30	0	121
J. Lewis	9	0	0	0	0	0	0	54
Heap	6	0	6	0	0	0	0	36
Clayton	5	0	5	0	0	0	0	30
Wilcox	3	0	3	0	0	0	0	18
Mason	2	0	2	0	0	0	0	12
McAlister	2	0	0	2	0	0	0	12
Mughelli	2	0	2	0	0	0	0	12
Williams	2	0	2	0	0	0	0	12
Reed	1	0	0	1	1	8	0	8
Thomas	1	0	0	1	1	8	0	8
Anderson	1	1	0	0	0	0	0	6
Landry	1	0	0	1	0	0	0	6
McNair	1	1	0	0	0	0	0	6
Moore	1	0	1	0	0	0	0	6
Prude	1	0	0	1	0	0	0	6

### RAVENS

38	11	21	6	37/37	28/30	2	353
----	----	----	---	-------	-------	---	-----

### OPPONENTS

21	5	16	0	20/20	17/23	1	201
----	---	----	---	-------	-------	---	-----

### 2-Pt. Conversions: RAVENS 0-1; Opponents 1-1

### SACKS: Pryce 13, Thomas 11, Scott 9.5, Suggs 9.5, R. Lewis 5, Gregg 3.5, Landry 3, Ivy 2, J. Johnson 1.5, Ngata 1, Rolle 1

### RAVENS 60; Opponents 17

### PASSING

ATT	COMP	YARDS	COMP%	YDS/ATT	TD	TD%	INT	INT%	LG	SACK/LOST	RATING
-----	------	-------	-------	---------	----	-----	-----	------	----	-----------	--------

McNair	468	295	3050	63.0	6.52	16	3.4	12	2.6	871	14/84	82.5
Boller	55	33	485	60.0	8.82	5	9.1	2	3.6	771	3/16	104.0
Clayton	1	0	0	0.0	0.00	0	0.0	0	0.0	0	0/0	39.6

### RAVENS

524	328	3535	62.6	6.75	21	4.0	14	2.7	871	17/100	84.6
-----	-----	------	------	------	----	-----	----	-----	-----	--------	------

### OPPONENTS

509	279	3429	54.8	6.74	16	3.1	28	5.5	721	60/418	63.4
-----	-----	------	------	------	----	-----	----	-----	-----	--------	------

## RUSHING

NO	YDS	AVG	LG	TD	
J. Lewis	314	1132	3.6	52	9
Anderson	39	183	4.7	34	1
Mu. Smith	36	153	4.3	30	0
McNair	45	119	2.6	19	1
Mughelli	12	50	4.2	12	0
Boller	22	34	1.5	10	0
Mason	1	-4	-4.0	-4	0
Clayton	7	-30	-4.3	-3	0

## RAVENS

476	1637	3.4	52	11
-----	------	-----	----	----

## OPPONENTS

367	1214	3.3	47	5
-----	------	-----	----	---

## RECEIVING

NO	YDS	AVG	LG	TD	
Heap	73	765	10.5	30	6
Mason	68	750	11.0	38	2
Clayton	67	939	14.0	871	5
Williams	22	396	18.0	771	2
Mu. Smith	22	135	6.1	30	0
Mughelli	21	182	8.7	30	2
Wilcox	20	166	8.3	35	3
J. Lewis	18	115	6.4	15	0
Anderson	9	54	6.0	13	0
Green	4	17	4.3	12	0
Sypniewski	2	15	7.5	9	0
Moore	2	1	0.5	4	1

## RAVENS

328	3535	10.8	871	21
-----	------	------	-----	----

## OPPONENTS

279	3429	12.3	721	16
-----	------	------	-----	----

## INTERCEPTIONS

NO	YDS	AVG	LG	TD	
McAlister	6	121	20.2	60	2
Landry	5	101	20.2	37	1
Reed	5	70	14.0	37	1
Rolle	3	60	20.0	44	0
Prude	2	66	33.0	54	1
Scott	2	31	15.5	24	0
R. Lewis	2	27	13.5	27	0
Ngata	1	60	60.0	60	0
Thomas	1	7	7.0	7	0
Ivy	1	0	0.0	0	0
Sapp	0	1	-	1	0

## RAVENS

28	544	19.4	60	5
----	-----	------	----	---

## OPPONENTS

14	142	10.1	45	0
----	-----	------	----	---

## PUNTING

NO	YDS	AVG	Net	TB	In	LG	Blk	
Koch	86	3695	43.0	37.6	3	30	61	0
RAVENS	86	3695	43.0	37.6	3	30	61	0
Opponents	86	3864	44.9	38.3	11	26	71	0

## PUNT RETURNS

Ret	FC	YDS	AVG	LG	TD	
Sams	29	4	307	10.6	65	0
Ross	13	3	37	2.8	9	0
Ivy	2	0	7	3.5	7	0
Oglesby	1	0	0	0.0	0	0
RAVENS	45	7	351	7.8	65	0
Opponents	44	16	404	9.2	38	0

## KICKOFF RETURNS

NO	YDS	AVG	LG	TD	
Sams	30	772	25.7	72	0
Ross	9	194	21.6	28	0
J. Johnson	3	28	9.3	14	0
Ivy	1	14	14.0	14	0
Mu. Smith	1	27	27.0	27	0
Sypniewski	1	11	11.0	11	0
RAVENS	45	1046	23.2	72	0
Opponents	75	1636	21.8	46	0

## FIELD GOALS

1-19	20-29	30-39	40-49	50+	
Stover	0/0	12/13	9/9	6/7	1/1
RAVENS	0/0	12/13	9/9	6/7	1/1
Opponents	0/0	6/6	4/5	3/8	4/4

### Stover: (20G,42G)(25G,33G,37G,23G)(32G,43G,52G)(0(29G)

(0(43G,25G,36G,35G)(27G,40G)(42N,29G)(37G,40G)(29N)

(41G,23G)(38G,22G)(26G)(26G,37G,39G,29G)

Opponents: (0(34G,51G)(0(34G,54G,40N)(43G,44G)

(21G,31G,21G)(0(51G,31G)(21G,41N,43B)(21G)(0

(23G,27G,46N)(32N,49G)(51G,47N)(0)

## 2006 DEFENSIVE STATISTICS

FROM COACHES VIDEO

## 2006 SPECIAL TEAMS STATISTICS

FROM COACHES VIDEO

PLAYER	TT	SOLO	AS	SACKS	YDS	RET.	YDS	PD	FF	FR
				LOST	INT		INT			
Lewis, Ray	164	106	58	5	36.5	2	27	9	1	1
Scott, Bart	135	93	42	9.5	66	2	31	9	1	0
Thomas, Adaluis	106	75	31	11	59	1	7	9	1	1
Gregg, Kelly	101	61	40	3.5	23	0	0	1	1	3
Landry, Dawan	89	55	34	3	16	5	101	13	0	0
Suggs, Terrell	86	63	23	9.5	64.5	0	0	7	3	2
Pryce, Trevor	73	49	24	13	113.5	0	0	3	2	0
Reed, Ed	66	61	5	0	0	5	70	16	1	1
Rolle, Samari	60	55	5	1	7	3	60	13	0	0
McAlister, Chris	56	51	5	0	0	6	121	25	0	2
Ngata, Haloti	51	28	23	1	3	1	60	3	0	0
Johnson, Jarret	35	23	12	1.5	16.5	0	0	2	0	0
Franklin, Aubrayo	23	13	10	0	0	0	0	1	0	0
Bannan, Justin	20	13	7	0	0	0	0	1	0	0
Ivy, Corey	17	14	3	2	13	1	0	6	2	0
Edwards, Dwan	12	7	5	0	0	0	0	1	0	0
Sapp, Gerome	12	10	2	0	0	0	1	2	1	0
Haley, Dennis	11	6	5	0	0	0	0	2	0	0
Oglesby, Evan	9	8	1	0	0	0	0	2	0	0
Prude, Ronnie	4	4	0	0	0	2	66	5	0	0
Stills, Gary	2	2	0	0	0	0	0	0	1	1
Cody, Dan	1	0	1	0	0	0	0	0	0	0
Martin, Derrick	1	1	0	0	0	0	0	0	0	0
Smith, Mike	1	0	1	0	0	0	0	0	0	0
<b>Totals</b>	<b>1135</b>	<b>798</b>	<b>337</b>	<b>60</b>	<b>418</b>	<b>28</b>	<b>544</b>	<b>129</b>	<b>15</b>	<b>11</b>

PLAYER	TT	SOLO	AS	FF	FR	BK
Stills, Gary	44	29	15	0	1	0
Wilcox, Daniel	20	13	7	0	0	0
Oglesby, Evan	17	9	8	0	0	0
Ivy, Corey	14	11	3	0	0	0
Mughelli, Ovie	14	10	4	0	0	0
Green, Justin	12	6	6	0	0	0
Sapp, Gerome	10	7	3	0	0	0
Haley, Dennis	9	3	6	0	0	0
Johnson, Jarret	6	5	1	0	0	0
Prude, Ronnie	6	5	1	0	0	0
Smith, Mike	6	2	4	1	0	0
Katula, Matt	5	1	4	0	0	0
Johnson, Tim	4	4	0	0	0	0
Landry, Dawan	4	3	1	0	0	0
Martin, Derrick	4	3	1	0	0	0
Smith, Musa	4	2	2	0	1	0
Bannister, Alex	2	2	0	0	0	0
Koch, Sam	2	2	0	0	0	0
Sypniewski, Quinn	2	1	1	0	0	0
Winborne, Jamaine	2	1	1	0	0	0
Anderson, Mike	1	0	1	0	0	0
Stover, Matt	1	1	0	0	0	0
Thomas, Adaluis	1	0	1	0	0	0
<b>Totals</b>	<b>190</b>	<b>120</b>	<b>70</b>	<b>1</b>	<b>2</b>	<b>0</b>

### TOP THREE

SOLO	SACKS	FF	FR	PD
106 Ray Lewis	13 Trevor Pryce	3 Terrell Suggs	3 Kelly Gregg	25 Chris McAlister
93 Bart Scott	11 Adaluis Thomas	2 Corey Ivy	2 Chris McAlister	16 Ed Reed
75 Adaluis Thomas	9.5 2 Players	2 Trevor Pryce	2 Terrell Suggs	13 2 Players

### 2006 USUAL STARTING LINEUPS

OFFENSE	DEFENSE
WR 89 Mark Clayton	LDT 90 Trevor Pryce
LT 75 Jonathan Ogden	NT 97 Kelly Gregg
LG 60 Jason Brown	RDT 92 Haloti Ngata
C 62 Mike Flynn	LOLB 55 Terrell Suggs
RG 68 Keydrick Vincent	LILB 57 Bart Scott
RT 79 Tony Pashos	RILB 52 Ray Lewis
TE 86 Todd Heap	ROLB 96 Adaluis Thomas
WR 85 Derrick Mason	LCB 21 Chris McAlister
QB 9 Steve McNair	RCB 22 Samari Rolle
RB 31 Jamal Lewis	SS 26 Dawan Landry
FB 34 Ovie Mughelli	FS 20 Ed Reed

### 2006 RAVENS COACHES

**Brian Billick**, Head Coach; **Rex Ryan**, Defensive Coordinator; **Frank Ganz Jr.**, Special Teams Coordinator; **Clarence Brooks**, Defensive Line; **Mark Carrier**, Secondary; **Vic Fangio**, Special Assistant; **Jim Fassel**, Offensive Coordinator (games 1-4); **John Fassel**, Special Teams Assistant; **Jedd Fisch**, Asst. Quarterbacks/Wide Receivers; **Jeff FitzGerald**, Linebackers; **Chris Foerster**, Asst. Head Coach/Offensive Line; **Jeff Friday**, Strength and Conditioning; **Wade Harman**, Tight Ends/Asst. Offensive Line; **Mike Johnson**, Wide Receivers; **Tony Nathan**, Running Backs; **Rick Neuheisel**, Quarterbacks; **Mike Pettine**, Outside Linebackers; **Paul Ricci**, Asst. Strength and Conditioning; **Greg Roman**, Asst. Offensive Line; **Dennis Thurman**, Secondary

### 2006 RAVENS HONOR ROLL

**Pro Bowl:** LB Ray Lewis, CB Chris McAlister, QB Steve McNair, LT Jonathan Ogden (starter), S Ed Reed (starter), LB Bart Scott, LB Terrell Suggs, LB Adaluis Thomas (starter)  
**NFL Alumni Association's TE of the Year:** Todd Heap  
**Pro Football Weekly Asst. Coach of the Year:** Rex Ryan

**USA Today's All-Joe Team:** NT Kelly Gregg, TE Todd Heap, FB Ovie Mughelli, DE Trevor Pryce, LB Bart Scott, K Matt Stover  
**NFL Players of the Month/Week:** LB Bart Scott (Sept.) - Defense, K Matt Stover (Sept.) - Special Teams, LB Ray Lewis (Week 1) - Defense, CB Chris McAlister (Week 17) - Defense, DT Trevor Pryce (Week 10) - Special Teams, RB B.J. Sams (Week 11) - Special Teams

**Ed Block Courage Award:** CB Corey Ivy  
**Ravens Roost Unsung Hero:** CB Corey Ivy  
**Ravens Roost Extra Effort:** TE Daniel Wilcox  
**Ravens Nest Player of the Year:** NT Kelly Gregg

### BALTIMORE RAVENS 2006 SEASON REVIEW

Record	13-3	vs. AFC North	5-1
vs. AFC	10-2	vs. NFC	3-1
Home	7-1	Away	6-2
On Grass	5-1	On Artificial Turf	8-2
Outdoors	12-3	Indoors	1-0
Leading at Halftime	9-0	Trailing at Halftime	4-2
Tied at Halftime	0-1	Leading After 3 Quarters	10-0
Tied After 3 Quarters	0-1	Trailing After 3 Quarters	3-2
Winning Coin Toss	5-2	Losing Coin Toss	8-1
Decided by 7 Points or Less	4-2	Decided by 3 Points or Less	3-1
When Scoring First	9-1	When Not Scoring First	4-2
Positive or Even Turnover Ratio	9-1	Negative Turnover Ratio	4-2
Winning or Even Penalty Ratio	6-1	Losing Penalty Ratio	8-2
With a 100-Yard Rusher	2-0	With a 100-Yard Receiver	5-1
Without a 100-Yard Rusher	11-3	Without a 100-Yard Receiver	8-2
When Allowing a 100-Yard Rusher	2-0	When Not Allowing a 100-Yard Rusher	11-3
When Allowing a 100-Yard Receiver	4-2	When Not Allowing a 100-Yard Receiver	9-1
With a 300-Yard Passer	1-0	Without a 300-Yard Passer	12-3
Allowing a 300-Yard (net) Passer	1-1	Not Allowing a 300-Yard (net) Passer	12-2
Overtime	0-0	Preseason	2-2

## 2006 POSTSEASON STATISTICS

### RESULTS AND ATTENDANCE

**WON 0, LOST 1**  
01/13 L 6-15 Indianapolis 71,162

### TEAM STATISTICS

	RAVENS	OPPONENT
<b>TOTAL FIRST DOWNS</b>	<b>13</b>	<b>15</b>
Rushing	5	6
Passing	6	9
Penalty	2	0
3rd Down: Made/Att	2/11	8/19
3rd Down Pct.	18.2	42.1
4th Down: Made/Att	0/0	0/0
4th Down Pct.	0.0	0.0
<b>POSSESSION AVG.</b>	<b>28:36</b>	<b>31:24</b>
<b>TOTAL NET YARDS</b>	<b>244</b>	<b>261</b>
Avg. Per Game	244.0	261.0
Total Plays	51	66
Avg. Per Play	4.8	4.0
<b>NET YARDS RUSHING</b>	<b>83</b>	<b>100</b>
Avg. Per Game	83.0	100.0
Total Rushes	20	35
<b>NET YARDS PASSING</b>	<b>161</b>	<b>161</b>
Avg. Per Game	161.0	161.0
Sacked/Yards Lost	2/12	1/9
Gross Yards	173	170
Att./Completions	29/18	30/15
Completion Pct.	62.1	50.0
Had Intercepted	2	2
<b>PUNTS/AVERAGE</b>	<b>5/38.0</b>	<b>4/45.0</b>
<b>NET PUNTING AVG.</b>	<b>5/27.4</b>	<b>4/32.5</b>
<b>PENALTIES/YARDS</b>	<b>6/39</b>	<b>3/19</b>
<b>FUMBLES/BALL LOST</b>	<b>2/2</b>	<b>3/0</b>
<b>TOUCHDOWNS</b>	<b>0</b>	<b>0</b>
Rushing	0	0
Passing	0	0
Returns	0	0

SCORE BY PERIODS	1	2	3	4	OT	PTS
RAVENS	0	3	0	3	0	6
Opponents	6	3	3	3	0	15

SCORING	TD	RU	PA	RT	K/PAT	FG	S	PTS
Stover	0	0	0	0	0/0	2/2	0	6
RAVENS	0	0	0	0	0/0	2/2	0	6
Opponents	0	0	0	0	0/0	5/5	0	15

**2-Pt. Conversions:** RAVENS 0-0; Opponents 0-0

**SACKS:** Gregg 0.5, Thomas 0.5  
RAVENS 1.0; Opponents 2.0

PASSING	AIT	COMP	YARDS	COMP%	YDS/ATT
McNair	29	18	173	62.1	5.97
RAVENS	29	18	173	62.1	5.97
Opponents	30	15	170	50.0	5.67

RUSHING	NO	YDS	AVG	LG	TD
J. Lewis	13	53	4.1	18	0
Anderson	4	18	4.5	8	0
McNair	1	6	6.0	6	0
Mughelli	2	6	3.0	3	0
<b>RAVENS</b>	<b>20</b>	<b>83</b>	<b>4.2</b>	<b>18</b>	<b>0</b>
<b>Opponents</b>	<b>35</b>	<b>100</b>	<b>2.9</b>	<b>25</b>	<b>0</b>

RECEIVING	NO	YDS	AVG	LG	TD
Clayton	6	73	12.2	21	0
Heap	3	28	9.3	23	0
J. Lewis	3	24	8.0	13	0
Mason	2	16	8.0	9	0
Mughelli	2	11	5.5	9	0
Wilcox	1	15	15.0	15	0
Anderson	1	6	6.0	6	0
<b>RAVENS</b>	<b>18</b>	<b>173</b>	<b>9.6</b>	<b>23</b>	<b>0</b>
<b>Opponents</b>	<b>15</b>	<b>170</b>	<b>11.3</b>	<b>27</b>	<b>0</b>

INTERCEPTIONS	NO	YDS	AVG	LG	TD
Reed	2	0	0.0	0	0
<b>RAVENS</b>	<b>2</b>	<b>0</b>	<b>0.0</b>	<b>0</b>	<b>0</b>
<b>Opponents</b>	<b>2</b>	<b>9</b>	<b>4.5</b>	<b>9</b>	<b>0</b>

PUNTING	NO	YDS	AVG	Net	TB	In	LG	Bk
Koach	5	190	38.0	27.4	1	1	47	0
RAVENS	5	190	38.0	27.4	1	1	47	0
Opponents	4	180	45.0	32.5	1	1	51	0

PUNT RETURNS	Ret	FC	YDS	AVG	LG	TD
Ross	2	0	30	15.0	18	0
RAVENS	2	0	30	15.0	18	0
Opponents	3	1	33	11.0	21	0

KICKOFF RETURNS	NO	YDS	AVG	LG	TD
Ross	6	124	20.7	27	0
RAVENS	6	124	20.7	27	0
Opponents	3	48	16.0	18	0

FIELD GOALS	1-19	20-29	30-39	40-49	50+
Stover	0/0	0/0	0/0	1/1	1/1
RAVENS	0/0	0/0	0/0	1/1	1/1
Opponents	0/0	1/1	1/1	2/2	1/1

Stover: (40G,51G)  
RAVENS: (40G,51G)  
Opponents: (23G,42G,51G,48G,35G)

TD	TD%	INT	INT%	LG	SACK/LOST	RATING
0	0.0	2	6.9	23	2/12	49.9
0	0.0	2	6.9	23	2/12	49.9
0	0.0	2	6.7	27	1/9	39.6

### 2006 POSTSEASON DEFENSIVE STATISTICS

FROM COACHES VIDEO

PLAYER	TT	SOLO	AS	YDS		RET.		FF	FR
				SACKS	LOST	INT	YDS		
Lewis, Ray	23	13	10	0	0	0	3	0	0
Scott, Bart	12	5	7	0	0	0	0	0	0
Suggs, Terrell	10	9	1	0	0	0	0	1	0
Pryce, Trevor	8	3	5	0	0	0	0	0	0
Thomas, Adalius	8	5	3	0	0	0	0	0	0
Gregg, Kelly	7	5	2	1	9	0	0	0	0
Ngata, Haloti	7	3	4	0	0	0	0	0	0
Rolle, Samari	4	3	1	0	0	0	0	1	0
McAlister, Chris	3	3	0	0	0	0	0	1	0
Ivy, Corey	2	2	0	0	0	0	0	0	0
Johnson, Jarret	2	2	0	0	0	0	0	0	0
Reed, Ed	2	2	0	0	2	0	3	0	0
Franklin, Aubrayo	1	0	1	0	0	0	0	0	0
Landry, Dawan	1	0	1	0	0	0	0	0	0
<b>Totals</b>	<b>90</b>	<b>55</b>	<b>35</b>	<b>1</b>	<b>9</b>	<b>2</b>	<b>0</b>	<b>8</b>	<b>1</b>

### 2006 POSTSEASON SPECIAL TEAMS STATISTICS

FROM COACHES VIDEO

PLAYER	TT	SOLO	AS	FF	FR	BK
Johnson, Tim	1	1	0	0	0	0
Katula, Matt	1	1	0	0	0	0
Landry, Dawan	1	1	0	0	0	0
Oglesby, Evan	1	1	0	0	0	0
Sapp, Jerome	1	1	0	0	0	0
<b>Totals</b>	<b>6</b>	<b>6</b>	<b>0</b>	<b>0</b>	<b>0</b>	<b>0</b>

**BALTIMORE  
RAVENS**

## 2008 RETIRED RAVENS



### 75 JONATHAN OGDEN

*Offensive Tackle*

College: UCLA Ht: 6-9 Wt: 345 Born: 7/31/74 in Washington, DC


NFL Seasons: 12 Games Played/Started: 177/176 Playoff Games Played/Started: 8/8  
 Pro Bowls: 11 Joined Ravens: Draft 1 (4th), 1996 Ravens 1st-ever draft choice

Jonathan Ogden was an anchor of the franchise for 12 seasons. A master technician, Ogden combined superior athletic ability, tremendous footwork, outstanding knowledge of the game and a fierce competitive zeal to become the most dominant offensive tackle of his era. Ogden is the standard to which all left tackles today are held.

Ogden, the Ravens' 1st draft choice ever (4th overall in 1996), ended his career with more regular season starts (176) than any other player in franchise history, and he is 2nd in games played with 177 to K Matt Stover's 191. He is also tied (Ray Lewis and Stover) in Ravens' history with 8 postseason games played. The 11-time Pro Bowler ties for the 4th-most Pro Bowl appearances in NFL history. Only 3 offensive linemen (Bruce Matthews - 14, Randall McDaniel - 12 and Will Shields - 12) have been to Hawaii more.

#### Career Highlights:

- Was Baltimore's 1st-ever draft pick, selected 4th overall in the 1996 NFL Draft
- 11-time Pro Bowler (1997-2007, 11 consecutive seasons)
- 10-time All-Pro (1996-2004, 2006)
- Super Bowl XXXV Champion in 2000
- Helped pave the way for Jamal Lewis, who set a franchise record with 2,066 rushing yards in 2003, the 2nd-most rushing yards in NFL history (Eric Dickerson - 2,105 in 1984). The mark included the 2nd-highest single-game rushing total in NFL history (295 yards) against Cleveland (9/14).
- Ravens all-time leader in games started (176) and is 2nd in games played (177)
- Anchored an offensive line that protected Ravens QBs, allowing a franchise-low 17 sacks in 2006, the NFL's 2nd-fewest (Ind. - 15), and posted the highest completion percentage (62.6%) in team history
- Led the line that protected Ravens QBs, allowing them to complete a franchise-record 341 passes (61.2%) in 2007



*Future Hall of Famer Jonathan Ogden retired after a 12-year NFL career on June 12, 2008.*



### 9 STEVE MCNAIR

*Quarterback*

College: Alcorn State Ht: 6-2 Wt: 230 Born: 2/14/73 in Mt. Olive, MS

NFL Seasons: 13 Games Played/Started: 161/153 Playoff Games Played/Started: 10/10  
 Pro Bowls: 4 Joined Ravens: Trade, 2006 (Tennessee)

Steve McNair wrote the final chapters of his standout career with the Baltimore Ravens, helping guide the team to a 13-3 finish and the AFC North crown in 2006. Over the span of 13 years in the NFL, McNair compiled a 91-62 (.595) record. The Alcorn State product entered the league with the Houston Oilers as a 1st-round draft pick (3rd overall) in 1995 and subsequently earned 4 Pro Bowl appearances, 3 with the Tennessee Titans and 1 with the Ravens (2006). McNair led the Titans to the AFC Championship in 1999 and an appearance in Super Bowl XXXIV. McNair will be remembered not only as one of the most productive quarterbacks of his generation, both through the air and on the ground, but also as one of the toughest players - regardless of position - in recent memory.

#### Career Highlights:

- 2003 NFL co-Most Valuable Player (Peyton Manning - Ind.)
- 4-time Pro Bowler (2000, 2003, 2005, 2006)
- One of two players in NFL history with at least 30,000 passing yards, 170 passing TDs, 3,500 rushing yards and 35 rushing TDs (Hall of Famer Steve Young)
- 3rd QB in NFL history to pass for 30,000 yards and rush for 3,500 yards (Young and Fran Tarkenton)
- Led Tennessee Titans to AFC Championship in 1999
- Guided Ravens to franchise-best 13-3 record in 2006

#### CAREER REGULAR SEASON PASSING

Year	Team	GP	GS	Att.	Comp.	Pct.	Yds.	Avg./			Sacks/		QB Rating
								Att.	TD	INTs	LG	Yards	
1995-2005	Hou./Ten.	139	131	3,871	2,305	59.5	27,141	7.0	156	103	83t	229/1,398	83.3
2006-07	Baltimore	22	22	673	428	63.4	4,163	6.2	18	16	87t	25/169	79.9
<b>Totals</b>	<b>Career</b>	<b>161</b>	<b>153</b>	<b>4,544</b>	<b>2,733</b>	<b>60.1</b>	<b>31,304</b>	<b>6.9</b>	<b>174</b>	<b>119</b>	<b>87t</b>	<b>254/1,567</b>	<b>82.8</b>



# ALL-TIME RANKINGS

## OFFENSE

### Yards Per Game Avg.

2007 - 22nd (302.0)  
 2006 - 17th (317.0)  
 2005 - 24th (293.3)  
 2004 - 31st (273.4)  
 2003 - 21st (308.1)  
 2002 - 26th (289.9)  
 2001 - 14th (320.3)  
 2000 - 16th (313.4)  
 1999 - 24th (298.6)  
 1998 - 26th (281.1)  
 1997 - 9th (330.7)  
 1996 - 3rd (357.7)

### Yards Per Play Avg.

2007 - 28th (4.6)  
 2006 - 22nd (5.0)  
 2005 - 27th (4.4)  
 2004 - 28th (4.4)  
 2003 - 18th (5.1)  
 2002 - 25th (4.9)  
 2001 - 23rd (4.7)  
 2000 - 21st (4.7)  
 1999 - 24th (4.6)  
 1998 - 19th (4.9)  
 1997 - 12th (5.1)  
**1996 - 1st (5.6)**

### Rushing

#### Yards/Game

2007 - 16th (112.3)  
 2006 - 25th (102.3)  
 2005 - 21st (100.3)  
 2004 - 9th (128.9)  
**2003 - 1st (167.1)**  
 2002 - 16th (112.0)  
 2001 - 11th (113.1)  
 2000 - 5th (137.4)  
 1999 - 16th (109.6)  
 1998 - 20th (101.8)  
 1997 - 22nd (99.3)  
 1996 - 14th (109.1)

#### Rushing Average

2007 - 17th (4.0)  
 2006 - 31st (3.4)  
 2005 - 27th (3.6)  
 2004 - 15th (4.2)  
 2003 - 3rd (4.8)  
 2002 - 14th (4.2)  
 2001 - 25th (3.7)  
 2000 - 8th (4.3)  
 1999 - 10th (4.1)  
 1998 - 15th (4.0)  
 1997 - 19th (3.8)  
 1996 - 7th (4.2)

### Pass Net Yards/Game

2007 - 23rd (189.7)  
 2006 - 11th (214.7)  
 2005 - 22nd (193.0)  
 2004 - 31st (144.5)  
 2003 - 32nd (140.9)  
 2002 - 27th (177.9)  
 2001 - 16th (207.1)  
 2000 - 22nd (175.9)  
 1999 - 25th (189.0)  
 1998 - 25th (179.3)  
 1997 - 5th (231.4)  
 1996 - 2nd (248.6)

### Pass Net Yards/Att.

2007 - 29th (5.4)  
 2006 - 8th (6.6)  
 2005 - 27th (5.5)  
 2004 - 31st (5.0)  
 2003 - 27th (5.4)  
 2002 - 25th (5.9)  
 2001 - 20th (5.9)  
 2000 - 24th (5.6)  
 1999 - 28th (5.5)  
 1998 - 21st (6.0)  
 1997 - 11th (6.3)  
 1996 - 4th (7.0)

### Pct. Had Intercepted

2007 - 6th (2.5%)  
 2006 - 10th (2.7%)  
 2005 - 28th (3.7%)  
 2004 - 6th (2.7%)  
 2003 - 32nd (4.5%)  
 2002 - 15th (2.9%)  
 2001 - 18thT (3.9%)  
 2000 - 21st (3.8%)  
 1999 - 23rd (3.7%)  
 1998 - 16th (3.1%)  
 1997 - 13th (2.7%)  
 1996 - 19th (3.5%)

### Sacks Per Pass Play

2007 - 19th (.070)  
 2006 - 2nd (.032)  
 2005 - 20th (.069)  
 2004 - 19th (.070)  
 2003 - 31st (.101)  
 2002 - 26th (.086)  
 2001 - 14th (.072)  
 2000 - 21st (.085)  
 1999 - 27th (.103)  
 1998 - 19th (.085)  
 1997 - 8th (.063)  
 1996 - 14th (.067)

### 1st Downs Per Game

2007 - 20th (18.2)  
 2006 - 22ndT (17.6)  
 2005 - 19th (17.9)  
 2004 - 30th (16.3)  
 2003 - 27th (16.2)  
 2002 - 27th (16.3)  
 2001 - 8th (18.7)  
 2000 - 18th (18.0)  
 1999 - 27th (16.2)  
 1998 - 30th (15.2)  
 1997 - 17th (18.3)  
 1996 - 2ndT (21.1)

### 3rd Down Efficiency

2007 - 18th (38.5%)  
 2006 - 9th (41.2%)  
 2005 - 16th (39.1%)  
 2004 - 22nd (35.1%)  
 2003 - 27th (31.9%)  
 2002 - 24th (37.7%)  
 2001 - 19th (35.7%)  
 2000 - 11th (40.3%)  
 1999 - 31st (28.4%)  
 1998 - 28th (30.9%)  
 1997 - 20th (36.1%)  
 1996 - 3rd (43.8%)

### 4th Down Efficiency

2007 - 13th (52.4%)  
 2006 - 2nd (72.7%)  
 2005 - 9th (57.9%)  
 2004 - 30th (26.7%)  
 2003 - 4th (63.6%)  
 2002 - 15th (53.8%)  
 2001 - 30th (23.1%)  
 2000 - 31st (16.7%)  
 1999 - 28th (27.3%)  
 1998 - 18thT (40.0%)  
 1997 - 7thT (57.1%)  
 1996 - 25thT (40.0%)

### Punt Return Average

2007 - 9th (9.7)  
 2006 - 25thT (7.8)  
**2005 - 1st (11.1)**  
 2004 - 7th (10.3)  
 2003 - 24th (7.7)  
 2002 - 8th (11.8)  
 2001 - 5th (11.7)  
**2000 - 1st (15.8)**  
 1999 - 24th (7.7)  
 1998 - 5th (12.6)  
 1997 - 2nd (13.4)  
 1996 - 18th (9.4)

### Kick Return Average

2007 - 10th (23.5)  
 2006 - 10th (23.2)  
 2005 - 22nd (21.5)  
 2004 - 21st (20.7)  
 2003 - 15th (21.4)  
 2002 - 19th (21.1)  
 2001 - 3rd (23.6)  
 2000 - 12th (22.3)  
 1999 - 19th (20.3)  
 1998 - 4th (24.6)  
 1997 - 27th (20.2)  
 1996 - 26th (20.2)

### Gross Punt Average

2007 - 15th (43.0)  
 2006 - 18th (43.0)  
 2005 - 16th (42.8)  
 2004 - 22nd (40.6)  
 2003 - 17th (40.8)  
 2002 - 19th (40.5)  
 2001 - 31st (38.0)  
 2000 - 20th (40.2)  
 1999 - 13th (41.9)  
 1998 - 16th (42.9)  
 1997 - 14th (42.7)  
 1996 - 14th (43.2)

### Points Per Game

2007 - 24th (17.2)  
 2006 - 12thT (22.1)  
 2005 - 25th (16.6)  
 2004 - 20th (19.8)  
 2003 - 8th (24.7)  
 2002 - 23rd (19.7)  
 2001 - 18th (19.9)  
 2000 - 14th (20.8)  
 1999 - 14th (20.3)  
 1998 - 26th (16.8)  
 1997 - 16th (20.4)  
 1996 - 6th (23.2)

### Field Goal Percentage

2007 - 17th (84.4%)  
**2006 - 1st (93.3%)**  
 2005 - 9th (85.7%)  
 2004 - 3rd (90.6%)  
 2003 - 9th (85%)  
 2002 - 10th (80.7%)  
 2001 - 5th (85.7%)  
 2000 - 4th (89.7%)  
 1999 - 7th (84.8%)  
 1998 - 21stT (75.0%)  
 1997 - 19thT (76.5%)  
 1996 - 22nd (76.0%)

# ALL-TIME RANKINGS

## DEFENSE

### Yards Per Game Avg.

2007 - 6th (301.6)  
**2006 - 1st (264.1)**  
 2005 - 5th (284.7)  
 2004 - 6th (300.2)  
 2003 - 3rd (281.0)  
 2002 - 22nd (334.6)  
 2001 - 2nd (277.9)  
 2000 - 2nd (247.9)  
 1999 - 2nd (263.9)  
 1998 - 22nd (331.1)  
 1997 - 25th (335.2)  
 1996 - 30th (368.1)

### Yards Per Play Avg.

2007 - 10th (5.0)  
**2006 - 1st (4.5)**  
 2005 - 3rd (4.6)  
 2004 - 5th (4.8)  
**2003 - 1st (4.4)**  
 2002 - 10th (5.1)  
**2001 - 1st (4.4)**  
 2000 - 2nd (4.3)  
**1999 - 1st (4.1)**  
 1998 - 18th (5.0)  
 1997 - 18th (5.0)  
 1996 - 29th (5.5)

### Rushing

#### Yards/Game

2007 - 2nd (79.3)  
 2006 - 2nd (75.9)  
 2005 - 9th (99.4)  
 2004 - 8thT (105.1)  
 2003 - 6th (96.0)  
 2002 - 13th (110.1)  
 2001 - 4th (88.2)  
**2000 - 1st (60.6)**  
 1999 - 2nd (76.9)  
 1998 - 16th (106.6)  
 1997 - 10th (105.6)  
 1996 - 23rd (120.0)

#### Rushing Average

**2007 - 1st (2.8)**  
 2006 - 2nd (3.3)  
 2005 - 8th (3.7)  
 2004 - 2nd (3.6)  
 2003 - 3rd (3.4)  
 2002 - 2nd (3.7)  
 2001 - 3rd (3.4)  
**2000 - 1st (2.68)**  
 1999 - 2nd (3.14)  
 1998 - 6th (3.60)  
 1997 - 5th (3.60)

### Pass Net Yards/Game

1996 - 15th (3.78)  
 2007 - 20th (222.3)  
 2006 - 6th (188.2)  
 2005 - 8th (184.9)  
 2004 - 10th (195.1)  
 2003 - 4th (175.3)  
 2002 - 26th (224.4)  
 2001 - 8th (189.7)  
 2000 - 8th (187.3)  
 1999 - 6th (186.9)  
 1998 - 24th (224.5)  
 1997 - 28th (229.6)  
 1996 - 30th (248.1)

### Pass Net Yards/Att.

2007 - 30th (7.3)  
 2006 - 2nd (5.9)  
 2005 - 2nd (5.6)  
 2004 - 9th (6.2)  
**2003 - 1st (5.3)**  
 2002 - 20th (6.3)  
 2001 - 2nd (5.5)  
 2000 - 5th (5.7)  
**1999 - 1st (4.9)**  
 1998 - 23rd (6.7)  
 1997 - 23rd (6.6)  
 1996 - 29th (7.4)

### Pct. Intercepted

2007 - 10th (3.5%)  
**2006 - 1st (5.5%)**  
 2005 - 27th (2.1%)  
 2004 - 3rd (4.2%)  
 2003 - 4th (4.5%)  
 2002 - 4th (4.4%)  
 2001 - 21st (2.9%)  
 2000 - 4th (4.4%)  
 1999 - 14th (3.5%)  
 1998 - 19th (3.2%)  
 1997 - 14th (3.1%)  
 1996 - 20th (2.8%)

### Sacks Per Pass Play

2007 - 16th (.065)  
**2006 - 1st (.118)**  
 2005 - 12th (.078)  
 2004 - 11th (.072)  
**2003 - 1st (.088)**  
 2002 - 23rd (.057)  
 2001 - 9th (.141)  
 2000 - 22nd (.066)  
 1999 - 9th (.082)  
 1998 - 20th (.072)  
 1997 - 18th (.076)

### 1st Downs Per Game

2007 - 2ndT (16.1)  
**2006 - 1st (14.8)**  
 2005 - 10th (17.3)  
 2004 - 6th (17.1)  
 2003 - 3rd (15.5)  
 2002 - 23rd (19.8)  
 2001 - 3rdT (16.4)  
 2000 - 2nd (13.5)  
 1999 - 5thT (16.2)  
 1998 - 17th (18.6)  
 1997 - 23rd (19.1)  
 1996 - 29th (21.9)

### 3rd Down Efficiency

2007 - 7th (36.6%)  
**2006 - 1st (28.8%)**  
 2005 - 10th (36.1%)  
 2004 - 8th (34.4%)  
 2003 - 2nd (29.4%)  
 2002 - 21st (40.3%)  
 2001 - 3rd (30.8%)  
 2000 - 5th (34.1%)  
 1999 - 12th (34.1%)  
 1998 - 22nd (39.2%)  
 1997 - 23rd (40.3%)  
 1996 - 30th (48.2%)

### 4th Down Efficiency

2007 - 18thT (53.8%)  
 2006 - 7th (39.1%)  
 2005 - 5thT (33.3%)  
 2004 - 2nd (25%)  
 2003 - 3rd (29.4%)  
 2002 - 29th (71.4%)  
 2001 - 11thT (40.0%)  
 2000 - 4th (21.1%)  
 1999 - 19th (46.7%)  
 1998 - 8th (36.4%)  
 1997 - 17th (50%)  
 1996 - 18th (53.8%)

### Punt Return Average

2007 - 21st (9.9)  
 2006 - 20th (9.2)  
 2005 - 22nd (8.7)  
 2004 - 14th (7.8)  
 2003 - 10th (8.4)  
 2002 - 24th (11.8)  
 2001 - 3rd (5.5)  
 2000 - 13th (9.3)  
 1999 - 25th (10.9)  
 1998 - 4th (7.1)  
 1997 - 11th (8.7)

### Kick Return Average

2007 - 24th (23.7)  
 2006 - 13th (21.8)  
 2005 - 16th (21.8)  
 2004 - 27th (23.2)  
 2003 - 16th (21.4)  
 2002 - 25th (22.6)  
 2001 - 19th (21.8)  
 2000 - 10th (21.3)  
 1999 - 16th (21.1)  
 1998 - 10th (20.5)  
 1997 - 20th (22.8)  
 1996 - 4th (20.0)

### Gross Punt Average

2007 - 17th (43.1)  
 2006 - 29th (44.9)  
 2005 - 7th (40.5)  
 2004 - 3rd (40.1)  
 2003 - 9th (40.1)  
 2002 - 14th (42.5)  
 2001 - 14th (41.6)  
 2000 - 31st (44.5)  
 1999 - 21st (42.9)  
 1998 - 10th (42.5)  
 1997 - 25th (44.0)  
 1996 - 13th (42.4)

### Points Per Game

2007 - 22ndT (24.0)  
**2006 - 1st (12.6)**  
 2005 - 10th (18.7)  
 2004 - 6th (16.8)  
 2003 - 6th (17.6)  
 2002 - 19th (22.1)  
 2001 - 4th (16.6)  
**2000 - 1st (10.3)**  
 1999 - 6th (17.3)  
 1998 - 16th (20.9)  
 1997 - 18th (21.6)  
 1996 - 28th (27.6)

### Field Goal Percentage

2007 - 21st (86.0%)  
 2006 - 8th (73.9%)  
 2005 - 31st (93.5%)  
 2004 - 17th (83.9%)  
 2003 - 30th (90.3%)  
 2002 - 29thT (87.9%)  
 2001 - 2nd (57.6%)  
 2000 - 9th (83.3%)  
 1999 - 11thT (76.0%)  
 1998 - 25thT (86.7%)

## TEAM YEAR-BY-YEAR TOTALS/RANKINGS (1996-2007)

### OFFENSE

Year	Total Plays	1st Downs	Net Rush Yards	League Rank	Net Pass Yards	League Rank	Total Net Yards	League Rank	Total Points
1996	1,024	338	1,745	14	3,978	2	5,723	3	371
1997	1,043	292	1,589	22	3,702	5	5,291	9	326
1998	926	243	1,629	20	2,869	25	4,498	26	269
1999	1,033	259	1,754	16	3,024	25	4,778	24	324
2000	1,058	288	2,199	5	2,815	22	5,014	16	333
2001	1,080	299	1,810	11	3,314	16	5,124	14	303
2002	947	261	1,792	16	2,847	27	4,639	26	316
2003	1,009	259	2,674	1	2,255	32	4,929	21	391
2004	991	260	2,063	9	2,312	31	4,375	31	317
2005	1,056	286	1,605	21	3,088	22	4,693	24	265
2006	1,017	282	1,637	25	3,435	11	5,072	17	353
2007	1,042	291	1,797	16	3,035	23	4,832	22	275

### DEFENSE

Year	Total Plays	1st Downs	Net Rush Yards	League Rank	Net Pass Yards	League Rank	Total Net Yards	League Rank	Total Points
1996	1,075	351	1,920	23	3,969	30	5,889	30	441
1997	1,068	306	1,690	10	3,673	28	5,363	25	345
1998	1,050	298	1,705	16	3,592	24	5,297	22	335
1999	1,040	260	1,231	2	2,991	6	4,222	2	277
2000	924	216	970	1	2,997	8	3,967	2	165*
2001	1,010	262	1,411	4	3,035	8	4,446	2	265
2002	1,077	316	1,762	13	3,591	26	5,353	22	354
2003	1,026	248	1,536	6	2,805	4	4,341	3	281
2004	1,009	273	1,681	8T	3,122	10	4,803	6	268
2005	998	277	1,591	9	2,964	8	4,555	5	299
2006	936	236	1,214	2	3,011	6	4,225	1	201
2007	968	258	1,268	2	3,557	20	4,825	6	384

\* 16-game NFL record

## ALL-TIME DEFENSIVE TDs (1996-2007)

### 1996...

- LB Mike Caldwell 45 INT return; 11/24 vs. Jax.

### 1997...

- CB Antonio Langham 40 INT return; 11/30 @ Jax.

### 1998...

- S Rod Woodson 60 INT return; 9/13 @ NYJ
- S Rod Woodson 18 INT return; 11/8 vs. Oak.

### 1999...

- S Rod Woodson 66 INT return; 11/7 @ Cle.
- CB Duane Starks 43 INT return; 11/21 @ Cin.
- S Rod Woodson 47 INT return; 12/5 vs. Ten.
- S Corey Harris 24 INT return; 12/19 vs. NO

### 2000...

- CB Chris McAlister 98 INT return; 12/24 vs. NYJ

### 2000 POSTSEASON...

- LB Ray Lewis 50 INT return; 1/7/01 @ Ten.
- CB Duane Starks 49 INT return; 1/28/01 vs. NYG

### 2001...

- S Rod Woodson 47 INT return; 12/2 vs. Ind.
- LB Jamie Sharper 8 FR; 1/7/02 vs. Min.

### 2002...

- LB Adalius Thomas 25 INT return; 11/10 vs. Cin.
- S Chad Williams 98 INT return; 12/1 @ Cin.

### 2003...

- S Ed Reed 54 INT return; 9/14 vs. Cle.
- CB Chris McAlister 83 INT return; 10/12 vs. Ari.
- LB Ray Lewis 29 INT return; 11/30 vs. SF
- S Chad Williams 52 INT return; 12/21 @ Cle.

### 2003 POSTSEASON...

- S Will Demps 56 INT return; 1/3/04 vs. Ten.

### 2004... (Ravens led NFL in defensive TDs)

- CB Chris McAlister 51 INT return; 9/19 vs. Pit.
- S Deion Sanders 48 INT return; 10/24 vs. Buf.
- S Ed Reed 22 FR; 10/10 @ Was.
- S Ed Reed 106 INT return; 11/7 vs. Cle.
- S Chad Williams 44 INT return; 11/21 vs. Dal.
- CB Chris McAlister 64 FR; 12/5 vs. Cin.
- OLB Jarret Johnson 6 INT return; 1/2/05 vs. Mia.

### 2005... (Team record 3 TDs by a player in a season)

- LB Adalius Thomas 20 INT return; 12/4 vs. Hou.
- LB Adalius Thomas 35 FR; 12/19 vs. GB
- LB Adalius Thomas 9 FR; 1/1/06 @ Cle.

### 2006... (Ravens led NFL in defensive TDs)

- CB Chris McAlister 60 INT return; 9/10 at TB
- CB Ronnie Prude 12 INT return; 10/29 at NO
- S Dawan Landry 12 INT return; 10/29 at NO
- S Ed Reed 25 INT (Samari Rolle lateral); 11/5 vs. Cin.
- LB Adalius Thomas 57 FR; 11/26 vs. Pit.
- CB Chris McAlister 31 INT return; 12/31 vs. Buf.

### 2007...

- LB Ray Lewis 35 INT return; 11/18 vs. Cle.

### DID YOU KNOW ?

Thanks to LB Ray Lewis? INT-TD in 2007 (11/18 vs. Cle.), the Ravens have produced at least 1 defensive TD in each year of their existence.

## THE LAST TIME...

### Overtime Game Won

- By Ravens —11/20/05 vs. Pit. (16-13 OT)
- By Opponents —12/16/07 at Mia. (16-22 OT)

### Overtime Game Tied

- 11/16/97 vs. Phi. (10-10 T)

### Shutout

- By Ravens —11/26/06 vs. Pit. (27-0)
- By Opponents —9/15/02 vs. TB (0-25)

### Safety Scored

- By Ravens —**Ed Reed 10/2/06 vs. SD (P Mike Scifres tackled in end zone by Reed)**
- By Opponents —Michael Coe 12/9/07 vs. Ind. (Coe blocks Sam Koch punt and ball rolls out of end zone)

### PAT (1-point) Unsuccessful

- By Ravens —**Matt Stover 10/27/96 vs. STL (wide right)**
- By Opponents —Shayne Graham 9/10/07 at Cin. (Kick blocked by Dwan Edwards)

### Punt Returned for a Touchdown

- By Ravens —**Yamon Figs (75 yards) 9/23/07 vs. Ari.**  
—**Jermaine Lewis (88 yards) 1/20/02 at Pit. - DP**
- By Opponents —Dennis Northcutt (62 yards) 1/1/06 at Cle.

### KOR for a Touchdown

- By Ravens —**Yamon Figs (94 yards) 12/9/07 vs. Ind.**  
—**Jermaine Lewis (84 yards) 1/28/01 at NYG - SB XXXV**
- By Opponents —Wes Welker (95 yards) 1/2/05 vs. Mia.  
—**Ron Dixon (97 yards) 1/28/01 at NYG - SB XXXV**

### Intercepted Pass Returned for a Touchdown

- By Ravens —**Ray Lewis (35 yards) 11/18/07 vs. Cle.**  
—**Will Demps (56 yards) 1/3/04 vs. Ten. - WC**
- By Opponents —Brodney Pool (100 yards) 11/18/07 vs. Cle.

### Fumble Returned for a Touchdown

- By Ravens —Adalius Thomas (57 yards) 11/26/06 vs. Pit.
- By Opponents —Leroy Hill (20 yards) 12/23/07 at Sea.

### Blocked Field Goal

- By Ravens —**Trevor Pryce 11/12/06 at Ten. (Rob Bironas 43-yard att.)**  
—**Keith Washington 1/7/01 at Ten. (Al Del Greco 27-yard att.) - WC**
- By Opponents —Jason Taylor 12/16/07 at Mia. (Matt Stover 50-yard att.)

### Blocked/Missed Field Goal Returned for a Touchdown

- By Ravens —**Chris McAllister on a missed FG (107 yards) 9/30/02 vs. Den.**  
—**Anthony Mitchell (90 yards after block) 1/7/01 at Ten. - DP**
- By Opponents —0

### Blocked Punt

- By Ravens —**Ed Reed (16 yards) 11/23/03 vs. Sea. (Tom Rouen punt)**
- By Opponents —Michael Coe 12/9/07 vs. Ind. (Sam Koch punt)  
—**Chris Coleman at Ten. 1/7/01 (Kyle Richardson punt) - Wild Card**

### Blocked Punt Returned for a Touchdown

- By Ravens —**Ed Reed (16 yards) 11/23/03 vs. Sea.**
- By Opponents —Alvis Whitted (24 yards) 11/1/98 vs. Jax.

### 100 Yards Rushing

- By Ravens —**Willis McGahee (104 yards) 12/16/07 at Mia.**  
—**Terry Allen (106 yards) 1/13/02 at Mia. - Wild Card**
- By Opponents —Larry Johnson (120 yards) 12/10/06 at KC

### 3 Touchdowns Rushing

- By Ravens —Jamal Lewis 11/19/06 vs. Atl.
- By Opponents —Deuce McAllister 12/8/02 vs. NO

### 100 Yards Receiving

- By Ravens —Devard Darling (107 yards) 11/18/07 vs. Cle.
- By Opponents —Greg Camarillo (109 yards) 12/16/07 vs. Mia.

### 200 Yards Receiving

- By Ravens —Qadry Ismail (258 yards) 12/12/99 at Pit.
- By Opponents —Jimmy Smith (291 yards) 9/10/00 vs. Jax.

### 3 Touchdowns Receiving

- By Ravens —Qadry Ismail (258 yards) 12/12/99 at Pit.
- By Opponents —Jimmy Smith (291 yards) 9/10/00 vs. Jax.

### 400 Yards Passing

- By Ravens —Vince Testaverde (with Ravens) (429) 10/27/96 vs. STL - OT
- By Opponents —Vince Testaverde (with Jets) (481) 12/24/00 vs. NYJ

### 4 Touchdowns Passing

- By Ravens —**Kyle Boller 12/12/04 vs. NYG**
- By Opponents —Peyton Manning 12/9/07 vs. Ind.

### 5 Touchdowns Passing

- By Ravens —0
- By Opponents —Ben Roethlisberger 11/5/07 at Pit.

**POSTSEASON IN RED**  
**CURRENT RAVENS IN BOLD**

# RAVENS BIGGEST DAYS

## RUSHING

(ALL 100+ YARD GAMES)

- 295 Jamal Lewis vs. Cle., 9/14/03 (30 car.)
- 227 Priest Holmes @ Cin., 11/22/98 (36 car.)
- 205 Jamal Lewis @ Cle., 12/21/03 (27 car.)
- 187 Jamal Lewis @ Cle., 10/6/02 (26 car.)
- 187 Jamal Lewis vs. Dal., 11/19/00 (28 car.)
- 186 Jamal Lewis @ Cin., 9/26/04 (18 car.)
- 180 Jamal Lewis vs. Cin., 12/7/03 (30 car.)
- 176 Bam Morris @ Was., 10/26/97 (36 car.)
- 173 Priest Holmes vs. Cin., 9/27/98 (27 car.)
- 170 Jamal Lewis vs. Cle., 11/26/00 (30 car.)
- 167 Jamal Lewis vs. Mia., 1/2/05 (34 car.)
- 154 Jay Graham vs. Phi., 11/16/97 (35 carries)
- 149 Earnest Byner vs. NO, 9/29/96 (24 car.)
- 139 Chester Taylor vs. Cin., 12/5/04 (23 car.)
- 138 Willis McGahee vs. NE, 12/3/07 (30 car.)**
- 136 Errict Rhett @ Atl., 12/27/98 (27 car.)
- 135 Jamal Lewis vs. Cin., 11/10/02 (21 car.)
- 134 Jamal Lewis vs. Den., 10/26/03 (32 car.)
- 133 Terry Allen vs. Min., 1/7/02 (23 car.)
- 132 Jamal Lewis @ SD, 9/21/03 (23 car.)
- 132 Priest Holmes vs. Det., 12/27/98 (28 car.)
- 131 Jamal Lewis @ Ari., 10/12/03 (21 car.)
- 130 Jamal Lewis @ Ind., 12/19/04 (20 car.)
- 130 Priest Holmes @ Pit., 12/12/99 (18 car.)
- 130 Bam Morris @ NYJ, 11/2/97 (31 car.)
- 126 Jamal Lewis @ Ari., 12/17/00 (29 car.)
- 125 Jamal Lewis @ Oak., 12/14/03 (24 car.)
- 121 Jamal Lewis @ Cin., 12/1/02 (22 car.)
- 119 Jamal Lewis vs. Jax., 10/20/02 (28 car.)
- 119 Priest Holmes @ Pit., 9/3/00 (25 car.)
- 117 Jamal Lewis vs. Sea., 11/23/03 (26 car.)
- 117 Errict Rhett @ Cle., 11/7/99 (17 car.)
- 117 Bam Morris @ Cin., 12/8/96 (21 car.)
- 116 Jamal Lewis @ Was., 10/10/04 (28 car.)
- 116 Jamal Lewis vs. Cin., 9/24/00 (25 car.)
- 115 Jamal Lewis vs. KC, 9/28/03 (26 car.)
- 114 Willis McGahee @ Buf., 10/21/07 (19 car.)**
- 114 Jamal Lewis vs. Pit., 12/28/03 (27 car.)
- 113 Jamal Lewis @ Cin., 11/27/05 (23 car.)
- 113 Errict Rhett vs. Cle., 9/26/99 (22 car.)
- 111 Jamal Lewis @ STL, 11/9/03 (27 car.)
- 111 Moe Williams vs. Ind., 12/2/01 (24 car.)
- 110 Jamal Lewis vs. Den., 12/31/00 (30 car.) WC**
- 109 Jamal Lewis vs. Cle., 12/17/06 (22 car.)**
- 109 Jamal Lewis vs. NO, 10/29/06 (31 car.)**
- 109 Terry Allen @ Mia., 1/13/02 (25 car.) WC**
- 109 Jamal Lewis @ Cin., 11/5/00 (22 car.)
- 109 Bam Morris @ Jax., 11/10/96 (26 car.)
- 108 Terry Allen vs. Ten., 10/7/01 (22 car.)
- 105 Jamal Lewis vs. GB, 12/19/05 (22 car.)
- 104 Willis McGahee @ Mia., 12/16/07 (29 car.)**
- 104 Willis McGahee @ Cle., 9/30/07 (14 car.)**
- 104 Chester Taylor vs. NYG 12/12/04 (25 car.)
- 103 Priest Holmes vs. Ind., 11/29/98 (22 car.)
- 102 Willis McGahee vs. Cle., 11/18/07 (21 car.)**
- 102 Jamal Lewis @ NYG, 1/28/01 (27 car.)**  
Super Bowl XXXV
- 101 Jamal Lewis @ Cin., 10/19/03 (19 car.)
- 101 Errict Rhett vs. Pit., 9/19/99 (22 car.)
- 100 Jamal Lewis vs. Cle., 12/22/02 (21 car.)
- 100 Priest Holmes vs. Ten., 12/5/99 (6 car.)
- 100 Bam Morris vs. Pit., 12/1/96 (21 car.)

## POSTSEASON IN RED

SB XXXV IN GOLD

CURRENT RAVENS IN BOLD

## PASSING

(ALL 300+YARD GAMES)

- 429 Vinny Testaverde vs. STL, 10/27/96 (31 of 51)
- 373 Steve McNair @ Ten., 11/12/06 (29 of 47)
- 366 Vinny Testaverde vs. Jax., 11/24/96 (31 of 50)
- 353 Vinny Testaverde vs. NE, 10/6/96 (29 of 45)
- 349 Eric Zeier @ Cin., 12/21/97 (28 of 41)
- 338 Vinny Testaverde @ Den., 10/20/96 (27 of 45)
- 336 Jeff Blake @ Pit., 12/29/02 (19 of 26)
- 332 Tony Banks vs. Ten., 12/5/99 (18 of 31)
- 331 Vinny Testaverde vs. Mia., 10/19/97 (32 of 47)
- 326 Elvis Grbac @ Cin., 9/23/01 (33 of 63)
- 322 Vinny Testaverde vs. Jax., 8/31/97 (24 of 41)
- 318 Vinny Testaverde @ Ten., 9/21/97 (23 of 37)
- 316 Jeff Blake vs. NO, 12/8/02 (18 of 39)
- 307 Steve McNair @ Cle., 9/30/07 (34 of 53)
- 307 Vinny Testaverde vs. Hou., 12/22/96 (23 of 32)
- 302 Kyle Boller @ Cin., 10/19/03 (15 of 27)**
- 302 Eric Zeier vs. Sea., 12/7/97 (17 of 28)

## RECEIVING

(ALL 100+ YARD GAMES)

- 258 Qadry Ismail @ Pit., 12/12/99 (6 rec.)
- 198 Derrick Alexander vs. Pit., 12/1/96 (7 rec.)
- 150 Derrick Alexander vs. Sea., 12/7/97 (6 rec.)
- 150 Michael Jackson vs. Jax., 11/24/96 (9 rec.)
- 147 Floyd Turner vs. Min., 12/13/98 (10 rec.)
- 146 Todd Heap @ Pit., 12/29/02 (7 rec.)**
- 143 Michael Jackson vs. Jax., 8/31/97 (8 rec.)
- 138 Travis Taylor @ Cin., 10/19/03 (4 rec.)
- 131 Marcus Robinson vs. Sea., 11/23/03 (7 rec.)
- 129 Todd Heap @ Cin., 10/19/03 (7 rec.)**
- 129 Qadry Ismail @ Ten., 11/12/01 (8 rec.)
- 128 Michael Jackson vs. NE, 10/6/96 (8 rec.)
- 127 Travis Taylor @ Atl., 11/3/02 (4 rec.)
- 126 Derrick Alexander @ Den., 10/20/96 (6 rec.)
- 125 Mark Clayton @ Ten., 11/12/06 (7 rec.)**
- 124 Jermaine Lewis @ Ten., 9/21/97 (8 rec.)
- 123 Derrick Alexander vs. NE, 10/6/96 (6 rec.)
- 122 Jermaine Lewis vs. Cin., 9/27/98 (4 rec.)
- 117 Jermaine Lewis @ Jax., 9/20/98 (4 rec.)
- 117 Michael Jackson vs. Hou., 12/22/00 (8 rec.)
- 115 Qadry Ismail vs. NO, 12/19/99 (7 rec.)
- 114 Patrick Johnson @ NE, 1/2/00 (9 rec.)
- 113 Qadry Ismail vs. Ten., 12/5/99 (5 rec.)
- 113 Michael Jackson vs. STL, 10/27/96 (7 rec.)
- 112 Mark Clayton @ KC, 12/10/06 (5 rec.)**
- 111 Derrick Alexander @ Cin., 12/21/97 (5 rec.)
- 110 Todd Heap vs. GB, 12/19/05 (9 rec.)**
- 108 Mark Clayton @ Pit., 12/24/06 (7 rec.)**
- 108 Jamal Lewis vs. NO, 12/8/02 (4 rec.)
- 108 Floyd Turner @ Ten., 12/6/98 (4 rec.)
- 108 Floyd Turner vs. STL, 10/27/96 (6 rec.)
- 107 Mark Clayton vs. Cin., 11/11/07 (8 rec.)**
- 107 Devard Darling vs. Cle., 11/18/07 (4 rec.)
- 105 Mark Clayton @ Den., 12/11/05 (7 rec.)**
- 105 Jermaine Lewis vs. Mia., 10/19/97 (6 rec.)
- 104 Shannon Sharpe vs. Ten., 10/22/00 (8 rec.)
- 104 Derrick Alexander vs. Cin., 9/7/97 (8 rec.)
- 104 Floyd Turner vs. Cin., 11/3/96 (6 rec.)
- 103 Derrick Mason vs. Min., 12/25/05 (9 rec.)**
- 102 Marcus Robinson vs. Pit., 12/28/03 (6 rec.)
- 102 Qadry Ismail @ Pit., 9/3/00 (7 rec.)
- 101 Mark Clayton vs. Car., 10/15/06 (5 rec.)**
- 101 Shannon Sharpe vs. Dal., 11/19/00 (5 rec.)
- 100 Demetrius Williams vs. Cle., 12/17/06 (2 rec.)**



## RAVENS LONGEST PLAYS

### LONGEST RUSH FROM SCRIMMAGE

- 82t Jamal Lewis vs. Cle., 9/14/03  
 75t Jamal Lewis @ Cin., 9/26/04  
 75t Jamal Lewis @ Cle., 10/6/02  
 72t Jamal Lewis @ Cle., 12/21/03  
 72t Priest Holmes vs. Ten., 12/5/99  
 64t Priest Holmes @ Pit., 12/12/99  
 63t Jamal Lewis vs. Cle., 9/14/03  
 56t Priest Holmes @ Cin., 11/22/98  
 55t Moe Williams vs. Ind., 12/2/01  
 52t Jamal Lewis vs. Cle., 12/17/06  
 52t Jamal Lewis @ Ari., 10/12/03  
 52t Errict Rhett @ Cle., 11/7/99  
 52t Chester Taylor vs. Cle., 10/16/05  
 48t Jamal Lewis vs. Cle., 9/14/03  
 47t Jamal Lewis @ Ind., 12/19/04  
 47t Chester Taylor vs. Cin., 12/5/04  
 47t Priest Holmes vs. Cin., 9/27/98  
**46t Willis McGahee @ Buf., 10/21/07**  
 46t Errict Rhett @ NYJ, 9/13/98  
 45t Jamal Lewis @ Mia., 9/17/00  
 42t Earnest Byner vs. NO, 9/29/96  
 38t Priest Holmes vs. Cin., 11/22/98  
**37t Willis McGahee vs. Ari., 9/23/07**  
 36t Priest Holmes vs. Ind., 11/29/98  
 36t Jamal Lewis vs. Cle., 11/26/00

### LONGEST PASS PLAYS/SCRIMMAGE

- 96t Trent Dilfer to Shannon Sharpe @ Oak., 1/14/01 - A**  
 92t Eric Zeier to Derrick Alexander vs. Sea., 12/1/97  
 87t Steve McNair to **Mark Clayton** @ KC, 12/10/06  
 86t Vinny Testaverde to Michael Jackson vs. Hou., 12/22/96  
 83t Eric Zeier to Derrick Alexander @ Cin., 12/21/97  
**79t Troy Smith to Derrick Mason @ Sea., 12/23/07**  
**77t Kyle Boller to Demetrius Williams vs. Cle., 12/17/06**  
 77t Jeff Blake to Jamal Lewis vs. NO, 12/8/02  
 77t Elvis Grbac to Qadry Ismail vs. Ten., 10/7/01  
 76t Tony Banks to Qadry Ismail @ Pit., 12/12/99  
 76t Tony Banks to Patrick Johnson vs. Ten., 12/5/99  
 73t **Kyle Boller** to Travis Taylor @ Cin., 10/19/03  
 73t Tony Banks to Billy Davis @ Cin., 11/21/99  
 73t Eric Zeier to Jermaine Lewis vs. Cin., 9/27/98  
 66t Jim Harbaugh to Floyd Turner @ Ten., 12/6/98  
 65t Steve McNair to **Mark Clayton** @ Ten., 11/12/06  
 65t V. Testaverde to Michael Jackson @ SF, 11/17/96  
 64t Anthony Wright to Travis Taylor vs. Cin., 12/7/03  
 64t Tony Banks to Patrick Johnson vs. Cin., 12/26/99  
 64t Eric Zeier to Jermaine Lewis vs. Pit., 9/6/98  
 64t V. Testaverde to Derrick Alexander vs. NO, 9/29/96

- 63t Elvis Grbac to Travis Taylor @ Den., 9/30/01  
**62t Kyle Boller to Mark Clayton vs. Car., 10/15/06**  
 59t Trent Dilfer to Shannon Sharpe vs. Dal., 11/19/00  
 59t Tony Banks to Qadry Ismail @ Pit., 12/12/99  
**58t Trent Dilfer to Shannon Sharpe vs. Den., 12/31/00 - WC**  
 58t Jim Harbaugh to Jermaine Lewis @ SD, 11/15/98  
 57t **Kyle Boller** to Randy Hymes vs. KC, 10/4/04  
 57t Elvis Grbac to Qadry Ismail @ Ten., 11/12/01  
**56t Trent Dilfer to Shannon Sharpe @ Ten., 1/7/01 - DP**  
 56t Eric Zeier to Jermaine Lewis @ Jax., 9/20/98  
 56t Jim Harbaugh to Eric Green @ Jax., 9/20/98  
 54t Qadry Ismail from Tony Banks @ Pit., 12/12/99  
 54t Qadry Ismail from Tony Banks vs. Ten., 12/5/99  
 54t Stoney Case to Justin Armour @ Atl., 10/3/99  
 54t Vinny Testaverde to Michael Jackson vs. Jax., 8/31/97  
 53t **Kyle Boller** to Devard Darling vs. NE, 12/3/07  
 53t Tony Banks to Qadry Ismail @ Pit., 9/3/00  
 53t Jim Harbaugh to Jermaine Lewis vs. Ind., 11/29/98  
 53t Jim Harbaugh to Michael Jackson @ GB, 10/25/98  
 53t Vinny Testaverde to Derrick Alexander vs. Pit., 12/1/96  
**52t Kyle Boller to Mark Clayton vs. NE, 12/3/07**  
 52t **Kyle Boller** to Clarence Moore @ Phi., 10/31/04  
 52t Vinny Testaverde to Bam Morris @ Jax., 11/10/96  
 52t Stoney Case to Patrick Johnson @ Atl., 10/3/99

### POSTSEASON IN RED CURRENT RAVENS IN BOLD



RB Willis McGahee scampered for a 46-yard TD run at Buffalo on 10/21/07.

## RAVENS LONGEST PLAYS

### LONGEST PUNT RETURNS

- 95t Lamont Brightful vs. Cin., 11/10/02  
**88t Jermaine Lewis @ Pit., 1/20/02 - WC**  
 89t Jermaine Lewis vs. NYJ, 12/24/00  
 89t Jermaine Lewis vs. Sea., 12/7/97  
 87t Jermaine Lewis vs. Cin., 9/27/98  
 78t B.J. Sams @ Was., 10/10/04  
**75t Yamon Figs vs. Ari., 9/23/07**  
 69t Jermaine Lewis @ NYJ, 9/13/98  
 66t Jermaine Lewis vs. Sea., 12/7/97  
 65 B.J. Sams vs. Atl., 11/19/06  
**63t Ed Reed @ Cin., 9/10/07**  
 63 B.J. Sams @ Cin., 9/26/04  
 62 Jermaine Lewis vs. Pit., 12/16/01  
 59 B.J. Sams vs. Atl., 11/19/06  
 58t B.J. Sams vs. KC, 10/4/04  
 54t Jermaine Lewis vs. NYJ, 12/24/00  
 51 B.J. Sams vs. Cle., 10/16/05  
 49 B.J. Sams vs. GB, 12/19/05  
 47 Duane Starks vs. Cle., 11/26/00  
 46 Jermaine Lewis vs. Pit., 12/1/96

### LONGEST PUNTS

- 67 Dave Zastudil vs. KC, 9/28/03  
 67 Kyle Richardson vs. Det., 12/27/98  
 67 Greg Montgomery vs. NO, 9/29/96  
 65 Kyle Richardson @ Den., 9/30/01  
 65 Kyle Richardson @ Ten., 12/6/98  
**64 Sam Koch vs. STL, 10/14/07**  
 64 Greg Montgomery @ Pit., 9/8/96  
 64 Kyle Richardson @ NYJ, 9/13/98  
 64 Kyle Richardson vs. Ten., 10/11/98  
 63 Kyle Richardson @ NE, 1/2/00  
 63 Kyle Richardson @ STL, 9/12/99  
 63 Kyle Richardson vs. Oak., 11/8/98  
**62 Sam Koch @ Mia., 12/16/07**  
**62 Sam Koch vs. NYJ, 9/16/07**

### LONGEST KICKOFF RETURNS

- 97t Patrick Johnson vs. Min., 12/13/98  
 95t Corey Harris vs. Min., 12/13/98  
**94t Yamon Figs vs. Ind., 12/9/07**  
 87 B.J. Sams @ Den., 12/11/05  
**84t Jermaine Lewis @ NYG, 1/28/01**  
 76 Jermaine Lewis @ Ten., 11/12/01  
 75 Lamont Brightful vs. SF, 11/30/03  
 73 Lamont Brightful @ Mia., 11/16/03  
 72 B.J. Sams vs. Oak., 9/17/06  
 66 Corey Harris vs. Jax., 11/28/99  
 64 B.J. Sams @ Ind., 12/19/04  
 64 Robert Tate vs. Den., 9/30/02  
 64 Jermaine Lewis vs. Ind., 12/2/01  
 63 Javin Hunter @ Ind., 10/13/02  
 63 Corey Harris vs. Pit., 9/19/99  
**61 Yamon Figs vs. NYJ, 9/16/07**  
 59 B.J. Sams vs. Atl., 11/19/06  
**57 Yamon Figs @ SD, 11/25/07**  
 55 Corey Harris vs. Ind., 11/29/98

### 49-YARD+ INTERCEPTION RETURNS

- 106t Ed Reed vs. Cle., 11/7/04\***  
 98t Chad Williams @ Cin., 12/1/02  
**98t Chris McAlister vs. NYJ, 12/24/00**  
 94 Chad Williams vs. Buf., 10/24/04  
**83t Chris McAlister @ Ari., 10/12/03**  
**78 Ed Reed @ NYJ, 11/14/04**  
 66t Rod Woodson @ Cle., 11/7/99  
**64 Ray Lewis vs. Cin., 12/23/01**  
 64 Duane Starks vs. NYJ, 1/24/00  
**60t Chris McAlister @ TB, 9/10/06**  
**60 Haloti Ngata @ TB, 9/10/06**  
 60t Rod Woodson @ NYJ, 9/13/98  
**60 Ray Lewis @ STL, 9/12/99**  
**59 Ed Reed vs. Cle., 11/16/02**  
**54 Ronnie Prude vs. Oak., 9/17/06**  
 54 Will Demps vs. Cin., 12/7/03  
**54t Ed Reed vs. Cle., 9/14/03**  
 52t Chad Williams @ Cle., 12/21/03  
**51t Chris McAlister vs. Pit., 9/19/04**  
**50t Ray Lewis @ Ten., 1/7/01 - DP**  
**49t Samari Rolle INT (24 yards) lateraled to Ed Reed (25 yards) vs. Cin., 11/20/06**

### LONGEST FUMBLE (OPP.) RETURNS

- 59 Kelly Gregg vs. Oak., 9/17/06**  
 57t Adalius Thomas vs. Pit., 11/26/06  
 36 Anthony Pleasant @ SF, 11/17/96  
 35t Adalius Thomas vs. GB, 12/19/05  
**32 Ed Reed @ Pit., 12/24/06**  
 27 Robert Bailey @ Jax., 10/8/00  
 22 Will Demps @ Ten., 9/18/05  
**22 Ed Reed vs. Cin., 12/5/04**  
**22t Ed Reed @ Was., 10/10/04**  
 13 Jerrol Williams @ Pit., 9/8/96  
**11 Bart Scott vs. GB, 12/19/05**  
 11 B.J. Ward @ Cin., 11/27/05  
 9t Adalius Thomas @ Cle., 1/1/06

### LONGEST MISSED FIELD GOAL RETURNS

- 107t Chris McAlister vs. Den., 9/30/02**

### LONGEST FIELD GOALS

- 56 Wade Richey vs. Cle., 9/14/03  
**52 Matt Stover @ Cle., 9/24/06 (game winner)**  
**51 Matt Stover vs. Ind., 1/13/07**  
**51 Matt Stover @ Was., 10/15/00**  
**51 Matt Stover vs. Pit., 10/29/00**  
**51 Matt Stover @ Ind., 10/13/02**  
**50 Matt Stover vs. Dal., 11/21/04**  
**50 Matt Stover vs. KC, 10/4/04**  
**50 Matt Stover vs. STL, 10/27/96**  
**50 Matt Stover @ Ten., 10/10/99**  
**50 Matt Stover @ Cin., 11/21/99 (game winner)**

### POSTSEASON IN RED

### SB XXXV IN GOLD

\* = NFL RECORD

CURRENT RAVENS IN BOLD

# BALTIMORE RAVENS CAREER LEADERS

## ALL-TIME SCORING

RANK	NAME	(RUN)	--- TDs --- PASS	(RET)	--- PAT --- (MADE ATT)	--- FG --- (MADE ATT)	S	TOTAL		
1	<b>Stover, Matt 1996-2007</b>	0	0	0	361	362	327	385	0	1,342
2	Lewis, Jamal 2000-06*	45	2	0	0	0	0	0	0	284
3	<b>Heap, Todd 2001-07*****</b>	0	27	0	0	0	0	0	0	172
4	Lewis, Jermaine 1996-2001	0	16	6	0	0	0	0	0	132
5	Jackson, Michael 1996-98***	0	18	0	0	0	0	0	0	114
6	Alexander, Derrick 1996-97*	0	18	0	0	0	0	0	0	110
	Ismail, Qadry 1999-2001*	0	18	0	0	0	0	0	0	110
8	Taylor, Travis 2000-04	0	15	0	0	0	0	0	0	90
9	Holmes, Priest 1997-2000	10	1	0	0	0	0	0	0	66
10	<b>Mason, Derrick 2005-07</b>	0	10	0	0	0	0	0	0	60
11	Morris, Byron "Bam" 1996-97	8	1	0	0	0	0	0	0	54
12	<b>Reed, Ed 2002-07</b>	0	0	8	0	0	0	0	1	50
13	<b>Clayton, Mark 2005-07</b>	1	7	0	0	0	0	0	0	48
	<b>M'Gahee, Willis 2007</b>	7	1	0	0	0	0	0	0	48
	Johnson, Patrick 1998-2001, 2005	0	7	1	0	0	0	0	0	48
16	Turner, Floyd 1996, 98**	0	7	0	0	0	0	0	0	46
17	Taylor, Chester 2002-05*	4	3	0	0	0	0	0	0	44
18	<b>McAlister, Chris 1999-2007</b>	0	0	7	0	0	0	0	0	42
	Green, Eric 1996-98	0	7	0	0	0	0	0	0	42
	Rhett, Errict 1998-99	5	2	0	0	0	0	0	0	42
	Sharpe, Shannon 2000-01	0	7	0	0	0	0	0	0	42
	Stokley, Brandon 1999-2002	0	7	0	0	0	0	0	0	42
23	<b>Wilcox, Daniel 2004-07</b>	0	6	0	0	0	0	0	0	36
	Robinson, Marcus 2003	0	6	0	0	0	0	0	0	36
25	Byner, Earnest 1996-97*	4	1	0	0	0	0	0	0	32
	Moore, Clarence 2004-06*	0	5	0	0	0	0	0	0	32
	Thomas, Adalius 2000-06	0	0	5	0	0	0	0	1	32
28	Brookins, Jason 2001	5	0	0	0	0	0	0	0	30
	Jones, Terry 2002-05	0	5	0	0	0	0	0	0	30
	Woodson, Rod 1998-2001	0	0	5	0	0	0	0	0	30
31	Armour, Justin 1999	0	4	0	0	0	0	0	0	24
	Ayanbadejo, Obafemi 2000-01	2	2	0	0	0	0	0	0	24
	Hymes, Randy 2002-05	0	4	0	0	0	0	0	0	24
	Ricard, Alan 2001-05	2	0	2	0	0	0	0	0	24
	Smith, Musa 2003-07	4	0	0	0	0	0	0	0	24
36	Allen, Terry 2001	3	0	0	0	0	0	0	0	18
	Case, Stoney 1999	3	0	0	0	0	0	0	0	18
	Darling, Devard 2004-07	0	3	0	0	0	0	0	0	18
	Sams, B.J. 2004-07	1	0	2	0	0	0	0	0	18
	Williams, Chad 2002-05	0	0	3	0	0	0	0	0	18
41	<b>Lewis, Ray 1996-2007</b>	0	0	2	0	0	0	0	1	14
	Testaverde, Vinny 1996-97*	2	0	0	0	0	0	0	0	14
43	<b>Boller, Kyle 2003-07</b>	2	0	0	0	0	0	0	0	12
	<b>Figuers, Yamon 2007</b>	0	0	2	0	0	0	0	0	12
	<b>Williams, Demetrius 2006-07</b>	0	2	0	0	0	0	0	0	12
	Gash, Sam 2000-02	0	2	0	0	0	0	0	0	12
	Graham, Jay 1997-99	2	0	0	0	0	0	0	0	12
	Harris, Corey 1998-2001	0	0	2	0	0	0	0	0	12
	Johnson, Ron 2002-03	0	1	1	0	0	0	0	0	12
	Kinchen, Brian 1996-98	0	2	0	0	0	0	0	0	12
	Mughelli, Ovie 2003-06	0	2	0	0	0	0	0	0	12
	Ogden, Jonathan 1996-2007	0	2	0	0	0	0	0	0	12
	Potts, Roosevelt 1998	0	2	0	0	0	0	0	0	12
54	Evans, Chuck 1999-2000*	0	1	0	0	0	0	0	0	8
55	<b>Johnson, Jarret 2003-07</b>	0	0	1	0	0	0	0	0	6
	<b>Landry, Dawan 2006-07</b>	0	0	1	0	0	0	0	0	6
	<b>M'Clain, Le'Ron 2007</b>	0	1	0	0	0	0	0	0	6
	<b>Prude, Ronnie 2006-07</b>	0	0	1	0	0	0	0	0	6
	<b>Ross, Cory 2006-07</b>	1	0	0	0	0	0	0	0	6

# BALTIMORE RAVENS CAREER LEADERS

## ALL-TIME SCORING CONT'D

RANK	NAME	(RUN)	--- TDs ---			--- PAT ---		--- FG ---		S	TOTAL
			PASS	RET)	(MADE	ATT)	(MADE	ATT)			
	<b>Smith, Troy 2007</b>	<b>1</b>	<b>0</b>	<b>0</b>	<b>0</b>	<b>0</b>	<b>0</b>	<b>0</b>	<b>0</b>	<b>0</b>	<b>6</b>
	<b>Sypniewski, Quinn 2006-07</b>	<b>0</b>	<b>1</b>	<b>0</b>	<b>0</b>	<b>0</b>	<b>0</b>	<b>0</b>	<b>0</b>	<b>0</b>	<b>6</b>
	Anderson, Mike 2006-07	1	0	0	0	0	0	0	0	0	6
	Arvie, Herman 1996	0	1	0	0	0	0	0	0	0	6
	Blake, Jeff 2002	1	0	0	0	0	0	0	0	0	6
	Brightful, Lamont 2002-03	0	0	1	0	0	0	0	0	0	6
	Caldwell, Mike 1996	0	0	1	0	0	0	0	0	0	6
	Cotton, Kenyon 1997-98	1	0	0	0	0	0	0	0	0	6
	Cunningham, Randall 2001	1	0	0	0	0	0	0	0	0	6
	DeLong, Greg 1999	0	1	0	0	0	0	0	0	0	6
	Dinkins, Darnell 2004-05	0	1	0	0	0	0	0	0	0	6
	Grbac, Elvis 2001	1	0	0	0	0	0	0	0	0	6
	Johnson, Kevin 2004	0	1	0	0	0	0	0	0	0	6
	Jones, James 1996-98	0	1	0	0	0	0	0	0	0	6
	Jones, John 2000-03	0	1	0	0	0	0	0	0	0	6
	Langham, Antonio 1996-97	0	0	1	0	0	0	0	0	0	6
	McNair, Steve 2006-07	1	0	0	0	0	0	0	0	0	6
	Roe, James 1996-98	0	1	0	0	0	0	0	0	0	6
	Sanders, Deion 2004-05	0	0	1	0	0	0	0	0	0	6
	Sharper, Jamie 1997-2001	0	0	1	0	0	0	0	0	0	6
	Starks, Duane 1998-2001	0	0	1	0	0	0	0	0	0	6
	Williams, Calvin 1996	0	1	0	0	0	0	0	0	0	6
82	Team (team safety)	0	0	0	0	0	0	0	0	2	4
83	Richey, Wade 2003-04	0	0	0	0	0	0	1	2	0	3
<b>84</b>	<b>Green, Justin 2005-07*</b>	<b>0</b>	<b>0</b>	<b>0</b>	<b>0</b>	<b>0</b>	<b>0</b>	<b>0</b>	<b>0</b>	<b>0</b>	<b>2</b>
	Burnett, Rob 1996-2001	0	0	0	0	0	0	0	0	1	2
	Coates, Ben 2000*	0	0	0	0	0	0	0	0	0	2
	Gardner, Carwell 1996*	0	0	0	0	0	0	0	0	0	2
	McCrary, Michael 1997-2002	0	0	0	0	0	0	0	0	1	2

\* incl. one 2-point conversion \*\*incl. two 2-point conv. \*\*\*incl. three 2-point conv. \*\*\*\*\* incl. five 2-point conv.

## ALL-TIME PASSERS BY YARDAGE

RANK	NAME	ATT.	COMP.	PCT.	YARDS	AVG./ATT.	TD	PCT TD	INT.	PCT INT.	LG	SACKS/ YDS. LOST	RATE
<b>1</b>	<b>Boller, Kyle 2003-07</b>	<b>1,311</b>	<b>746</b>	<b>56.9</b>	<b>7,846</b>	<b>5.98</b>	<b>45</b>	<b>3.4</b>	<b>44</b>	<b>3.4</b>	<b>77t</b>	<b>102/660</b>	<b>71.9</b>
2	Testaverde, Vinny 1996-97	1,019	596	58.5	7,148	7.01	51	5.0	34	3.3	86t	54/399	82.8
3	McNair, Steve 2006-07	673	428	63.6	4,163	6.19	18	2.7	16	2.4	87t	25/169	79.9
4	Banks, Tony 1999-2000	594	319	53.7	3,714	6.25	25	4.2	16	2.7	76t	53/342	75.7
5	Grbac, Elvis 2001	467	265	56.7	3,033	6.49	15	3.2	18	3.9	77t	28/215	71.1
6	Wright, Anthony 2002-05	444	258	58.1	2,781	6.26	15	3.4	17	3.8	64	38/272	71.9
7	Zeier, Eric 1996-98	318	184	57.9	2,367	7.44	12	3.8	5	1.6	92	39/262	87.3
8	Blake, Jeff 2002	295	165	55.9	2,084	7.06	13	4.4	11	3.7	77t	30/203	77.3
9	Harbaugh, Jim 1998	293	164	56.0	1,839	6.28	12	4.1	11	3.8	66t	23/145	72.9
10	Dilfer, Trent 2000	226	134	59.3	1,502	6.65	12	5.3	11	4.9	59t	23/135	76.6
11	Redman, Chris 2000-03	198	106	53.5	1,111	5.61	7	3.5	5	2.5	36	17/113	71.3
12	Case, Stoney 1999	170	77	45.3	988	5.81	3	1.8	8	4.7	54t	17/116	50.3
13	Cunningham, Randall 2001	89	54	60.7	573	6.44	3	3.4	2	2.2	30	12/66	81.3
<b>14</b>	<b>Smith, Troy 2007</b>	<b>76</b>	<b>40</b>	<b>52.6</b>	<b>452</b>	<b>5.95</b>	<b>2</b>	<b>2.6</b>	<b>0</b>	<b>0.0</b>	<b>79t</b>	<b>4/29</b>	<b>79.5</b>
15	Mitchell, Scott 1999	56	24	42.9	236	4.21	1	1.8	4	7.1	28t	6/30	31.5
16	Lewis, Jermaine 1996-2001	1	1	100.0	3	3.00	0	0.0	0	0.0	3	0/0	79.2
17	Richardson, Wally 1997-98	2	1	50.0	1	0.50	0	0.0	0	0.0	1	0/0	56.3
<b>18</b>	<b>Clayton, Mark 2005-07</b>	<b>3</b>	<b>0</b>	<b>0.0</b>	<b>0</b>	<b>0.00</b>	<b>0</b>	<b>0.0</b>	<b>0</b>	<b>0.0</b>	<b>0</b>	<b>0.0</b>	<b>39.6</b>
	<b>Heap, Todd 2001-07</b>	<b>1</b>	<b>0</b>	<b>0.0</b>	<b>0</b>	<b>0.00</b>	<b>0</b>	<b>0.0</b>	<b>0</b>	<b>0.0</b>	<b>0</b>	<b>0.0</b>	<b>39.6</b>
	Holmes, Priest 1997-2000	1	0	0.0	0	0.00	0	0.0	1	100.0	0	0/0	0.0
	Hymes, Randy 2002-05	3	0	0.0	0	0.00	0	0.0	0	0.0	0	0/0	39.6
	Zastudil, Dave 2002-05	1	0	0.0	0	0.00	0	0.0	0	0.0	0	0/0	39.6
23	Richardson, Kyle 1997-2001	1	1	100.0	(-11)-11.00	0	0.0	0	0.0	0.0	-11	0/0	79.2

# BALTIMORE RAVENS CAREER LEADERS

## TOP 10 RUSHERS BY YARDAGE

RANK	NAME	ATT	YDS	AVG	LG	TD
1	Lewis, Jamal 2000-06	1,822	7,801	4.3	82t	45
2	Holmes, Priest 1997-2000	459	2,102	4.6	72	10
3	Taylor, Chester 2002-05	373	1,599	4.3	52	4
4	Morris, Byron "Bam" 1996-97	376	1,511	4.0	25	8
5	<b>McGahee, Willis 2007</b>	<b>294</b>	<b>1,207</b>	<b>4.1</b>	<b>46t</b>	<b>7</b>
6	Rhett, Errict 1998-99	280	1,032	3.7	52t	5
7	Byner, Earnest 1996-97	243	947	3.9	42	4
8	Allen, Terry 2001	168	658	3.9	26	3
9	Brookins, Jason 2001	151	551	3.6	25	5
10	Smith, Musa 2003-07	132	496	3.8	30	4

## TOP 10 RECEIVERS BY RECEPTIONS

RANK	NAME	REC	YDS	AVG	LG	TD
1	<b>Heap, Todd 2001-07</b>	<b>339</b>	<b>3,897</b>	<b>11.5</b>	<b>48</b>	<b>27</b>
2	<b>Mason, Derrick 2005-07</b>	<b>257</b>	<b>2,910</b>	<b>11.3</b>	<b>79t</b>	<b>10</b>
3	Taylor, Travis 2000-04	204	2,758	13.5	73t	15
4	Ismail, Qadry 1999-2001	191	2,819	14.8	77t	18
5	Jackson, Michael 1996-98	183	2,596	14.2	86t	18
6	Lewis, Jamal 2000-06	160	1,365	8.5	77t	2
7	<b>Clayton, Mark 2005-07</b>	<b>159</b>	<b>1,941</b>	<b>12.2</b>	<b>87t</b>	<b>7</b>
8	Sharpe, Shannon 2000-01	140	1,621	11.6	59t	7
9	Lewis, Jermaine 1996-2001	136	1,984	14.6	73t	16
10	Alexander, Derrick 1996-97	127	2,108	16.6	92	18

## TOP 10 RECEIVERS BY YARDAGE

RANK	NAME	REC	YDS	AVG	LG	TD
1	<b>Heap, Todd 2001-07</b>	<b>339</b>	<b>3,897</b>	<b>11.5</b>	<b>48</b>	<b>27</b>
2	<b>Mason, Derrick 2005-07</b>	<b>257</b>	<b>2,910</b>	<b>11.3</b>	<b>79t</b>	<b>10</b>
3	Ismail, Qadry 1999-2001	191	2,819	14.8	77t	18
4	Taylor, Travis 2000-04	204	2,758	13.5	73t	15
5	Jackson, Michael 1996-98	183	2,596	14.2	86t	18
6	Alexander, Derrick 1996-97	127	2,108	16.6	92	18
7	Lewis, Jermaine 1996-2001	136	1,984	14.6	73t	16
8	<b>Clayton, Mark 2005-07</b>	<b>159</b>	<b>1,941</b>	<b>12.2</b>	<b>87t</b>	<b>7</b>
9	Sharpe, Shannon 2000-01	140	1,621	11.6	59t	7
10	Lewis, Jamal 2000-06	160	1,365	8.5	77t	2

## INTERCEPTIONS LEADERS

RANK	NAME	NO	YDS	AVG	LG	TD
1	<b>Reed, Ed 2002-07</b>	<b>34</b>	<b>880</b>	<b>25.9</b>	<b>106t*</b>	<b>3</b>
2	<b>Lewis, Ray 1996-2007</b>	<b>25</b>	<b>421</b>	<b>16.8</b>	<b>64</b>	<b>2</b>
3	<b>McAlister, Chris 1999-2007</b>	<b>23</b>	<b>458</b>	<b>19.9</b>	<b>98t</b>	<b>5</b>
4	Starks, Duane 1998-2001	20	196	11.7	64	1
	Woodson, Rod 1998-2001	20	380	19.0	66t	5
6	Langham, Antonio 1996-97	8	99	12.4	40t	1
	Williams, Chad 2002-05	8	320	40.0	98t	3
8	Thomas, Adalius 2000-06	6	120	20.0	32	2
9	<b>Landry, Dawan 2006-07</b>	<b>5</b>	<b>101</b>	<b>20.2</b>	<b>37</b>	<b>1</b>
	<b>Rolle, Samari 2005-07</b>	<b>5</b>	<b>71</b>	<b>14.2</b>	<b>44</b>	<b>0</b>
	Baxter, Gary 2001-04	5	74	14.8	34	0
	Harris, Corey 1998-2001	5	69	13.8	42	1
	Moore, Stevon 1996-99	5	66	13.2	38	0
	Sanders, Deion 2004-05	5	144	28.8	48t	1
	Staten, Ralph 1997-98	5	37	7.4	14	0
	Turner, Eric 1996	5	1	0.2	1	0

\* NFL Record



# BALTIMORE RAVENS CAREER LEADERS

## PUNTING LEADERS

RANK	NAME	NO	YDS	AVG	TB	In 20	LG	BK
1	Richardson, Kyle 1998-2001	364	15,069	41.4	35	128	67	5
2	Zastudil, Dave 2002-05	327	13,618	41.6	32	89	67	3
<b>3</b>	<b>Koch, Sam 2006-07</b>	<b>164</b>	<b>7,092</b>	<b>43.2</b>	<b>12</b>	<b>50</b>	<b>64</b>	<b>1</b>
4	Montgomery, Greg 1996-97	151	6,520	43.2	7	47	67	1
5	Murphy, Nick 2004	18	777	43.2	2	6	54	0
6	Stewart, Kordell 2004-05	5	177	35.4	0	2	42	0
<b>7</b>	<b>Stover, Matt 1996-2007</b>	<b>3</b>	<b>100</b>	<b>33.3</b>	<b>2</b>	<b>1</b>	<b>34</b>	<b>0</b>
8	Elling, Aaron 2005	1	32	32.0	0	1	32	0
<b>9</b>	<b>Boller, Kyle 2003-07</b>	<b>1</b>	<b>29</b>	<b>29.0</b>	<b>0</b>	<b>0</b>	<b>29</b>	<b>0</b>

## TOP 10 PUNT RETURNERS

RANK	NAME	NO	FC	YDS	AVG	LG	TD
1	Lewis, Jermaine 1996-2001	231	72	2,730	11.8	89t	6
2	Sams, B.J. 2004-07	121	26	1,320	10.9	78t	2
3	Brightful, Lamont 2002-03	60	30	592	9.9	95t	1
<b>4</b>	<b>McAlister, Chris 1999-2007</b>	<b>22</b>	<b>5</b>	<b>166</b>	<b>7.5</b>	<b>28</b>	<b>0</b>
<b>5</b>	<b>Ross, Cory 2006-07</b>	<b>18</b>	<b>3</b>	<b>73</b>	<b>4.1</b>	<b>15</b>	<b>0</b>
6	Roe, James 1996-98	17	2	159	9.4	19	0
<b>7</b>	<b>Figurs, Yamon 2007</b>	<b>16</b>	<b>9</b>	<b>171</b>	<b>10.7</b>	<b>75t</b>	<b>1</b>
<b>8</b>	<b>Reed, Ed 2002-07</b>	<b>15</b>	<b>6</b>	<b>127</b>	<b>8.5</b>	<b>63t</b>	<b>1</b>
9	Starks, Duane 1998-2001	9	1	135	15.0	47	0
<b>10</b>	<b>Clayton, Mark 2005-07</b>	<b>6</b>	<b>2</b>	<b>30</b>	<b>5.0</b>	<b>10</b>	<b>0</b>
	Ethridge, Ray 1996-97	6	1	24	4.0	16	0

## TOP 10 KICKOFF RETURNERS

RANK	NAME	NO	YDS	AVG	LG	TD
1	Lewis, Jermaine 1996-2001	139	3,153	22.7	76	0
2	Sams, B.J. 2004-07	138	3,161	22.9	87	0
3	Harris, Corey 1998-2001	123	2,950	24.0	95t	1
4	Brightful, Lamont 2003	63	1,417	22.5	75	0
<b>5</b>	<b>Figurs, Yamon 2007</b>	<b>46</b>	<b>1,138</b>	<b>24.7</b>	<b>94t</b>	<b>1</b>
6	Taylor, Chester 2002-05	45	937	20.8	54	0
7	Baldwin, Randy 1996	20	405	20.3	34	0
<b>8</b>	<b>Ross, Cory 2006-07</b>	<b>18</b>	<b>342</b>	<b>19.0</b>	<b>28</b>	<b>0</b>
	Johnson, Patrick 1998-2001, 2005	18	438	24.3	97t	1
10	Tate, Robert 2002	17	356	20.9	64	0

## TOP 10 COMBINED YARDAGE

RANK	NAME	NO	YDS	AVG	TD
1	Lewis, Jamal 2000-06	1,982	9,166	4.6	47
2	Lewis, Jermaine 1996-2001	532	8,001	15.0	22
3	Sams, B.J. 2004-07	264	4,502	17.1	3
<b>4</b>	<b>Heap, Todd 2001-07</b>	<b>346</b>	<b>3,956</b>	<b>11.4</b>	<b>27</b>
5	Taylor, Chester 2002-05	523	3,273	6.3	7
6	Taylor, Travis 2000-04	233	2,982	12.8	15
7	Harris, Corey 1998-2001	123	2,950	24.0	1
8	Ismail, Qadry 1999-2001	198	2,929	14.8	18
<b>9</b>	<b>Mason, Derrick 2005-07</b>	<b>258</b>	<b>2,906</b>	<b>11.3</b>	<b>10</b>
10	Holmes, Priest 1997-2000	551	2,738	4.9	11

# BALTIMORE RAVENS INDIVIDUAL RECORDS

## SERVICE

### Most Seasons

- 12 **Ray Lewis** (1996-2007)
- Matt Stover** (1996-2007)
- Jonathan Ogden (1996-2007)
- 11 Mike Flynn (1997-2007)
- 9 **Chris McAlister** (1999-2007)
- 8 Edwin Mulitalo (1999-2006)
- Peter Boulware (1997-2003; 2005)

### Most Consecutive Starts

- 73 Michael McCrary (1997-2001)
- 73 Jamie Sharper (1997-2001)
- 64 Rod Woodson (1998-2001)
- 58 Jonathan Ogden (2000-03)
- 57 Rob Burnett (1998-2001)

### Most Games Played

- 191 **Matt Stover** (1996-2007)
- 177 Jonathan Ogden (1996-2007)
- 162 **Ray Lewis** (1996-2007)

### Most Consecutive Games Played

- 111 Peter Boulware (1997-2003)
- 97 **Matt Stover** (1996-2002)
- 94 **Matt Stover** (2002-present)
- 80 **Terrell Suggs** (2003-present)
- Jamie Sharper (1997-2001)

## SCORING

### Most Points Scored

#### Career

- 1,342 **Matt Stover** (361 PATs, 327 FGs), 1996-2007
- 284 Jamal Lewis (47 TDs, 1 2pt), 2000-06
- 172 **Todd Heap** (27 TDs, 5 2pts), 2001-07

#### Season

- 135 **Matt Stover** (30 PATs, 35 FGs), 2000
- 134 **Matt Stover** (35 PATs, 33 FGs), 2003
- 121 **Matt Stover** (37 PATs, 28 FGs), 2006

#### Game

- 24 Marcus Robinson (vs. Sea., 11/23/03), 4 TDs
- 18 Jamal Lewis (twice, vs. ATL, 11/19/06; vs. Cin., 12/7/03), 3 TDs
- Matt Stover** (at Ten., 9/21/97), 5 FGs, 3 PATs
- Qadry Ismail (at Pit., 12/12/99), 3 TDs
- Jermaine Lewis (vs. Sea., 12/7/97), 3 TDs
- Michael Jackson (vs. Hou., 12/22/96), 3 TDs

### Most Points By A Rookie

#### Season

- 38 Jamal Lewis (2000), 6 TDs, 1 (2-pt.)
- 26 Clarence Moore (2004), 4 TDs, 1 (2-pt.)
- 18 **Mark Clayton** (2005), 3 TDs
- B.J. Sams (2004), 3 TDs
- Travis Taylor (2000), 3 TDs

#### Game

- 12 Clarence Moore (twice, 12/12/04 vs. NYG; 11/14/04 at NYJ), 2 TDs
- Jamal Lewis (11/26/00 vs. Cle.), 2 TDs
- Travis Taylor (9/10/00 vs. Jax.), 2 TDs

### Most Consecutive Games Scoring

- 92 **Matt Stover** (9/30/02-12/16/07)

### Most TDs

#### Career

- 47 Jamal Lewis (2000-06), 45 rush, 2 rec.
- 27 **Todd Heap** (2001-07), 27 rec.
- 22 Jermaine Lewis (1996-2001), 16 rec., 6 PRs

### Season

- 14 Jamal Lewis (2003), 14 rush
- Michael Jackson (1996), 14 rec.
- 9 Jamal Lewis (2006), 9 rush
- Derrick Alexander (1996, 1997), 9 rec.

### Game

- 4 Marcus Robinson (vs. Sea., 11/23/03), 4 rec.
- 3 Jamal Lewis (twice, vs. Atl., 11/19/06; vs. Cin., 12/7/03), 3 rush
- Qadry Ismail (12/12/99 at Pit.), 3 rec.
- Jermaine Lewis (12/7/97 vs. Sea.), 2 PR, 1 rec.
- Michael Jackson (12/22/96 vs. Hou.), 3 rec.

### Most TDs, Rookie Season

- 6 Jamal Lewis (2000), 6 rush
- 4 Clarence Moore (2004), 4 rec.

### Most Consecutive Games Scoring a TD

- 7 **Willis McGahee**, 2007 (games 6-12)
- 5 Michael Jackson, 1996 (games 7-11)
- 4 Jamal Lewis, 2003 (games 1-4)

### Most (Kicking) PAT Attempted

#### Career

- 362 **Matt Stover** (1996-2007)

#### Season

- 37 **Matt Stover** (2006)

#### Game

- 6 **Matt Stover** (12/19/05 vs. GB)
- 5 **Matt Stover** (8 times, last 10/29/06 at NO)

### Most (Kicking) PAT Made

#### Career

- 361 **Matt Stover** (1996-2007)

#### Season

- 37 **Matt Stover** (2006)

#### Game

- 6 **Matt Stover** (12/19/05 vs. GB)
- 5 **Matt Stover** (8 times, last 10/29/06 at NO)

### Most Consecutive (Kicking) PAT Made

- 348 **Matt Stover** (10/27/96-present)

### Highest (Kicking) PAT Percentage

#### Career (min. 30 att.)

- .997 **Matt Stover** (1996-2007, 361 of 362)

### Most 2-Point Conversions

#### Career

- 5 **Todd Heap** (2001-07)
- 3 Michael Jackson (1996-98)

#### Season

- \*4 **Todd Heap** (2003)
- 2 Floyd Turner (1998)
- Michael Jackson (1996)

#### Game

- \*\*2 Michael Jackson (10/6/96 vs. NE)

### Most Field Goals Attempted

#### Career

- 385 **Matt Stover** (1996-2007)

#### Season

- 39 **Matt Stover** (2000)

#### Game

- 6 **Matt Stover** (9/21/97 at Ten.)

### Most Field Goals Made

#### Career

- 327 **Matt Stover** (1996-2007)

\* NFL Record  
\*\* Ties NFL Record

# BALTIMORE RAVENS INDIVIDUAL RECORDS

## Season

- 35 **Matt Stover** (2000)
- 33 **Matt Stover** (2003)
- 30 **Matt Stover** (2005, 2001)

## Game

- 5 **Matt Stover** (10/14/07 vs. STL)
- Matt Stover** (10/8/00 at Jax.)
- Matt Stover** (12/26/99 vs. Cin.)
- Matt Stover** (9/21/97 at Ten.)

## Most Consecutive Field Goals Made

- 36 **Matt Stover** (10/31/05-11/19/06)
- 22 **Matt Stover** (11/7/99-9/17/00)

## Most Field Goals, 1 Quarter

- 3 **Matt Stover** (11/18/07 vs. Cle. - 4th qrt)
- Matt Stover** (9/17/06 vs. Oak. - 1st qrt)
- Matt Stover** (10/31/05 at Pit. - 4th qrt)
- Matt Stover** (11/7/04 vs. Cle. - 2nd qrt)
- Matt Stover** (10/26/03 vs. Den. - 2nd qrt)
- Matt Stover** (1/7/02 vs. Min. - 2nd qrt)
- Matt Stover** (12/26/99 vs. Cin. - 2nd qrt)
- Matt Stover** (11/24/96 vs. Jax. - 2nd qrt)

## Most Consecutive Games Scoring Field Goals

- \*38 **Matt Stover** (10/31/99 -12/16/01)

## Longest Field Goal

- 56 Wade Richey (9/14/03 vs. Cle.)
- 52 **Matt Stover** (9/24/06 at Cle.)
- 51 **Matt Stover** (10/13/02 at Ind.)
- Matt Stover** (10/29/00 vs. Pit.)
- Matt Stover** (10/15/00 at Was.)

## Longest Field Goal Attempted

- 56 Wade Richey (9/14/03 vs. Cle.)
- 55 J.R. Jenkins (9/15/02 vs. TB)
- 54 **Matt Stover** (twice on 9/12/99 at STL)
- 54 Aaron Elling (11/27/05 at Cin.)

## Highest Field Goal Percentage

### Career (Min. 50 att.)

- 84.9 **Matt Stover** (1996-2007), 327 of 385

### Season (Min. 16 att.)

- 93.3 **Matt Stover** (2006), 28-30

## Most Safeties

### Career

- 1 **Ray Lewis** (1996-2007)
- Ed Reed** (2002-07)
- Rob Burnett (1996-2001)
- Michael McCrary (1997-2002)
- Adalius Thomas (2000-06)

### Season

- 1 **Ed Reed** (2006)
- Ray Lewis** (1999)
- Adalius Thomas (2006)
- Michael McCrary (2000)
- Rob Burnett (1998)

### Game

- 1 **Ed Reed** (10/1/06 vs. SD)
- Ray Lewis** (10/10/99 at Ten.)
- Adalius Thomas (9/17/06 vs. Oak.)
- Michael McCrary (12/24/00 vs. NYJ)
- Rob Burnett (10/11/98 vs. Ten.)

*Note: Seven safeties have been scored by the Ravens entering the 2008 season: 1 each by Rob Burnett, Ray Lewis, Michael McCrary, Ed Reed and Adalius Thomas, along with 1 team safety in 1998 and in 1997.*

\* NFL Record

## RUSHING

### Most Rushing Attempts

#### Career

- 1,822 Jamal Lewis (2000-06)
- 459 Priest Holmes (1997-2000)
- 376 Bam Morris (1996-97)

#### Season

- 387 Jamal Lewis (2003)
- 314 Jamal Lewis (2006)
- 309 Jamal Lewis (2000)

#### Game

- 36 Priest Holmes (11/22/98 at Cin.)
- Bam Morris (10/26/97 at Was.)
- 35 Jay Graham (11/16/97 vs. Phi. - OT)

### Most Yardage

#### Career

- 7,801 Jamal Lewis (2000-06)
- 2,102 Priest Holmes (1997-2000)
- 1,599 Chester Taylor (2002-05)

#### Season

- 2,066 Jamal Lewis (2003)
- 1,364 Jamal Lewis (2000)
- 1,327 Jamal Lewis (2002)
- 1,207 **Willis McGahee** (2007)

#### Game

- 295 Jamal Lewis (9/14/03 vs. Cle.)
- 227 Priest Holmes (11/22/98 at Cin.)
- 205 Jamal Lewis (12/21/03 at Cle.)
- 187 Jamal Lewis (10/6/02 at Cle.)
- Jamal Lewis (11/19/00 vs. Dal.)

### Most 100-yard Rushing Games

#### Career

- 30 Jamal Lewis (2000-06)
- 7 Priest Holmes (1997-2000)
- 5 **Willis McGahee** (2007)
- Bam Morris (1996-97)

#### Season

- 12 Jamal Lewis (2003)
- 5 **Willis McGahee** (2007)
- Jamal Lewis (2002)
- Jamal Lewis (2000)
- 4 Jamal Lewis (2004)
- Errict Rhett (1999)
- Priest Holmes (1998)

### Longest Run From Scrimmage

- 82t Jamal Lewis (9/14/03 vs. Cle.)
- 75 Jamal Lewis (9/26/04 at Cin.)
- Jamal Lewis (10/6/02 at Cle.)
- 72 Priest Holmes (12/5/99 vs. Ten.)

### Most Rushing TDs

#### Career

- 45 Jamal Lewis (2000-06)
- 10 Priest Holmes (1997-2000)
- 8 Bam Morris (1996-97)

#### Season

- 14 Jamal Lewis (2003)
- 9 Jamal Lewis (2006)
- 7 **Willis McGahee** (2007)
- Jamal Lewis (2004)
- Priest Holmes (1998)

#### Game

- 3 Jamal Lewis (twice, 11/19/06 vs. ATL; 12/7/03 vs. Cin.)
- 2 13 times (last by Jamal Lewis, 9/19/04 vs. Pit.)

# BALTIMORE RAVENS INDIVIDUAL RECORDS

## Most Consecutive Games With A Rushing TD

- 7 **Willis McGahee** (2007)
- 4 Jamal Lewis (2003)
- 3 Jamal Lewis (2006, 2004, 2000)

## Highest Rushing Average

- Career (min. 350 carries)**
- 4.6 Priest Holmes (1997-2000)
  - 4.3 Jamal Lewis (2000-06)
  - Chester Taylor (2002-05)

- Season (min. 100 carries)**
- 4.7 Jamal Lewis (2003)
  - 4.5 Chester Taylor (2004)
  - 4.4 Jamal Lewis (2000)

- Game (min. 10 carries)**
- 10.3 Jamal Lewis (9/26/04 at Cin.)
  - 9.8 Jamal Lewis (9/14/03 vs. Cle.)
  - 9.3 Jamal Lewis (12/21/03 at Cle.)

## PASSING

### Highest Quarterback Passer Rating

- Career (min. 450 att.)**
- 82.8 Vinny Testaverde (1996-97)
  - 79.9 Steve M'Nair (2006-07)
  - 75.7 Tony Banks (1999-2000)

- Season (min. 300 att.)**
- 88.7 Vinny Testaverde (1996)
  - 82.5 Steve M'Nair (2006)
  - 81.2 Tony Banks (1999)

- Game (min. 15 att.)**
- 136.8 **Kyle Boller** (12/19/05 vs. GB)
  - 134.7 Tony Banks (12/5/99 vs. Ten.)
  - 133.3 Eric Zeier (9/27/98 vs. Cin.)

### Most Pass Attempts

- Career**
- 1,311 **Kyle Boller** (2003-07)
  - 1,019 Vinny Testaverde (1996-97)
  - 673 Steve M'Nair (2006-07)

- Season**
- 549 Vinny Testaverde (1996)
  - 470 Vinny Testaverde (1997)
  - 468 Steve M'Nair (2006)

- Game**
- 63 Elvis Grbac (9/23/01 at Cin.)
  - 53 Steve M'Nair (9/30/07 at Cle.)
  - 51 Vinny Testaverde (10/27/96 vs. STL - OT)

### Most Pass Completions

- Career**
- 746 **Kyle Boller** (2003-07)
  - 596 Vinny Testaverde (1996-97)
  - 428 Steve M'Nair (2006-07)

- Season**
- 325 Vinny Testaverde (1996)
  - 295 Steve M'Nair (2006)
  - 271 Vinny Testaverde (1997)

- Game**
- 34 Steve M'Nair (9/30/07 at Cle.)
  - 33 Elvis Grbac (9/23/01 at Cin.)
  - 32 Vinny Testaverde (10/19/97 vs. Mia.)

### Most Passing Yardage

- Career**
- 7,846 **Kyle Boller** (2003-07)
  - 7,148 Vinny Testaverde (1996-97)
  - 4,163 Steve M'Nair (2006-07)

## Season

- 4,177 Vinny Testaverde (1996)
- 3,050 Steve M'Nair (2006)
- 3,033 Elvis Grbac (2001)

## Game

- 429 Vinny Testaverde (10/27/96 vs. STL - OT)
- 373 Steve M'Nair (11/12/06 at Ten.)
- 366 Vinny Testaverde (11/24/96 vs. Jax. - OT)

## Most 400-Yard Passing Games

- Career**
- 1 Vinny Testaverde (1996-97)

- Season**
- 1 Vinny Testaverde (1996)

## Most 300-Yard Passing Games

- Career**
- 8 Vinny Testaverde (1996-97)
  - 2 Steve M'Nair (2006-07)
  - Jeff Blake (2002)
  - Eric Zeier (1996-97)

- Season**
- 5 Vinny Testaverde (1996)
  - 2 Jeff Blake (2002)
  - Eric Zeier (1997)
  - 1 Steve M'Nair (2007, 2006)
  - Kyle Boller** (2003)

## Longest Completion

- 92 Eric Zeier to Derrick Alexander (12/7/97 vs. Sea.)
- 87t Steve M'Nair to **Mark Clayton** (12/10/06 at KC)
- 86t Vinny Testaverde to Michael Jackson (12/22/96 vs. Hou.)

## Highest Completion Percentage

- Career (min. 450 att.)**
- 63.6 Steve M'Nair (2006-07)
  - 58.5 Vinny Testaverde (1996-97)
  - 56.9 **Kyle Boller** (2003-07)

- Season (min. 225 att.)**
- 63.0 Steve M'Nair (2006)
  - 61.7 Anthony Wright (2005)
  - 61.1 **Kyle Boller** (2007)

- Game (min. 20 att.)**
- 80.0 Elvis Grbac (10/21/01 at Cle.) 16 of 20
  - Elvis Grbac (9/9/01 vs. Chi.) 24 of 30
  - 79.4 Jim Harbaugh (11/1/98 vs. Jax.) 27 of 34
  - 77.8 Steve M'Nair (12/10/06 at KC) 21 of 27

## Highest Average Gain Per Attempt

- Career (min. 450 att.)**
- 7.01 Vinny Testaverde (1996-97)
  - 6.49 Elvis Grbac (2001)
  - 6.25 Tony Banks (1999-2000)

- Season (min. 225 att.)**
- 7.61 Vinny Testaverde (1996)
  - 7.06 Jeff Blake (2002)
  - 6.68 Tony Banks (1999)

- Game (min. 15 att.)**
- 12.92 Jeff Blake (12/29/02 at Pit.), 26-336
  - 12.70 Eric Zeier (9/27/98 vs. Cin.), 20-254
  - 11.33 **Kyle Boller** (12/17/06 vs. Cle.), 13-238

## Most TDs

- Career**
- 51 Vinny Testaverde (1996-97)
  - 45 **Kyle Boller** (2003-07)
  - 25 Tony Banks (1999-2000)

# BALTIMORE RAVENS INDIVIDUAL RECORDS

## Season

- 33 Vinny Testaverde (1996)
- 18 Vinny Testaverde (1997)
- 17 Tony Banks (1999)

## Game

- 5 Tony Banks (9/10/00 vs. Jax.)
- 4 **Kyle Boller** (12/12/04 vs. NYG)
- Anthony Wright (11/23/03 vs. Sea.)
- Tony Banks (12/5/99 vs. Ten.)
- Vinny Testaverde (10/20/96 at Den.)

## Most Games, 4 TD Passes

### Career

- 2 Tony Banks (1999-2000)
- 1 **Kyle Boller** (2003-07)
- Anthony Wright (2002-05)
- Vinny Testaverde (1996-97)

### Season

- 1 **Kyle Boller** (2004)
- Anthony Wright (2003)
- Tony Banks (1999, 2000)
- Vinny Testaverde (1996)

## Most Games, 3 or More TD Passes

### Career

- 10 Vinny Testaverde (1996-97)
- 5 **Kyle Boller** (2003-07)
- 4 Tony Banks (1999-2000)

### Season

- 7 Vinny Testaverde (1996)
- 3 **Kyle Boller** (2005)
- 3 Tony Banks (1999)

## Most Consecutive Games, 3 or More TD Passes

- 4 Vinny Testaverde (5th-8th, 1996)
- 3 Tony Banks (12th-14th, 1999)

## Most Consecutive Games, TD Passes

- 13 Vinny Testaverde (13th, 1996-9th, 1997)
- 6 Tony Banks (10th-15th, 1999)
- 5 **Kyle Boller** (10th-14th, 2007)
- Trent Dilfer (11th-16th, 2000)

## Most Consecutive Passes Attempted Not Intercepted

- 175 Eric Zeier (11/9/97 - 9/20/98)
- 162 Steve McNair (11/12/06 - 12/24/06)
- 93 Vinny Testaverde (11/3/96 - 12/1/96)

## Most Passes Had Intercepted

### Career

- 44 **Kyle Boller** (2003-07)
- 34 Vinny Testaverde (1996-97)
- 18 Elvis Grbac (2001)

### Season

- 19 Vinny Testaverde (1996)
- 18 Elvis Grbac (2001)
- 15 Vinny Testaverde (1997)

### Game

- 4 Elvis Grbac (11/18/01 vs. Cle.)
- Vinny Testaverde (11/3/96 vs. Cin.)

## Most Pass Attempts, No Interceptions, Game

- 50 Vinny Testaverde (11/24/96 vs. Jax.)
- 47 Vinny Testaverde (10/19/97 vs. Mia.)
- 43 Steve McNair (11/30/06 at Cin.)

## Lowest Percentage, Passes Had Intercepted

### Career (min. 450 att.)

- 2.4 Steve McNair (2006-07)
- 2.7 Tony Banks (1999-2000)
- 3.3 Vinny Testaverde (1996-97)

## Season (min. 225 att.)

- 2.4 **Kyle Boller** (2004)
- 2.5 Tony Banks (1999)
- 2.6 Steve McNair (2006)

## Most Times Sacked

### Career

- 102 **Kyle Boller** (2003-07)
- 54 Vinny Testaverde (1996-97)
- 53 Tony Banks (1999-2000)

### Season

- 35 **Kyle Boller** (2004)
- 34 Vinny Testaverde (1996)
- 33 Tony Banks (1999)

### Game

- 7 Jeff Blake (11/17/02 at Mia.)
- Tony Banks (11/21/99 at Cin.)
- Eric Zeier (12/21/97 at Cin.)

# RECEIVING

## Most Pass Receptions

### Career

- 339 **Todd Heap** (2001-07)
- 257 **Derrick Mason** (2005-07)
- 204 Travis Taylor (2000-04)
- 191 Qadry Ismail (1999-01)
- 183 Michael Jackson (1996-98)

### Season

- 103 **Derrick Mason** (2007)
- 86 **Derrick Mason** (2005)
- 76 Michael Jackson (1996)
- 75 **Todd Heap** (2005)
- 74 Qadry Ismail (2001)

### Game

- 13 Priest Holmes (10/11/98 vs. Ten.) - RB
- 11 **Derrick Mason** (10/7/07 at SF)
- 10 **Derrick Mason** (9/30/07 at Cle.)
- Floyd Turner (12/13/98 vs. Min.)

## Most Seasons, 50 or More Receptions

- 4 **Todd Heap** (2006, 2005, 2003, 2002)
- 3 **Derrick Mason** (2007, 2006, 2005)
- 2 4 different players

## Most Consecutive Games, Receptions

- 74 **Todd Heap** (2002-07)
- 31 Shannon Sharpe (2000-01)
- 30 Derrick Alexander (1996-97)

## Most Receiving Yardage

### Career

- 3,897 **Todd Heap** (2001-07), 339 rec.
- 2,910 **Derrick Mason** (2005-07), 257 rec.
- 2,819 Qadry Ismail (1999-2001), 191 rec.

### Season

- 1,201 Michael Jackson (1996), 76 rec.
- 1,105 Qadry Ismail (1999), 68 rec.
- 1,099 Derrick Alexander (1996), 62 rec.
- 1,087 **Derrick Mason** (2007), 103 rec.
- 1,073 **Derrick Mason** (2005), 86 rec.

### Game

- 258 Qadry Ismail (12/12/99 at Pit.), 6 rec.
- 198 Derrick Alexander (12/1/96 vs. Pit.), 7 rec.
- 150 Derrick Alexander (12/7/97 vs. Sea.), 6 rec.
- Michael Jackson (11/24/96 vs. Jax.), 9 rec.

## Most Receiving Yardage in a Half

- 210 Qadry Ismail (12/12/99 at Pit.), 4 rec.
- 166 Derrick Alexander (12/1/96), 5 rec.



# BALTIMORE RAVENS INDIVIDUAL RECORDS

## Most Seasons, 1,000 or More Yards, Receiving

- 2 **Derrick Mason** (2007, 2005)  
Qadry Ismail (2001, 1999)  
Derrick Alexander (1997, 1996)

## Most Games, 100 or More Yards, Receiving

### Career

- 6 **Mark Clayton** (2005-07)  
Derrick Alexander (1996-97)  
Qadry Ismail (1999-2001)  
Michael Jackson (1996-98)

### Season

- 4 **Mark Clayton** (2006)  
Michael Jackson (1996)  
Qadry Ismail (1999)  
Derrick Alexander (1996, 1997)

## Most Consecutive Games, at Least 100 Yards, Receiving

- 3 Qadry Ismail (1999)
- 2 Floyd Turner (1996, 1998)  
Michael Jackson (1996, 1997)

## Longest Pass Reception

- 92 **Derrick Alexander** (12/7/97 vs. Sea.)
- 87t **Mark Clayton** (12/10/06 at KC)
- 86t Michael Jackson (12/22/96 vs. Hou.)

## Average Gain Per Reception

### Career (min. 40 receptions)

- 16.6 **Derrick Alexander** (1996-97), 127 rec.
- 16.3 **Demetrius Williams** (2006-07), 42 rec.
- 15.5 **Patrick Johnson** (1998-2001, 2005), 60 rec.

### Season (min. 25 receptions)

- 19.1 **Jermaine Lewis** (1998), 41 rec.
- 18.1 **Patrick Johnson** (1999), 29 rec.
- 17.7 **Derrick Alexander** (1996), 62 rec.

### Game (min. 3 receptions)

- 43.0 Qadry Ismail (12/12/99 at Pit.), 6-258
- 34.5 Travis Taylor (10/19/03 at Cin.), 4-138
- 31.8 Travis Taylor (11/3/02 at Atl.), 4-127

## Most TD Receptions

### Career

- 27 **Todd Heap** (2001-07)
- 18 Qadry Ismail (1999-2001)  
Michael Jackson (1996-98)  
Derrick Alexander (1996-97)

### Season

- 14 Michael Jackson (1996)
- 9 **Derrick Alexander** (1996, 1997)
- 7 **Todd Heap** (2005)  
Qadry Ismail (2001)

### Game

- 4 Marcus Robinson (11/23/03 vs. Sea.)
- 3 Qadry Ismail (12/12/99 at Pit.)  
Michael Jackson (12/22/96 vs. Hou.)
- 2 17 times by 9 players, last by  
**Mark Clayton** (10/15/06 vs. Car.)

## Most Consecutive Games, TD Receptions

- 5 Michael Jackson (1996, 7th-11th games)
- 4 **Derrick Alexander** (1997, 6th-9th games)
- 3 **Todd Heap** (2006, 2nd-4th games)



TE Todd Heap is the all-time leader in every Ravens receiving category

## INTERCEPTIONS

### Most Interceptions

#### Career

- 34 **Ed Reed** (2002-07)
- 25 **Ray Lewis** (1996-2007)
- 23 **Chris McAlister** (1999-2007)
- 20 Duane Starks (1998-2001)  
Rod Woodson (1998-2001)

#### Season

- 9 **Ed Reed** (2004)
- 7 **Ed Reed** (2007, 2003)  
Rod Woodson (1999)
- 6 **Ray Lewis** (2003)  
**Chris McAlister** (2006)  
Duane Starks (2000)  
Rod Woodson (1998)

#### Game

- 2 14 times by 11 players, last by  
**David Pittman** (12/30/07 vs. Pit.)

### Most Consecutive Games With an Interception

- 5 Eric Turner (10/27/96-11/24/96)
- 3 5 times by 3 players, last by  
**Ed Reed** (9/30/07-10/14/07)

### Most Yards Gained After Interceptions

#### Career

- 880 **Ed Reed** (2002-07)
- 458 **Chris McAlister** (1999-2007)
- 421 **Ray Lewis** (1996-2007)
- 380 Rod Woodson (1998-2001)

#### Season

- \*358 **Ed Reed** (2004)
- 195 Rod Woodson (1999)
- 167 **Ed Reed** (2002)

#### Game

- 106t **Ed Reed** (11/07/04 vs. Cle.)
- 98 **Chris McAlister** (12/24/00 vs. NYJ)  
Chad Williams (12/1/02 at Cin.)
- 94 **Ray Lewis** (12/23/01 vs. Cin.)  
Chad Williams (10/24/04 vs. Buf.)
- 90 **Ed Reed** (9/26/04 at Cin.)

### Longest Interception Return

- \*106t **Ed Reed** (11/7/04 vs. Cle.)
- 98t **Chris McAlister** (12/24/00 vs. NYJ)  
Chad Williams (12/1/02 at Cin.)
- 94 Chad Williams (10/24/04 vs. Buf.)
- 83t **Chris McAlister** (10/12/03 at Ari.)
- 78 **Ed Reed** (11/14/04 at NYJ)

### Highest Average on Interception Returns

#### Career (min. 3 INTs)

- 40.0 Chad Williams (2002-05, 8-320)
- 28.8 Deion Sanders (2004-05, 5-144)
- 25.9 **Ed Reed** (2002-07, 34-880)
- 24.7 Kim Herring (1998-2000, 3-74)

### Most TDs on Interception Returns

#### Career

- 5 **Chris McAlister** (1999-2007)  
Rod Woodson (1998-2001)
- 3 **Ed Reed** (2002-07)  
Chad Williams (2002-05)

#### Season

- 2 Rod Woodson (2000, 1998)

#### Game

- 1 28 times by 14 players last by **Ray Lewis**  
(11/18/07 vs. Cle.)

\* NFL Record

# 1 Received Lateral for INT-TD Return, 11/5/06

# BALTIMORE RAVENS INDIVIDUAL RECORDS

## PUNTING

### Most Punts

#### Career

364	Kyle Richardson (1998-2001)
327	Dave Zastudil (2002-05)
164	<b>Sam Koch</b> (2006-07)

#### Season

103	Kyle Richardson (1999)
90	Kyle Richardson (1998)
89	Dave Zastudil (2003)

#### Game

10	<b>Sam Koch</b> (11/05/07 at Pit.)
	Nick Murphy (11/28/04 at NE)
	Kyle Richardson (12/24/00 vs. NYJ)
	Kyle Richardson (9/20/98 at Jax.)

### Longest Punt

67	Dave Zastudil (9/28/03 vs. KC)
	Kyle Richardson (12/27/98 vs. Det.)
	Greg Montgomery (9/29/96 vs. NO)

### Highest Punting Average

#### Career (min. 100)

43.2	<b>Sam Koch</b> (2006-07)
	Greg Montgomery (1996-97)
41.6	Dave Zastudil (2002-05)

#### Season

43.9	Kyle Richardson (1998)
43.8	Greg Montgomery (1999)
43.6	<b>Sam Koch</b> (2007)

#### Game (min. 4 punts)

52.5	Dave Zastudil (9/30/02 vs. Den.), 6-315
50.8	<b>Sam Koch</b> (10/21/07 at Buf.), 6-305
	<b>Sam Koch</b> (10/14/07 vs. STL), 5-254

### Most Punts Inside the 20

#### Career

128	Kyle Richardson (1998-2001)
89	Dave Zastudil (2002-05)
50	<b>Sam Koch</b> (2006-07)

#### Season

*39	Kyle Richardson (1999)
35	Kyle Richardson (2000)
31	Dave Zastudil (2002)

#### Game

5	Dave Zastudil (11/17/02 at Mia.)
	Kyle Richardson (12/23/01 vs. Cin.)
4	15 times (last: Dave Zastudil, 12/19/04 at Ind.)

### Most Consecutive Punts, None Blocked

177	Dave Zastudil (12/15/02-9/18/05)
-----	----------------------------------

### Most Punts Had Blocked

#### Career

5	Kyle Richardson (1998-2001)
3	Dave Zastudil (2002-05)

#### Season

2	Dave Zastudil (2002)
	Kyle Richardson (1998, 2001)

#### Game

2	Dave Zastudil (12/8/02 vs. NO)
1	8 times, last by <b>Sam Koch</b> (12/9/07 vs. Ind.)

\*NFL Record



## PUNT RETURNS

### Most Punt Returns

#### Career

231	Jermaine Lewis (1996-2001)
121	B.J. Sams (2004-07)
60	Lamont Brightful (2002-03)

#### Season

57	Jermaine Lewis (1999)
55	B.J. Sams (2004)
45	Lamont Brightful (2003)

#### Game

7	B.J. Sams (11/14/04 at NYJ)
	Jermaine Lewis (12/19/99 vs. NO)
	Jermaine Lewis (11/7/99 at Cle.)
	James Roe (11/16/97 vs. Phi. - OT)

### Most Fair Catches

#### Career

72	Jermaine Lewis (1996-2001)
30	Lamont Brightful (2002-03)
26	B.J. Sams (2004-07)

#### Season

20	Lamont Brightful (2003)
18	Jermaine Lewis (1999)

#### Game

4	Jermaine Lewis (11/19/00 vs. Dal.)
	Jermaine Lewis (10/31/99 vs. Buf.)

### Most Yards Gained on Punt Returns

#### Career

2,730	Jermaine Lewis (1996-2001)
1,320	B.J. Sams (2004-07)
592	Lamont Brightful (2002-03)

#### Season

578	Jermaine Lewis (2000)
575	B.J. Sams (2004)
519	Jermaine Lewis (2001)

#### Game

184	Jermaine Lewis (12/7/97 vs. Sea.)
173	Jermaine Lewis (12/24/00 vs. NYJ)
121	B.J. Sams (11/19/06 vs. Atl.)

### Longest Punt Return

95t	Lamont Brightful (11/10/02 vs. Cin.)
89t	Jermaine Lewis (12/24/00 vs. Cin.)
	Jermaine Lewis (12/7/97 vs. Sea.)
87t	Jermaine Lewis (9/27/98 vs. Cin.)

### Highest Average

#### Career (min. 60 returns)

11.8	Jermaine Lewis (1996-2001)
10.9	B.J. Sams (2004-07)
9.9	Lamont Brightful (2002-03)

#### Season (min. 15 returns)

16.1	Lamont Brightful (2002)
	Jermaine Lewis (2000)
15.6	Jermaine Lewis (1997)

#### Game (min. 3 returns)

43.3	Jermaine Lewis (12/24/00 vs. NYJ)
40.3	B.J. Sams (11/19/06 vs. Atl.)
36.8	Jermaine Lewis (12/7/97 vs. Sea.)

### Most Touchdowns

#### Career

6	Jermaine Lewis (1996-2001)
2	B.J. Sams (2004-07)

#### Season

2	B.J. Sams (2004)
	Jermaine Lewis (2000, 1998, 1997)

#### Game

2	Jermaine Lewis (12/24/00 vs. NYJ)
	Jermaine Lewis (12/7/97 vs. Sea.)

# BALTIMORE RAVENS INDIVIDUAL RECORDS

## KICKOFF RETURNS

### Most Kickoff Returns

#### Career

139	Jermaine Lewis (1996-2001)
138	B.J. Sams (2004-07)
123	Corey Harris (1998-2001)

#### Season

59	B.J. Sams (2004)
46	<b>Yamon Figs</b> (2007)
44	B.J. Sams (2005)

#### Game

8	Corey Harris (12/13/98 vs. Min.)
	B.J. Sams (11/27/05 at Cin.)
7	3 times by 3 players, last by <b>Yamon Figs</b> (12/9/07 vs. Ind.)

### Most Yards Gained on Kickoff Returns

#### Career

3,161	B.J. Sams (2004-07)
3,153	Jermaine Lewis (1996-2001)
2,950	Corey Harris (1998-2001)

#### Season

1,251	B.J. Sams (2004)
1,138	<b>Yamon Figs</b> (2007)
1,039	Jermaine Lewis (2001)

#### Game

243	Corey Harris (12/13/98 vs. Min.)
196	<b>Yamon Figs</b> (12/9/07 vs. Ind.)
193	Corey Harris (11/29/98 vs. Ind.)

### Longest Kickoff Return

97t	Patrick Johnson (12/13/98 vs. Min.)
95t	Corey Harris (12/13/98 vs. Min.)
94t	<b>Yamon Figs</b> (12/9/07 vs. Ind.)

### Highest Average

#### Career (min. 40 returns)

24.7	<b>Yamon Figs</b> (2007), 46-1,138
24.0	Corey Harris (1998-2001), 123-2,950
22.9	B.J. Sams (2004-07), 138-3,161

#### Season (min. 20)

27.6	Corey Harris (1998), 35-965
25.7	B.J. Sams (2006), 30-772
24.7	3 different players, last by <b>Yamon Figs</b> (2007), 46-1,138

#### Game (min. 3 returns)

46.7	B.J. Sams (12/11/05 at Den.), 3-140
43.3	Corey Harris (11/28/99 vs. Jax.), 3-130
40.8	B.J. Sams (9/17/06 vs. Oak.), 4-163

### Most TDs

#### Career

1	<b>Yamon Figs</b> (2007)
	Corey Harris (1998-2001)
	Patrick Johnson (1998-2001, 2005)

#### Season

1	<b>Yamon Figs</b> (2007)
	Corey Harris (1998)
	Patrick Johnson (1998)

#### Game

1	<b>Yamon Figs</b> (12/9/07 vs. Ind., 94 yards)
	Patrick Johnson (12/13/98 vs. Min., 97 yards)
	Corey Harris (12/13/98 vs. Min., 95 yards)



In 2007, WR/RS Yamon Figs posted PR and KOR TDs in his rookie campaign.

## COMBINED KICK RETURNS

### Most Combined Kick Returns

#### Career

370	Jermaine Lewis (1996-2001)
259	B.J. Sams (2004-07)

#### Season

114	B.J. Sams (2004)
84	Jermaine Lewis (2001)

#### Game

11	B.J. Sams (11/14/04 at NYJ)
10	B.J. Sams (11/27/05 at Cin.)
9	5 times, last by <b>Cory Ross</b> (12/17/06 vs. Cle.)

### Most Combined Kick Return Yardage

#### Career

5,883	Jermaine Lewis (1996-2001)
4,481	B.J. Sams (2004-07)
2,950	Corey Harris (1998-2001)

#### Season

1,826	B.J. Sams (2004)
1,558	Jermaine Lewis (2001)
1,399	B.J. Sams (2005)

#### Game

275	Jermaine Lewis (12/7/97 vs. Sea.)
250	B.J. Sams (10/4/04 vs. KC)
243	Corey Harris (12/13/98 vs. Min.)

### Most Touchdowns

#### Career

6	Jermaine Lewis, 6 PR (1996-2001)
2	<b>Yamon Figs</b> , 1 PR & 1 KOR (2007)
	B.J. Sams, 2 PR (2004-07)

#### Season

2	<b>Yamon Figs</b> , 1 PR & 1 KOR (2007)
	B.J. Sams, 2 PR (2004)
	Jermaine Lewis, 2 PR (2000, 1998, 1997)

#### Game

2	Jermaine Lewis, 2 PR (12/24/00 vs. NYJ)
	Jermaine Lewis, 2 PR (12/7/97 vs. Sea.)

## FUMBLES

### Fumbles

#### Career

36	<b>Kyle Boller</b> (2003-07)
33	Jamal Lewis (2000-06)
20	Vinny Testaverde (1996-97)

#### Season

11	<b>Kyle Boller</b> (2004)
	Tony Banks (1999)
	Vinny Testaverde (1997)

#### Game

3	8 times, last by Steve McNair (9/10/07 at Cin.)
---	---

### Most Opponent Fumbles Forced

#### Career

17	<b>Terrell Suggs</b> (2003-07)
15	Adaluis Thomas (2000-06)
12	Peter Boulware (1997-2005)

#### Season

6	<b>Terrell Suggs</b> (2005)
	<b>Terrell Suggs</b> (2003)
	Jamie Sharper (2000)

#### Game

2	7 times, last by <b>Terrell Suggs</b> (1/1/06 at Cle.)
---	--

# BALTIMORE RAVENS INDIVIDUAL RECORDS

## Most Opponent Fumbles Recovered

### Career

- 12 **Ray Lewis** (1996-2007)
- 9 **Terrell Suggs** (2003-07)
- 8 Rob Burnett (1996-2001)

### Season

- 5 Rob Burnett (2000)
- 4 **Terrell Suggs** (2003)
- Adalius Thomas (2005)
- Corey Harris (2001)
- Rod Woodson (2000)

### Game

- 2 **Kelly Gregg** (9/17/06 vs. Oak.)
- Fernando Smith (10/3/99 at Atl.)

## Longest Fumble Return (Opponents Fumble)

### Career

- 59 **Kelly Gregg** (2000-07)
- 57t Adalius Thomas (2000-2006)
- 36 Anthony Pleasant (1996)

### Season

- 59 **Kelly Gregg** (2006)
- 57t Adalius Thomas (2006)
- 36 Anthony Pleasant (1996)

### Game

- 59 **Kelly Gregg** (9/17/06 vs. Oak.)
- 57t Adalius Thomas (11/26/06 vs. Pit.)
- 36 Anthony Pleasant (11/17/96 at SF)

## Most TDs on Fumble Returns (Ravens Recovered Opp. Fumble)

### Career

- 3 Adalius Thomas (2000-06)
- 1 **Ed Reed** (2002-07)
- Jamie Sharper (1997-2001)

### Season

- 2 **Adalius Thomas** (2005)
- 1 **Ed Reed** (2004)
- Adalius Thomas (2006)
- Jamie Sharper (2001)

### Game

- 1 **Ed Reed** (10/10/04 at Was.)
- Adalius Thomas (11/26/06 vs. Pit.)
- Adalius Thomas (1/1/06 at Cle.)
- Adalius Thomas (12/19/05 vs. GB)
- Jamie Sharper (1/7/02 vs. Min.)

## COMBINED YARDS

## Most Attempts

### Career

- 1,982 Jamal Lewis (2000-06)
- 551 Priest Holmes (1997-2000)
- 532 Jermaine Lewis (1996-2001)

### Season

- 413 Jamal Lewis (2003)
- 337 **Willis McGahee** (2007)
- 332 Jamal Lewis (2006)

### Game

- 40 Jay Graham (11/16/97 vs. Phi.)
- 38 Bam Morris (10/26/97 at Was.)
- 36 Priest Holmes (11/22/98 at Cin.)

## Most Yardage Gained

### Career

- 9,166 Jamal Lewis (2000-06)
- 8,001 Jermaine Lewis (1996-2001)
- 4,502 B.J. Sams (2004-07)

### Season

- 2,271 Jamal Lewis (2003)
- 2,025 Jermaine Lewis (1997)
- 1,847 B.J. Sams (2004)

### Game

- 308 Jermaine Lewis (12/7/97 vs. Sea.)
- 295 Jamal Lewis (9/14/03 vs. Cle.)
- 258 Qadry Ismail (12/12/99 at Pit.)

## SACKS

## Most Sacks

### Career

- 70.0 Peter Boulware (1997-2005)
- 51.0 Michael McCrary (1997-2002)
- 45.0 **Terrell Suggs** (2003-07)
- 38.5 Adalius Thomas (2000-06)
- 30.0 **Ray Lewis** (1996-2007)

### Season

- 15.0 Peter Boulware (2001)
- 14.5 Michael McCrary (1998)
- 13.0 **Trevor Pryce** (2006)
- 12.0 **Terrell Suggs** (2003, rookie)
- 11.5 Peter Boulware (1997, rookie)
- Michael McCrary (1999)

### Game

- 4.0 Peter Boulware (1/7/02 vs. Min.)
- Michael McCrary (11/8/98 vs. Oak.)
- 3.5 Jamie Sharper (11/12/01 at Ten.)
- Michael McCrary (12/5/99 vs. Ten.)
- 3.0 **Terrell Suggs** (12/4/05 vs. Hou.)
- Michael McCrary (12/26/99 vs. Cin.)
- Michael McCrary (11/16/97 vs. Phi.)
- Bennie Thompson (11/10/96 at Jax.)

## Most Sack Yardage

### Career

- 428 Peter Boulware (1997-2005)
- 350 Michael McCrary (1997-2002)
- 343.5 **Terrell Suggs** (2003-07)
- 242 Adalius Thomas (2000-06)
- 193.5 **Ray Lewis** (1996-2007)

### Season

- 120.5 Michael McCrary (1998)
- 113.5 **Trevor Pryce** (2006)
- 97 **Terrell Suggs** (2003, rookie)
- 86.5 Peter Boulware (2001)
- 83.5 **Terrell Suggs** (2004)

### Game

- 35 Michael McCrary (11/8/98 vs. Oak.)
- 29.5 Adalius Thomas (12/2/01 vs. Ind.)
- 27 Michael McCrary (11/16/97 vs. Phi.)
- 25 **Ray Lewis** (11/26/00 vs. Cle.)
- 24 **Terrell Suggs** (12/4/05 vs. Hou.)
- Michael McCrary (12/26/99 vs. Cin.)



OLB Terrell Suggs tallied 45 sacks in 5 seasons.

# BALTIMORE RAVENS INDIVIDUAL RECORDS

## TACKLES

### Most Tackles

#### Career

2,022	<b>Ray Lewis</b> (1996-2007)
616	<b>Kelly Gregg</b> (2001-07)
522	Jamie Sharper (1997-2001)
502	Peter Boulware (1997-2005)
472	Ed Hartwell (2001-04)
471	<b>Chris McAlister</b> (1999-2007)
457	Michael McCrary (1997-2002)
436	Adalius Thomas (2000-06)
418	<b>Ed Reed</b> (2002-07)
404	<b>Bart Scott</b> (2002-07)
386	Rob Burnett (1996-2001)
372	<b>Terrell Suggs</b> (2003-07)
340	Rod Woodson (1998-2001)
313	Tony Siragusa (1997-2001)
292	Stevon Moore (1996-99)


#### Season

225	<b>Ray Lewis</b> (2003)
210	<b>Ray Lewis</b> (1997)
200	<b>Ray Lewis</b> (2004)
198	<b>Ray Lewis</b> (1999)
196	<b>Ray Lewis</b> (2001)

#### Game

25	<b>Ray Lewis</b> (9/14/97 at NYG)
23	<b>Ray Lewis</b> (11/18/07 vs. Cle.)
22	<b>Ray Lewis</b> (10/1/06 vs. SD)
	<b>Ray Lewis</b> (12/14/97 vs. Ten.)
20	<b>Ray Lewis</b> (9/30/02 vs. Den.)
	<b>Ray Lewis</b> (10/15/00 at Was.)
19	<b>Ray Lewis</b> (9/30/07 at Cle.)
	<b>Bart Scott</b> (10/1/06 vs. SD)
	<b>Ray Lewis</b> (11/30/03 vs. SF)
	<b>Ray Lewis</b> (9/28/03 vs. KC)
	<b>Ray Lewis</b> (9/15/02 vs. TB)
	<b>Ray Lewis</b> (10/10/99 at Ten.)

*Note: Tackles are not an official statistic recognized by the National Football League. Ravens tackles are determined by the coaching team after reviewing game video.*



LB Ray Lewis, a 2-time NFL Defensive Player of the Year (2000 & 2003), holds every major Ravens tackle record. A 9-time Pro Bowler, Lewis has registered 2,022 tackles during his 12-year NFL career and also ranks 1st in franchise history with 11...

## 100 HARD TO COME BY

Since 2003, there have only been 12 occasions when a player has rushed for 100 or more yards against the Baltimore Ravens. Entering the 2008 season, that ranks as the 2nd-best mark in the NFL. Here are the top 5 teams and 100-yard rushers they've allowed since '03:

### 100-YARD RUSHERS ALLOWED (Fewest Since 2003)

Rk. Team	100-Yard Rushers
1. Pittsburgh	8
2. <b>Baltimore</b>	<b>12</b>
3. Dallas	13
4. Jacksonville	14
5. San Diego	17





# BALTIMORE RAVENS TEAM RECORDS

## VICTORIES

### Most Games Won, Season

13	2006
12	2000
10	2003, 2001

### Most Consecutive Games Won

8	2000-01 (final 7 through 1st)
7	2000
5	2006
4	1999

### Most Home Games Won

7	2006, 2003
6	2005, 2004, 2001, 2000

### Most Consecutive Home Games Won

8	2006-07 (last 5 through 1st 3)
7	2000-01 (last 4 through 1st 3)
6	2005-06 (last 4 through 1st 2), 2003
5	2006

### Most Away Games Won

6	2006, 2000
4	1999

### Most Consecutive Away Games Won

3	2001, 2000
---	------------

## LOSSES

### Most Games Lost, Season

12	1996
11	2007

### Most Consecutive Games Lost

9	2007
---	------

### Most Home Games Lost, Season

4	2007, 2002, 1999, 1998, 1997, 1996
---	------------------------------------

### Most Consecutive Home Games Lost

4	2007
3	1999

### Most Away Games Lost, Season

8	2005, 1996
7	2007

### Most Consecutive Away Games Lost

11	2004-05 (final 3 through all 8)
8	2005, 1996
5	2007

## SCORING

### Most Points Scored

#### Season

391	2003
371	1996
353	2006

#### Game

48	12/19/05 vs. GB
44	11/30/03 vs. SF
	11/23/03 vs. Sea. - OT
	11/26/00 vs. Cle.
41	12/5/99 vs. Ten.
	11/7/99 at Cle.

\*16-game NFL record

### Most Points Scored by Opponents

#### Season

441	1996
384	2007
354	2002

#### Game

46	10/6/96 vs. NE
45	11/1/98 vs. Jax.
	10/20/96 at Den.
44	12/9/07 vs. Ind.

### Most Points Scored, Both Teams

#### Season

812	1996
672	2003
671	1997

#### Game

85	11/23/03, Bal. (44) vs. Sea. (41) OT
84	10/6/96, Bal. (38) vs. NE (46)
79	10/20/96, Bal. (34) at Den. (45)

### Fewest Points Scored

#### Season

265	2005
269	1998
275	2007

#### Game

0	11/9/97 at Pit.; 9/15/02 vs. TB
3	8 times, last 10/9/06 at Den.

### Fewest Points Scored by Opponent

#### Season

*165	2000
201	2006
265	2001

#### Game

0	9 times, last 11/26/06 vs. Pit.
3	4 times, last 12/19/05 vs. GB

### Fewest Points Scored, Both Teams

#### Season

498	2000
554	2006
564	2005

#### Game

9	11/14/99, Bal. (3) at Jax. (6)
13	10/15/00, Bal. (3) at Was. (10)
15	10/29/00, Bal. (6) vs. Pit. (9)
	11/16/03, Bal. (6) at Mia. (9)

### Most Points Overcome to Win Game

19	11/12/06 at Ten.
	(trailed 7-26, won 27-26)
17	11/23/03 vs. Sea.
	(trailed 41-24, won 44-41 in OT)
16	9/10/00 vs. Jax.
	(trailed 23-7, won 39-36)
14	4 times, last 11/14/04 at NYJ
	(trailed 14-0, won 20-17 in OT)

### Largest Blown Lead to Lose Game

21	10/5/97 vs. Pit. (led 21-0, lost 42-34)
18	11/3/96 vs. Cin. (led 21-3, lost 24-21)
17	12/5/04 vs. Cin. (led 20-3, lost 27-26)

### Most Points, Each Half

#### 1st

31	vs. Cle. (11/26/00)
	vs. Den. (9/30/02)
28	at NO (10/29/06)

# BALTIMORE RAVENS TEAM RECORDS

## 2nd

38	vs. Sea. (11/23/03) (plus 3 in OT)
32	vs. Jax. (9/10/00)
30	vs. Dal. (11/21/04)

## Most Points, Both Teams, Half

### 1st

55	11/1/98, Bal. (13) vs. Jax. (42)
45	9/8/96, Bal. (17) at Pit. (28)
44	12/9/07, Bal. (7) vs. Ind. (37)

### 2nd

62	11/23/03, Bal. (38, 3 in OT) vs. Sea (24)
54	11/27/05, Bal. (29) at Cin. (25)
50	10/6/96, Bal. (24) vs. NE (26)

## Most Points Scored, Each Quarter

### 1st

14	5 times, last on 11/5/06 vs. Cin.
----	-----------------------------------

### 2nd

31	9/30/02 vs. Den.
24	11/26/00 vs. Cle.
21	10/29/06 at NO 11/5/00 at Cin.

### 3rd

21	4 times, last 11/23/03 vs. Sea.
----	---------------------------------

### 4th

21	12/21/03 at Cle.
20	11/30/03 vs. SF
17	7 times, last on 11/23/03 vs. Sea.

### OT

6	10/3/99 at Atl. 10/27/96 vs. STL
3	4 times, last 11/20/05 vs. Pit.

## Most Points Allowed, Each Quarter

### 1st

23	12/9/07 vs. Ind
17	9/10/00 vs. Jax. 11/29/98 vs. Ind.

### 2nd

28	11/1/98 vs. Jax.
22	11/25/07 at SD
21	3 times, last 12/23/07 at Sea.

### 3rd

17	11/27/05 at Cin. 11/23/03 vs. Sea. 12/2/01 vs. Ind.
----	---

### 4th

24	12/5/04 vs. Cin.
23	11/28/99 vs. Jax.
21	3 times, last 10/6/02 at Cle.

### OT

6	12/16/07 at Mia.
3	3 times, last 11/16/03 at Mia.

## Most Points, Both Teams, Each Quarter

### 1st

26	12/13/98, Bal. (14) vs. Min. (12)
----	-----------------------------------

### 2nd

34	11/1/98, Bal. (6) vs. Jax. (28)
----	---------------------------------

### 3rd

38	11/23/03, Bal. (21) vs. Sea. (17)
----	-----------------------------------

### 4th

35	10/6/96, Bal. (24) vs. NE (11)
----	--------------------------------

### OT

6	3 times, last 12/16/07, Bal. (0) at Mia. (6)
---	--

## Most Consecutive Games Scoring

94	2002 (final 14) - present
71	1997 (final 6) - 2002 (1st game)
25	1996 (all 16) - 1997 (1st 9)

## Most TDs

## Season

45	1996
41	2003
38	2006

## Game

6	12/19/05 vs. GB
5	11 times, last 10/29/06 at NO

## Fewest TDs

### Season

25	2005
28	2007
29	1998

### Game

0	21 times, last 10/9/06 at Den.
---	--------------------------------

## Most TDs by Opponents

### Season

50	1996
39	2007, 1997
38	2002

### Game

6	4 times, last 12/9/07 vs. Ind.
---	--------------------------------

## Fewest TDs by Opponents

### Season

18	2000
21	2006
27	2004

### Game

0	25 times, last on 10/14/07 vs. STL
---	------------------------------------

## Most Consecutive Games Scoring TDs

25	1996 (16) - 1997 (9)
----	----------------------

## Most (1-Point) PAT

### Season

37	2006
35	2003
34	1996

### Game

6	12/19/05 vs. GB
5	8 times, last 10/29/06 vs. NO

## Most (1-Point) PAT by Opponents

### Season

41	1996
36	2007
35	1998

### Game

6	4 times, last 12/9/07 vs. Ind.
---	--------------------------------

## Fewest (1-Point) PAT

### Season

23	2005
24	1998
25	2001

## Fewest (1-Point) PAT by Opponents

### Season

15	2000
20	2006
24	2004

## Most (2-Point) PAT

### Season

5	1996
4	2003
2	4 times, last 2002

## Game

# BALTIMORE RAVENS TEAM RECORDS

- 3 10/6/96 vs. NE
- 2 10/19/03 at Cin.
- 1 16 times, last 11/27/05 at Cin.

## Most (2-Point) PAT by Opponent

### Season

- 7 1996
- 4 1999
- 2 2002, 1997

### Game

- 2 11/28/99 vs. Jax.  
10/6/96 vs. NE
- 1 16 times, last 9/10/07 at Cin.

## Most Field Goals Attempted

### Season

- 40 2003
- 39 2000
- 35 2005, 2001

### Game

- 6 9/21/97 at Ten.
- 5 11 times, last 12/16/07 at Mia.

## Most Field Goals Made

### Season

- 35 2000
- 34 2003
- 30 2005, 2001

### Game

- 5 4 times, last 10/14/07 vs. STL

## Fewest Field Goals Attempted

### Season

- 25 1996
- 26 2002
- 28 1998

## Fewest Field Goals Made

### Season

- 19 1996
- 21 2002, 1998
- 26 1997

## Most Field Goals Attempted by Opponent

### Season

- 43 2007
- 34 1997
- 33 2002, 2001

### Game

- 7 11/11/07 vs. Cin
- 6 12/13/98 vs. Min.
- 5 7 times, last 11/18/07 vs. Cle.

## Most Field Goals Made by Opponent

### Season

- 37 2007
- 29 2005, 2002
- 28 2003, 1996

### Game

- 7 11/11/07 vs. Cin
- 6 12/13/98 vs. Min.
- 5 4 times, last 12/4/05 vs. Hou.

## Fewest Field Goals Attempted by Opponent

### Season

- 19 2000
- 23 2006
- 25 1999

## Season

- 14 2000
- 17 2006
- 19 2001, 1999

## Most Consecutive Games Scoring Field Goals

- 38 1999 (Final 6) - 2001

## Most Consecutive Games Scoring Field Goals, by Opponent

- 15 2002 (Final game) - 2003 (1st 14 games)  
1996 (2nd-16th game)

## Most Safeties

### Season

- 2 2006, 1998

### Game

- 1 7 times, last 10/1/06 vs. SD

## Most Safeties by Opponent

### Season

- 2 2002
- 1 2007, 2006, 2005, 2004, 1997, 1996

### Game

- 1 8 times, last 12/9/07 vs. Ind.

## FIRST DOWNS

### Season

- 338 1996
- 299 2001
- 292 1997

### Game

- 29 11/24/96 vs. Jax.
- 28 10/6/96 vs. NE
- 27 9/24/00 vs. Cin.

## Fewest First Downs

### Season

- 243 1998
- 259 2003, 1999
- 260 2004

### Game

- 5 11/5/07 at Pit.  
12/24/00 vs. NYJ

## Most First Downs by Opponent

### Season

- 351 1996
- 316 2002
- 306 1997

### Game

- 33 11/3/96 vs. Cin.
- 30 9/30/02 vs. Den.
- 29 9/14/97 at NYG

## Fewest First Downs by Opponent

### Season

- 216 2000
- 236 2006
- 248 2003

### Game

- 5 11/26/00 vs. Cle.
- 6 10/7/07 vs. SF

## Most First Downs Rushing

### Season

- 116 2000
- 115 2003
- 108 1996



# BALTIMORE RAVENS TEAM RECORDS

## Game

15	11/19/00 vs. Dal.
14	11/26/00 vs. Cle.
13	4 times, last 9/28/03 vs. KC

## Fewest First Downs Rushing

### Season

86	2006, 1998
87	1999
90	2002

### Game

0	9/18/05 at Ten.
1	6 times, last 11/5/07 at Pit.

## Most First Downs Rushing by Opponent

### Season

115	1996
101	1997
95	2002

### Game

15	11/3/96 vs. Cin.
14	9/8/96 at Pit.
12	4 times, last 12/26/04 at Pit.

## Fewest First Downs Rushing by Opponent

### Season

59	2006, 2000
69	2007
70	1999

### Game

0	10/29/06 at NO
	12/28/03 vs. Pit.
	12/19/99 vs. NO

## Most First Downs Passing

### Season

208	1996
180	2001
179	2006

### Game

19	9/30/07 at Cle.
	10/6/96 vs. NE
	11/24/96 vs. Jax.

## Fewest First Downs Passing

### Season

121	2003
135	2004
140	1998

### Game

3	11/9/97 at Pit.
4	8 times, last 11/5/07 at Pit.

## Most First Downs Passing by Opponent

### Season

213	1996
190	2002
180	1998, 1997

### Game

20	11/28/99 vs. Jax.
	12/13/98 vs. Min.
19	11/29/98 vs. Ind.
	12/8/96 at Cin.

## Fewest First Downs Passing by Opponent

### Season

135	2000
144	2003
151	2006

### Game

2	11/26/00 vs. Cle.
3	3 times, last 11/9/03 at STL

## Most First Downs by Penalty

### Season

27	2001
26	2005, 2002
24	1999

### Game

5	4 times, last 10/19/03 at Cin.
---	--------------------------------

## Fewest First Downs by Penalty

### Season

16	2000
17	2006, 1997, 1998
20	2007

## Most First Downs by Penalty by Opponent

### Season

37	2005
32	1999
31	2002

### Game

8	10/9/05 at Det.
7	11/15/98 at SD
6	9/14/97 at NYG

## Fewest First Downs by Penalty by Opponent

### Season

20	2001
22	2000
23	1996

## NET YARDS

### Most Total Net Yards (Rushing and Passing)

#### Season

5,723	1996
5,291	1997
5,124	2001

#### Game

479	11/19/00 vs. Dal.
478	10/27/96 vs. STL - OT
463	10/6/96 vs. NE

### Fewest Total Net Yards (Rushing and Passing)

#### Season

4,375	2004
4,498	1998
4,639	2002

#### Game

104	11/5/07 at Pit.
124	11/28/04 at NE
142	12/24/00 vs. NYJ

### Most Total Net Yards by Opponent (Rushing and Passing)

#### Season

5,889	1996
5,363	1997
5,353	2002

#### Game

548	10/20/96 at Den.
540	11/29/98 vs. Ind.
524	12/24/00 vs. NYJ

### Fewest Total Net Yards by Opponent (Rushing and Passing)

#### Season

3,967	2000
4,222	1999
4,225	2006

# BALTIMORE RAVENS TEAM RECORDS

## Game

94	9/24/00 vs. Cin.
107	10/10/04 at Was.
112	11/26/00 vs. Cle.

## Most Total Net Yards, Both Teams (Rushing and Passing)

### Game

964	10/27/96, Bal. (478) vs. STL (486) - OT
940	10/20/96, Bal. (392) at Den. (548)
854	11/29/98, Bal. (314) vs. Ind. (540)

## Fewest Total Net Yards, Both Teams (Rushing and Passing)

### Game

339	10/10/04, Bal. (232) at Was. (107)
364	11/15/98, Bal. (161) at SD (203)
374	11/14/99, Bal. (242) at Jax. (132)

## RUSHING

### Most Rushing Attempts

#### Season

552	2003
511	2000
491	2004

#### Game

51	11/26/00 vs. Cle.
45	10/2/05 vs. NYJ
	12/7/03 vs. Cin.

### Fewest Rushing Attempts

#### Season

408	1998
416	1996
420	1997

#### Game

13	9/18/05 at Ten.
	12/16/01 vs. Pit.
14	2 times, last 11/5/07 at Pit.

### Most Rushing Attempts by Opponent

#### Season

508	1996
472	1998
471	2002

#### Game

47	10/27/96 vs. STL - OT
46	10/4/04 vs. KC
42	3 times, last 12/26/04 at Pit.

### Fewest Rushing Attempts by Opponent

#### Season

361	2000
367	2006
392	1999

#### Game

11	11/26/06 vs. Pit.
13	9/10/06 at TB
	10/1/00 at Cle.

### Most Yards Gained Rushing

#### Season

2,674	2003
2,199	2000
2,063	2004

#### Game

343	9/14/03 vs. Cle.
276	12/21/03 at Cle.
254	9/26/04 at Cin.

### Fewest Yards Gained Rushing

#### Season

1,589	1997
1,605	2005
1,629	1998

#### Game

14	9/18/05 at Ten.
24	12/20/98 at Chi.
36	10/11/98 vs. Ten.

### Most Yards Gained Rushing by Opponent

#### Season

1,920	1996
1,762	2002
1,705	1998

#### Game

222	10/20/96 at Den.
214	10/5/97 vs. Pit.
206	9/8/96 at Pit.

### Fewest Yards Gained Rushing by Opponent

#### Season

970	2000
1,214	2006
1,231	1999

#### Game

4	9/24/00 vs. Cin.
11	12/19/99 vs. NO
21	11/26/06 vs. Pit.

### Highest Average Gain, Rushing

#### Season

4.8	2003
4.3	2000
4.2	2004, 2002, 1996

### Lowest Average Gain, Rushing

#### Season

3.4	2006
3.6	2005
3.7	2001

### Highest Average Gain, Rushing by Opponent

#### Season

3.8	1996
3.7	2005, 2002
3.6	2004, 1998, 1997

### Lowest Average Gain, Rushing by Opponent

#### Season

2.7	2000
2.8	2007
3.1	1999

### Most TDs Rushing

#### Season

18	2003
11	2007, 2006, 2004, 2001
10	1996

#### Game

3	5 times, last 11/19/06 vs. Atl.
---	---------------------------------

### Fewest TDs Rushing

#### Season

5	2005
7	1998, 1997
9	2002, 2000, 1999

### Most TDs Rushing by Opponent

#### Season

18	1996
17	2002, 1997
12	1998



# BALTIMORE RAVENS TEAM RECORDS

## Game

4 10/9/05 at Det.  
3 7 times, last 11/12/06 at Ten.

## Fewest TDs Rushing by Opponent

### Season

5 2006, 2000  
6 2003, 1999  
8 2005

## PASSING

## Most Passing Attempts

### Season

586 1997  
570 1996  
562 2005

### Game

64 9/23/01 at Cin.  
54 9/11/05 vs. Ind.  
53 9/30/07 at Cle.

## Fewest Passing Attempts

### Season

415 2003  
465 2004  
477 1998

### Game

17 10/4/04 vs. KC  
11/8/98 vs. Oak.  
18 6 times, last 10/10/04 at Was.

## Most Passing Attempts by Opponent

### Season

599 1999  
573 2002  
556 1997

### Game

69 12/24/00 vs. NYJ  
56 12/13/98 vs. Min.  
54 9/30/02 vs. Den.

## Fewest Passing Attempts by Opponent

### Season

490 2007  
501 2004  
509 2006

### Game

15 10/13/96 at Ind.  
16 9/17/00 vs. Mia.  
10/21/99 vs. KC

## Most Pass Completions

### Season

341 2007  
338 1997  
335 2005, 1996

### Game

34 9/30/07 at Cle.  
9/11/05 vs. Ind.  
9/23/01 at Cin.

## Fewest Pass Completions

### Season

217 2003  
258 2004  
262 2002

### Game

7 9/14/03 vs. Cle.  
8 12/7/03 vs. Cin.  
12/12/99 at Pit.

## Most Pass Completions by Opponent

### Season

360 2002  
350 1996  
332 1997

### Game

36 12/24/00 vs. NYJ  
35 9/30/02 vs. Den.  
32 12/13/98 vs. Min.

## Fewest Pass Completions by Opponent

### Season

276 2004  
279 2006  
293 2007

### Game

9 4 times, last 12/10/00 vs. SD

## Most Net Yards Gained, Passing

### Season

3,978 1996  
3,702 1997  
3,435 2006

### Game

404 10/27/96 vs. STL - OT  
371 11/12/06 at Ten.  
356 11/24/96 vs. Jax.

## Fewest Net Yards Gained, Passing

### Season

2,255 2003  
2,312 2004  
2,815 2000

### Game

37 12/17/00 at Ari.  
40 11/5/07 at Pit.  
47 11/28/04 at NE

## Most Net Yards Gained, Passing by Opponent

### Season

3,969 1996  
3,673 1997  
3,592 1998

### Game

473 12/24/00 vs. NYJ  
375 9/10/00 vs. Jax.  
371 10/6/02 at Cle.

## Fewest Net Yards Gained, Passing by Opponent

### Season

2,805 2003  
2,964 2005  
2,991 1999

### Game

55 10/10/04 at Was.  
64 12/10/00 vs. SD  
74 11/9/03 at STL

## Most Times Sacked

### Season

56 1999  
43 2000  
42 2003

### Game

7 7 times, last 11/9/03 at STL

## Fewest Times Sacked

### Season

17 2006  
35 2004  
37 1997

# BALTIMORE RAVENS TEAM RECORDS

## Most Times Opponents Sacked

<b>Season</b>	
60	2006
49	1999
47	2003

<b>Game</b>	
9	11/26/06 vs. Pit. 11/16/97 vs. Phi. - OT
7	9/24/06 at Cle. 12/26/99 vs. Cin.

## Fewest Times Opponents Sacked

<b>Season</b>	
30	1996
32	2007
33	2002

## Most Consecutive Games Sacked

23	(9th game in 2003 - 14th in 2004)
13	(7th in 1999 - 3rd in 2000) (10th in 1996 - 6th in 1997)

## Most Consecutive Games Opponents Sacked

22	(9th game in 2000 - 14th in 2001)
21	(15th game in 2005 - 3rd in 2007) (8th game in 1997 - 12th in 1998)

## Highest Completion Percentage

<b>Season</b>	
62.6	2006 (328-524)
61.2	2007 (341-557)
59.6	2005 (335-562)

<b>Game</b>	
80.0	9/9/01 vs. Chi. (24-30)
79.4	11/1/98 vs. Jax. (27-34)
77.8	12/10/06 at KC (21-27) 11/26/06 vs. Pit. (21-27)

## Lowest Completion Percentage

<b>Season</b>	
49.5	1999 (270-546)
52.3	2003 (217-415)
54.7	2002 (262-479)

<b>Game</b>	
30.8	12/12/99 at Pit. (8-26)
35.3	11/15/98 at SD (12-34)
37.0	1/7/02 vs. Min. (10-27)

## Highest Completion Percentage by Opponent

<b>Season</b>	
65.2	1996 (350-537)
62.8	2002 (360-573)
59.8	2007 (293-490)

<b>Game</b>	
83.9	11/17/96 at SF (26-31)
80.6	12/5/04 vs. Cin. (29-36)
79.4	10/14/01 at GB (27-34)

## Lowest Completion Percentage by Opponent

<b>Season</b>	
54.8	2006 (279-509), 1999 (328-599)
55.1	2004 (276-501)
55.7	2003 (296-531)

<b>Game</b>	
35.7	11/15/98 at SD (15-42)
37.0	9/17/06 vs. Oak. (10-27) 12/12/04 vs. NYG (10-27)

## Most TDs Passing

<b>Season</b>	
34	1996
25	1997
21	2006, 1999

## Game

5	9/10/00 vs. Jax.
4	4 times, last 12/12/04 vs. NYG

## Fewest TDs Passing

<b>Season</b>	
13	2007, 2004
16	2003, 1998
17	2005

## Most TDs Passing by Opponent

<b>Season</b>	
27	2007, 1996
20	1999, 1998, 1997
19	2003

## Game

5	11/5/07 at Pit. 11/23/03 vs. Sea
---	-------------------------------------

## Fewest TDs Passing by Opponent

<b>Season</b>	
11	2000
14	2004
16	2006, 2002, 2001

## Most Passes Had Intercepted

<b>Season</b>	
21	2005
20	2001, 1999, 1996
19	2003, 2000

## Game

4	5 times, last 11/18/01 vs. Cle.
---	---------------------------------

## Fewest Passes Had Intercepted

<b>Season</b>	
11	2004
14	2007, 2006, 2002
15	1998

## PUNTING

### Most Punts

<b>Season</b>	
104	1999
97	2004
92	1998

### Game

10	5 times, last 11/5/07 at Pit.
----	-------------------------------

### Fewest Punts

<b>Season</b>	
69	1996
79	2007
83	1997

### Game

0	9/30/07 at Cle.
1	10/31/05 at Pit. 9/24/00 vs. Cin.

### Most Punts by Opponent

<b>Season</b>	
115	1999
105	2003
98	2001

### Game

11	12/19/99 vs. NO
10	4 times, last 10/7/01 vs. Ten.

### Fewest Punts by Opponent

<b>Season</b>	
68	1996
76	2007
78	2002

# BALTIMORE RAVENS TEAM RECORDS

## Game

0 12/26/04 vs. Pit.  
2 10 times, last 11/11/07 vs. Cin.

## Highest Punting Average

### Season

43.2 1996  
43.0 2007, 2006  
42.9 1998

## Lowest Punting Average

### Season

38.0 2001  
40.2 2000  
40.5 2002

## Highest Punting Average by Opponent

### Season

44.9 2006  
44.5 2000  
44.0 1997

## Lowest Punting Average by Opponent

### Season

40.1 2004, 2003  
40.5 2005  
40.8 2002

## PUNT RETURNS

## Most Punt Returns

### Season

60 2004  
59 1999  
53 2003

### Game

9 11/26/00 vs. Cle.  
7 5 times, last 11/14/04 at NYJ

## Fewest Punt Returns

### Season

34 2002  
35 2007  
38 1996

## Most Punt Returns by Opponent

### Season

55 2005  
53 1997  
44 2006

### Game

8 11/5/07 at Pit.  
7 4 times, last 10/7/07 at SF

## Fewest Punt Returns by Opponent

### Season

27 1996  
33 2001  
36 2004

## Most Fair Catches

### Season

23 2003  
20 1999  
14 2002, 1997, 1996

### Game

4 3 times, last 12/4/05 vs. Hou.

## Most Fair Catches by Opponent

### Season

28 1999  
24 1998  
23 2000

### Game

6 12/19/99 vs. NO  
4 12/20/98 at Chi.  
10/25/98 at GB

## Most Yards, Punt Returns

### Season

713 2000  
616 2004  
564 1997

### Game

184 12/7/97 vs. Sea.  
173 12/24/00 vs. NYJ  
126 11/26/00 vs. Cle.

## Fewest Yards, Punt Returns

### Season

338 2007  
351 2006  
357 1996

## Most Yards, Punt Returns by Opponent

### Season

481 2005  
471 2002  
468 1999

### Game

117 11/2/97 at NYJ (OT)  
110 11/23/97 vs. Ari.  
92 12/15/02 at Hou.

## Fewest Yards, Punt Returns by Opponent

### Season

183 2001  
273 1996  
281 2004

## Highest Average, Punt Returns

### Season

15.8 2000 (45-713)  
13.4 1997 (42-564)  
12.6 1998 (43-541)

## Lowest Average, Punt Returns

### Season

7.7 1999 (59-452), 2003 (53-410)  
7.8 2006 (45-351)  
9.4 1996 (38-357)

## Highest Average, Punt Returns by Opponent

### Season

11.8 2002 (40-471)  
10.9 1999 (43-468)  
10.1 1996 (27-273)

## Lowest Average, Punt Returns by Opponent

### Season

5.5 2001 (33-183)  
7.1 1998 (40-284)  
7.8 2004 (36-280)

## Most TDs on Punt Returns

### Season

2 2007, 2004, 2000, 1998, 1997  
1 2002

### Game

2 12/24/00 vs. NYJ  
12/7/97 vs. Sea.  
1 7 times, last 9/23/07 vs. Ari.



# BALTIMORE RAVENS TEAM RECORDS

## Most TDs on Punt Returns by Opponent

<b>Season</b>	2 2002
	1 2005, 1999, 1998
<b>Game</b>	1 5 times, last 1/1/06 at Cle.

## KICKOFF RETURNS

### Most Kickoff Returns

<b>Season</b>	86 1996
	71 1997
	69 1998
<b>Game</b>	10 12/13/98 vs. Min.
	9 9/10/00 vs. Jax.
	7 3 times, last 12/9/07 vs. Ind.

### Fewest Kickoff Returns

<b>Season</b>	45 2006, 2000
	55 1999
	57 2003, 2001

### Most Kickoff Returns by Opponent

<b>Season</b>	75 2006
	73 2000
	70 2003, 1999, 1996
<b>Game</b>	9 12/19/05 vs. GB
	12/2/01 vs. Ind.
	8 3 times, last 1/2/05 vs. Mia.

### Fewest Kickoff Returns by Opponent

<b>Season</b>	57 1998
	59 1997
	61 2007

### Most Yards, Kickoff Returns

<b>Season</b>	1,734 1996
	1,700 1998
	1,525 2007
<b>Game</b>	367 12/13/98 vs. Min.
	196 12/9/07 vs. Ind.
	193 11/29/98 vs. Ind.

### Fewest Yards, Kickoff Returns

<b>Season</b>	1,005 2000
	1,046 2006
	1,098 1999
<b>Game</b>	0 4 times, last 12/30/07 vs. Pit.

### Most Yards, Kickoff Returns by Opponent

<b>Season</b>	1,636 2006
	1,558 2000
	1,512 2002
<b>Game</b>	245 11/18/07 vs. Cle.
	244 11/10/02 vs. Cin.
	237 1/2/05 vs. Mia.

## Fewest Yards, Kickoff Returns by Opponent

<b>Season</b>	1,168 1998
	1,323 1997
	1,352 2005
<b>Game</b>	0 11/16/03 at Mia.
	9/8/02 at Car.
	8 9/6/98 vs. Pit.

## Highest Average, Kickoff Returns

<b>Season</b>	24.6 1998 (69-1,700)
	23.6 2001 (57-1,347)
	23.5 2007 (65-1,525)

## Lowest Average, Kickoff Returns

<b>Season</b>	20.2 1996 (86-1,735), 1997 (71-1,435)
	20.3 1999 (54-1,098)
	20.7 2004 (61-1,264)

## Highest Average, Kickoff Returns by Opponent

<b>Season</b>	23.7 2007 (61-1,444)
	23.2 2004 (65-1,509)
	22.8 1997 (58-1,323)

## Lowest Average, Kickoff Returns by Opponent

<b>Season</b>	20.0 1996 (70-1,402)
	20.5 1998 (57-1,168)
	21.1 1999 (70-1,479)

## Most TDs on Kickoff Returns

<b>Season</b>	2 1998
<b>Game</b>	*2 12/13/98 vs. Min.

## Most TDs on Kickoff Returns by Opponent

<b>Season</b>	2 2004, 1998
	1 2003, 2002, 1997
<b>Game</b>	1 7 times, last 1/2/05 vs. Mia.

\* Ties NFL record



S Corey Harris helped tie an NFL single-game record on 12/13/98 when Baltimore ran back 2 KORs for TDs (the other TD return was by Patrick Johnson) vs. Minnesota.

# BALTIMORE RAVENS TEAM RECORDS

## FUMBLES

### Most Fumbles

<b>Season</b>	37 2003, 1997
	35 2007
	34 2002

### Game

7	10/13/02 at Ind. 10/22/00 vs. Ten.
5	9 times, last 9/10/07 at Cin.

### Fewest Fumbles

<b>Season</b>	21 2006
	23 1996
	24 1999

### Most Fumbles by Opponent

<b>Season</b>	45 2000
	29 2003
	28 2005

### Game

8	10/8/00 at Jax.
5	5 times, last 9/17/06 vs. Oak.

### Fewest Fumbles by Opponent

<b>Season</b>	12 2007
	17 1998
	21 2001

### Most Fumbles Lost

<b>Season</b>	26 2007
	19 2003
	18 2002

### Game

5	12/13/98 vs. Min.
4	4 times, last 11/11/07 vs. Cin.

### Fewest Fumbles Lost

<b>Season</b>	7 2000
	9 2006
	11 1999

### Most Fumbles Lost by Opponent

<b>Season</b>	26 2000
	17 2003
	15 2005

### Game

4	3 times, last 12/12/04 vs. NYG
---	--------------------------------

### Fewest Fumbles Lost by Opponent

<b>Season</b>	6 2007, 2002, 1998
	7 1996
	10 1999

### Most Own Fumbles Recovered

<b>Season</b>	20 1997
	19 2000
	18 2003

### Fewest Own Fumbles Recovered

<b>Season</b>	9 2007
	10 1996
	12 2006

### Most Opponents Fumbles Recovered

<b>Season</b>	26 2000
	17 2003
	15 2005

### Game

4	3 times, last 12/12/04 vs. NYG
---	--------------------------------

### Fewest Opponents Fumbles Recovered

<b>Season</b>	5 1998
	6 2007, 2002
	7 1996

### Most TDs, Fumbles Recovered, Own & Opponent

<b>Season</b>	2 2005, 2004
	1 2006, 2003, 2002, 2001

### Game

1	8 times, last 11/26/06 vs. Pit.
---	---------------------------------

### Most TDs, Own Fumbles Recovered

<b>Season</b>	1 2004, 2003, 2002
---------------	--------------------

### Game


1	12/5/04 vs. Cin. 9/21/03 at SD 12/29/02 at Pit.
---	---

### Most TDs, Opponents Fumbles Recovered

<b>Season</b>	2 2005
	1 2006, 2004, 2001

### Game

1	5 times, last 11/26/06 vs. Pit.
---	---------------------------------



Entering 2008, LB Ray Lewis holds the Ravens' career record for FRs (12), just ahead of fellow ?backer Terrell Suggs (9).



# BALTIMORE RAVENS TEAM RECORDS

## INTERCEPTIONS

### Most Interceptions

<b>Season</b>	
28	2006
25	2002
24	2003

### Game

5	10/14/07 vs. STL
4	6 times, last 10/29/06 at NO

### Fewest Interceptions

<b>Season</b>	
11	2005
15	1996
16	2001

### Most Interceptions By Opponent

<b>Season</b>	
21	2005
20	2001, 1999, 1996
19	2003, 2000

### Game

4	5 times, last 11/18/01 vs. Cle.
---	---------------------------------

### Fewest Interceptions By Opponent

<b>Season</b>	
11	2004
14	2007, 2006, 2002
15	1998

### Most Consecutive Games w/ Interceptions

10	2005-06 (last game in '05 through 1st 9 in '06)
9	2006 (games 1-9)

### Most Consecutive Games w/ Ints By Opponent

9	2001 (games 5-13)
7	1998 (games 5-11)
	1996-97 (last 4 through 1st 3)

### Most Interception Yards

<b>Season</b>	
700	2004
544	2006
511	2003

### Game

183	12/24/00 vs. NYJ
156	10/24/04 vs. Buf.
123	9/10/06 at TB

### Fewest Interception Return Yards

<b>Season</b>	
147	1996
161	1998
191	2005

### Most Interception Yards By Opponent

<b>Season</b>	
349	1996
331	2001
293	2007

### Game

108	10/21/99 vs. KC
103	12/19/04 at Ind.
100	11/18/07 vs. Cle.

### Fewest Interception Yards By Opponent

<b>Season</b>	
118	1997
142	2006
148	1998

### Most TDs on Interceptions

<b>Season</b>	
5	2006, 2004
4	2003, 1999
2	2002, 1998

### Game

2	10/29/06 at NO
1	26 times, last 11/18/07 vs. Cle.

### Most TDs on Interceptions By Opponent

<b>Season</b>	
3	2005, 2001, 1999, 1996
2	2000
1	2007, 2002

### Game

2	10/21/99 vs. KC
1	14 times, last 11/18/07 vs. Cle.

## PENALTIES

### Fewest Penalties

<b>Season</b>	
89	2001
94	2004, 1996
95	2000

### Game

1	4 times, last 12/16/07 at Mia.
---	--------------------------------

### Most Penalties

<b>Season</b>	
139	2005
126	2003
125	1999

### Game

21	10/9/05 at Det.
14	11/15/98 at SD
	11/23/03 vs. Sea.

### Fewest Penalties by Opponent

<b>Season</b>	
79	2006
84	2007, 2000
101	2004

### Game

0	12/23/07 at Sea.
1	12/8/96 at Cin.

### Most Penalties by Opponent

<b>Season</b>	
122	1999, 1998
110	2005
106	2003, 1997

### Game

16	11/15/98 at SD
15	10/10/99 at Ten.
	11/21/99 at Cin.
14	11/8/98 vs. Oak.
	10/27/96 vs. STL

### Fewest Penalties, Both Teams

<b>Game</b>	
4	9/8/96, Bal. (1) at Pit. (3)
5	12/16/07, Bal. (1) at Mia. (4)
	12/8/96, Bal. (4) at Cin. (1)
6	8 times, last 12/23/07 Bal. (6) at Den. (0)

### Most Penalties, Both Teams

<b>Game</b>	
30	11/15/98, Bal. (14) at SD (16)
28	10/9/05, Bal. (21) at Det. (7)
24	10/10/99, Bal. (9) at Ten. (15)

# BALTIMORE RAVENS TEAM RECORDS

## Fewest Yards Penalized

<b>Season</b>
728 2001
730 2000
777 1997

<b>Game</b>
5 12/16/07 at Mia. 11/10/02 vs. Cin.
10 11/29/98 vs. Ind. 9/8/96 at Pit.

## Most Yards Penalized

<b>Season</b>
1,067 2005
1,010 1999
970 2003

<b>Game</b>
147 10/9/05 at Det.
146 10/6/96 vs. NE
123 9/19/04 vs. Pit.

## Fewest Yards Opponent Penalized

<b>Season</b>
535 2000
580 2006
728 2007

<b>Game</b>
0 12/23/07 at Sea. 5 12/8/96 at Cin.
11 11/26/00 vs. Cle.

## Most Yards Opponent Penalized

<b>Season</b>
1,118 1999
1,013 1998
935 2003

<b>Game</b>
212 10/10/99 at Ten.
146 11/15/98 at SD
141 10/11/98 vs. Ten.

## Fewest Yards Penalized, Both Teams

<b>Game</b>
30 12/16/07, Bal. (5) at Mia. (25) 9/8/96, Bal. (10) at Pit. (20)
35 12/10/00, Bal. (15) vs. SD (20) 11/16/97, Bal. (15) vs. Phi. (20)

## Most Yards Penalized, Both Teams

<b>Game</b>
293 10/10/99, Bal. (81) at Ten. (212)
252 11/15/98, Bal. (106) at SD (146)
219 9/7/03, Bal. (81) at Pit. (138)

## TURNOVERS

### Most Turnovers

<b>Season</b>
40 2007
38 2003
36 2005, 2001

<b>Game</b>
7 11/9/03 at STL 11/9/97 at Pit.
6 4 times, last 11/11/07 vs. Cin.

### Fewest Turnovers

<b>Season</b>
23 2006, 2004
26 2000
30 1998

### Most Turnovers by Opponent

<b>Season</b>
49 2000
41 2003
40 2006

<b>Game</b>
6 5 times, last 10/14/07 vs. STL

### Fewest Turnovers by Opponent

<b>Season</b>
22 1996
23 2007, 1998
26 2005

### Most Turnovers, Both Teams

<b>Season</b>
79 2003
75 2000
64 2001

<b>Game</b>
11 11/9/03, Bal. (7) at STL (4)

### Most TDs by Ravens off Turnovers

<b>Season</b>
7 2004 (5 INTs, 2 FRs)
6 2006 (5 INTs, 1 FR)
4 2003 (4 INTs), 1999 (4 INTs)

<b>Game</b>
2 10/29/06 at NO (2 INTs)
1 32 times, last 11/18/07 vs. Cle.

### Most TDs by Opponent off Turnovers

<b>Season</b>
4 1999 (3 INTs, 1FR), 1996 (3 INTs, 1 FR)
3 2007 (1 INT, 2 FR), 2005 (3 INTs), 2001 (3 INTs)

<b>Game</b>
2 10/21/99 vs. KC
1 25 times, last 12/23/07 at Sea.



CB Chris McAlister has returned 5 INTs for TDs in his career. Entering 2008, his 5 tie Rod Woodson for most in team his

# BALTIMORE RAVENS POSTSEASON RECORDS

## ABBREVIATIONS

WC - Wild Card      D - Divisional Playoff      A - AFC Championship      SB - Super Bowl

### SERVICE

#### Most Games Played

8 by many players

#### Most Games, Head Coach

8 Brian Billick

#### Most Games Won, Head Coach

5 Brian Billick

#### Most Games Lost, Head Coach

3 Brian Billick

### SCORING

#### Most Points Scored

##### Career

52 **Matt Stover** (16-16 PATs, 12-15 FGs), 2006, 2003, 2000-01  
24 **Jamal Lewis** (4 TDs), 2003; 2000  
12 **Shannon Sharpe** (2 TDs), 2000-01  
12 **Jermaine Lewis** (2 TDs), 2000-01

##### Game

12 **Jamal Lewis** (12/31/00 vs. Den.) - WC  
10 **Matt Stover** (1/14/01 at Oak.) - A  
**Matt Stover** (1/28/01 at NYG) - SB

#### Most Points By A Rookie

##### Game

12 **Jamal Lewis** (12/31/00 vs. Den.) - WC

#### Most Consecutive Games Scoring

8 **Matt Stover**, 2006, 2003, 2001, 2000

#### Most TDs

##### Career

4 **Jamal Lewis**, 2000  
2 **Jermaine Lewis**, 2000  
**Shannon Sharpe**, 2000

##### Game

2 **Jamal Lewis** (12/31/00 vs. Den.) - WC  
1 14 times, last by **Todd Heap** (1/3/04 vs. Ten.) - WC

#### Most TDs, Rookie Season

4 **Jamal Lewis**, 2000

#### Most Consecutive Games Scoring a TD

2 **Jamal Lewis** (12/31/00 vs. Den.) - WC through (1/07/01 at Ten.) - D

#### Most (Kicking) PAT Attempted

##### Career

16 **Matt Stover**, 2006, 2003, 2000-01

##### Game

4 **Matt Stover** (1/28/01 at NYG) - SB

#### Most (Kicking) PAT Made

##### Career

16 **Matt Stover**, 2006, 2003, 2000-01

##### Game

4 **Matt Stover** (1/28/01 at NYG) - SB

#### Most Consecutive (Kicking) PAT

16 **Matt Stover**, 2006, 2003, 2000-01

#### Highest (Kicking) PAT Percentage, Career

1.000 **Matt Stover** (16-16), 2006, 2003, 2000-01

#### Most 2-Point Conversions

##### Career

None

##### Game

None

#### Most Field Goals Attempted

##### Career

15 **Matt Stover**

##### Game

4 **Matt Stover** (1/14/01 at Oak.) - A  
**Matt Stover** (1/13/02 at Mia.) - D  
**Matt Stover** (1/28/01 at NYG) - SB

#### Most Field Goals Made

##### Career

12 **Matt Stover** 2006, 2003, 2000-01

##### Game

3 **Matt Stover** (1/14/01 at Oak.) - A

#### Longest Field Goal

51 **Matt Stover** (1/13/07 vs. Ind.) - D  
47 **Matt Stover** (1/28/01 at NYG) - SB  
43 **Matt Stover** (1/3/04 vs. Ten.) - W

#### Longest Field Goal Attempted

51 **Matt Stover** (1/13/07 vs. Ind.) - D  
47 **Matt Stover** (1/28/01 at NYG) - SB  
43 **Matt Stover** (1/3/04 vs. Ten.) - W

#### Highest Field Goal Percentage

##### Career

80.0 **Matt Stover** (12-15), 2006, 2003, 2000-01

#### Most Safeties

##### Career

None

##### Game

None

### RUSHING

#### Most Rushing Attempts

##### Career

130 **Jamal Lewis**, 2006, 2003, 2000  
29 **Terry Allen**, 2001

##### Game

30 **Jamal Lewis** (12/31/00 vs. Den.) - WC  
29 **Jamal Lewis** (1/14/01 at Oak.) - A

#### Most Yardage

##### Career

426 **Jamal Lewis**, 2006, 2003, 2000  
120 **Terry Allen**, 2001

##### Game

110 **Jamal Lewis** (12/31/00 vs. Den.) - WC  
109 **Terry Allen** (1/13/02 at Mia.) - WC

#### Most 100-Yard Rushing Games

##### Career

2 **Jamal Lewis**, 2000  
1 **Terry Allen**, 2001

#### Longest Run From Scrimmage

27t **Jamal Lewis** (12/31/00 vs. Den.) - WC  
19 **Jamal Lewis** (1/28/01 vs. NYG) - SB

# BALTIMORE RAVENS POSTSEASON RECORDS

## Most Rushing TDs

### Career

- 4 Jamal Lewis, 2006, 2003, 2000
- 1 Terry Allen, 2001

### Game

- 2 Jamal Lewis (12/31/00 vs. Den.) - WC
- 1 Jamal Lewis (1/7/01 at Ten.) - D
- 1 Jamal Lewis (1/28/01 at NYG) - SB

## Most Consecutive Games With A Rushing TD

- 2 Jamal Lewis (12/31/00 vs. Den.) - WC through (1/07/01 at Ten.) - D

## Highest Rushing Average

### Career (min. 40 carries)

- 3.3 Jamal Lewis

### Game (min. 10 carries)

- 6.5 Jason Brookins (1/13/02 at Mia.) - WC
- 4.4 Terry Allen (1/13/02 at Mia.) - WC

## PASSING

## Highest Quarterback Passer Rating

### Career (min. 60 attempts)

- 83.7 Trent Dilfer, 2000
- 57.7 Anthony Wright, 2003

### Game (min. 12 attempts)

- 118.1 Trent Dilfer (12/31/00 vs. Den.) - WC
- 106.9 Elvis Grbac (1/13/02 at Mia.) - WC

## Most Pass Attempts

### Career

- 73 Trent Dilfer, 2000
- 55 Elvis Grbac, 2001

### Game

- 37 Anthony Wright (1/3/04 vs. Ten.) - WC
- Elvis Grbac (1/20/02 at Pit.) - D
- 29 Steve McNair (1/13/07 vs. Ind.) - D

## Most Pass Completions

### Career

- 35 Trent Dilfer, 2000
- 30 Elvis Grbac, 2001

### Game

- 20 Anthony Wright (1/3/04 vs. Ten.) - WC
- 18 Steve McNair (1/13/07 vs. Ind.) - D
- Elvis Grbac (1/20/02 at Pit.) - D

## Most Passing Yardage

### Career

- 590 Trent Dilfer, 2000
- 286 Elvis Grbac, 2001

### Game

- 214 Anthony Wright (1/3/04 vs. Ten.) - WC
- 190 Trent Dilfer (1/14/01 at Oak.) - A

## Most 300-Yard Passing Games

### Career

- None

## Longest Completion

- 96t Trent Dilfer (1/14/01 at Oak.) - A
- 58t Trent Dilfer (12/31/00 vs. Den.) WC

## Highest Completion Percentage

### Career

- 62.1 Steve McNair, 2006
- 54.5 Elvis Grbac, 2001

### Game (min. 12 attempts)

- 66.7 Elvis Grbac (1/13/02 at Mia.) - WC
- 64.3 Trent Dilfer (12/31/00 vs. Den.) - WC

## Highest Average Gain Per Attempt

### Career

- 8.08 Trent Dilfer, 2000
- 5.97 Steve McNair, 2006

### Game (min. 15 attempts)

- 10.56 Trent Dilfer (1/14/01 at Oak.) - A
- 9.29 Trent Dilfer (12/31/00 vs. Den.) - WC

## Most TDs

### Career

- 3 Trent Dilfer, 2000
- 1 Anthony Wright, 2003
- Elvis Grbac, 2001

### Game

- 1 Anthony Wright (1/3/04 vs. Ten.) - WC
- Trent Dilfer (1/28/01 at NYG) - SB
- Trent Dilfer (1/14/01 at Oak.) - A
- Trent Dilfer (12/31/00 vs. Den.) - WC

## Most Games, 4 TD Passes

### Career

- None

## Most Games, 3 or More TD Passes

### Career

- None

## Most Consecutive Games, TD Passes

- 2 Trent Dilfer (1/28/01 at NYG) - SB
- (1/14/01 at Oak.) - A

## Most Consecutive Passes Attempted, None Intercepted

- 53 Trent Dilfer (12/31/00 vs. Den.) - WC through (1/14/01 at Oak.) - A

## Most Passes Had Intercepted

### Career

- 3 Elvis Grbac, 2001
- 2 Steve McNair, 2006
- Anthony Wright, 2003

### Game

- 3 Elvis Grbac (1/20/02 at Pit.) - D
- 2 Steve McNair (1/13/07 vs. Ind.) - D
- Anthony Wright (1/3/04 vs. Ten.) - WC

## Most Pass Attempts, No Interceptions, Game

- 25 Trent Dilfer (1/28/01 at NYG) - SB
- 18 Elvis Grbac (1/13/02 at Mia.) - WC

## Lowest Percentage, Passes Had Intercepted

### Career

- 1.4 Trent Dilfer (1 in 73), 2000
- 5.4 Anthony Wright (2 in 37), 2003

## Most Times Sacked

### Career

- 10 Trent Dilfer, 2000
- 4 Elvis Grbac, 2001

### Game

- 3 Elvis Grbac (1/20/02 at Pit.) - D
- Trent Dilfer (1/28/01 at NYG) - SB
- Trent Dilfer (1/7/01 at Ten.) - D



The Ravens' Super Bowl XXXV ring.

# BALTIMORE RAVENS POSTSEASON RECORDS

## RECEIVING

### Most Pass Receptions

#### Career

- 15 Shannon Sharpe, 2000-01
- 13 Travis Taylor, 2003, 2001
- 11 Qadry Ismail, 2000-01

#### Game

- 7 Travis Taylor (1/3/04 vs. Ten.) - WC
- 6 **Todd Heap** (1/3/04 vs. Ten.) - WC
- 5 Shannon Sharpe (1/20/02 at Pit.) - D

### Most Receiving Yardage

#### Career

- 309 Shannon Sharpe, 2000-01
- 174 Qadry Ismail, 2000-01
- 158 Travis Taylor, 2003, 2001

#### Game

- 96 Shannon Sharpe (1/14/01 at Oak.) - A
- 82 Travis Taylor (1/3/04 vs. Ten.) - WC
- 80 **Todd Heap** (1/3/04 vs. Ten.) - WC

### Most Games, 100 or More Yards, Pass Receiving

#### Career

None

### Longest Pass Reception

- 96t Shannon Sharpe (1/14/01 at Oak.) - A
- 56t Shannon Sharpe (12/31/00 vs. Den.) - WC
- 56 Shannon Sharpe (1/7/01 at Ten.) - D

### Average Gain Per Reception

#### Career

20.6 Shannon Sharpe (6-309)

#### Game (min. 3 rec.)

24.3 Shannon Sharpe (3-73, 12/31/00 vs. Den.) - WC

### Most TD Receptions

#### Career

- 2 Shannon Sharpe, 2000-01
- 1 **Todd Heap**, 2006, 2003
- Brandon Stokley, 2000-01
- Travis Taylor, 2001

#### Game

- 1 5 times by 4 players, last by **Todd Heap** (1/3/04 vs. Ten.) - WC

## INTERCEPTIONS

### Most Interceptions

#### Career

- 4 Duane Starks, 2000-01
- 3 **Chris McAlister**, 2006, 2003, 2000-01
- Ed Reed**, 2006, 2003

#### Game

- 2 **Ed Reed** (1/13/07 vs. Ind.) - D
- Duane Starks (1/14/01 at Oak.) - A
- 1 13 times, last by **Chris McAlister** (1/3/04 vs. Ten.) - WC

### Most Yards Gained After Interceptions

#### Career

- 119 Duane Starks, 2000-01
- 56 Will Demps, 2003
- 54 **Ray Lewis**, 2006, 2003, 2000-01

#### Game

- 56t Will Demps (1/3/04 vs. Ten.) - WC
- 50t **Ray Lewis** (1/7/01 at Ten.) - D
- 49 Duane Starks (1/28/01 vs. NYG) - S

### Longest Interception Return

- 56t Will Demps (1/3/04 vs. Ten.) - WC
- 50 **Ray Lewis** (1/7/01 at Ten.) - D
- 49t Duane Starks (1/28/01 at NYG) - SB

### Highest Average on Interception Returns

#### Career (min. 3)

29.8 Duane Starks (4-119), 2000-01

### Most TDs on Interception Returns

#### Career

- 1 **Ray Lewis** (1/7/01 at Ten.) - D
- Will Demps (1/3/04 vs. Ten.) - WC
- Duane Starks (1/28/01 at NYG) - SB

#### Game

- 1 **Ray Lewis** (1/7/01 at Ten.) - D
- Will Demps (1/3/04 vs. Ten.) - WC
- Duane Starks (1/28/01 at NYG) - SB



CB Duane Starks picked off a Kerry Collins? pass in the 3rd quarter of Super Bowl XXXV and re-turned it for a 49-yard TD. Starks? score gave the Ravens a 17-0 lead over New York.

## PUNTING

### Most Punts

#### Career

- 45 Kyle Richardson, 2000-01
- 8 Dave Zastudil, 2003

#### Game

- 10 Kyle Richardson (1/28/01 at NYG) - SB
- Kyle Richardson (12/31/00 vs. Den.) - WC

### Longest Punt

- 66 Kyle Richardson (12/31/00 vs. Den.) - WC
- 56 Dave Zastudil (1/3/04 vs. Ten.) - D

### Highest Punting Average

#### Career (min. 8)

- 48.8 Dave Zastudil, 2003
- 40.0 Kyle Richardson, 2000-01

#### Game (min. 4 punts)

- 48.8 Dave Zastudil (1/3/04 vs. Ten.) - WC
- 45.5 Kyle Richardson (1/13/02 at Mia.) - WC

### Most Punts Inside the 20

#### Career

- 15 Kyle Richardson, 2000-01
- 1 **Sam Koch**, 2006

#### Game

- 4 Kyle Richardson (1/28/01 at NYG) - SB
- Kyle Richardson (1/14/01 at Oak.) - A
- Kyle Richardson (12/31/00 vs. Den.) - WC

### Most Punts Had Blocked

#### Career

- 2 Kyle Richardson, 2000-01

#### Game

- 2 Kyle Richardson (1/7/01 at Ten.) - D



# BALTIMORE RAVENS POSTSEASON RECORDS

## PUNT RETURNS

### Most Punt Returns

#### Career

- 16 Jermaine Lewis, 2000-01
- 2 **Cory Ross**, 2006
- Lamont Brightful, 2003

#### Game

- 4 Jermaine Lewis (12/31/00 vs. Den.) - WC
- 3 Jermaine Lewis (3 times, last 1/20/02 at Pit.) - D

### Most Fair Catches

#### Career

- 11 Jermaine Lewis, 2000-01
- 2 Lamont Brightful, 2003

#### Game

- 4 Jermaine Lewis (1/28/01 at NYG) - SB
- 3 Jermaine Lewis (1/7/01 at Ten.) - D

### Most Yards Gained on Punt Returns

#### Career

- 224 Jermaine Lewis, 2000-01
- 30 **Cory Ross**, 2006

#### Game

- 99 Jermaine Lewis (1/20/02 at Pit.) - D
- 58 Jermaine Lewis (1/14/01 at Oak.) - A

### Longest Punt Return

- 88t Jermaine Lewis (1/20/02 at Pit.) - D
- 38 Jermaine Lewis (1/14/01 at Oak.) - A

### Highest Average

#### Career (min. 10 returns)

- 14.0 Jermaine Lewis, 2000-01

#### Game (min. 3 returns)

- 33.0 Jermaine Lewis (3-99, 1/20/02 at Pit.) - D

### Most TDs

#### Career

- 1 Jermaine Lewis, 2000-01

#### Game

- 1 Jermaine Lewis (1/20/02 at Pit.) -D

## KICKOFF RETURNS

### Most Kickoff Returns

#### Career

- 11 Jermaine Lewis, 2000-01
- 6 **Cory Ross**, 2006

#### Game

- 6 **Cory Ross**, (1/13/07 vs. Ind.) - D
- 4 Jermaine Lewis (1/20/02 at Pit.) - D

### Most Yards Gained on Kickoff Returns

#### Career

- 293 Jermaine Lewis, 2000-01
- 124 **Cory Ross**, 2006

#### Game

- 124 **Cory Ross**, (1/13/07 vs. Ind.) - D
- 111 Jermaine Lewis (1/28/01 at NYG) - SB

### Longest Kickoff Return

- 84t Jermaine Lewis (1/28/01 at NYG) - SB
- 29 Jermaine Lewis (1/14/01 at Oak.) - A

### Highest Average

#### Career (min. 5 returns)

- 26.6 Jermaine Lewis, 2000-01
- 20.7 **Cory Ross**, 2006

### Game (min. 2 returns)

- 55.5 Jermaine Lewis (1/28/01 at NYG) - SB
- 24.5 Jermaine Lewis (1/7/01 at Ten.) - D

### Most TDs

#### Career

- 1 Jermaine Lewis, 2000-01

#### Game

- 1 Jermaine Lewis (1/28/01 at NYG) - SB

## COMBINED NET YARDS

### Most Attempts

#### Career

- 140 Jamal Lewis, 2006, 2003, 2000

#### Game

- 32 Jamal Lewis (1/14/01 at Oak.) - A
- 31 Jamal Lewis (12/31/00 vs. Den.) - WC

### Most Yardage Gained

#### Career

- 534 Jermaine Lewis 2000-01
- 494 Jamal Lewis, 2006, 2003, 2000

#### Game

- 181 Jermaine Lewis (1/20/02 at Pit.) - D
- 154 **Cory Ross** (1/13/07 vs. Ind.) - D

## FUMBLES

### Most Fumbles

#### Career

- 3 Trent Dilfer, 2000
- 2 Jermaine Lewis, 2000-01

#### Game

- 1 10 times by 7 players, last by Steve McNair (1/13/07 vs. Ind.) - D

### Most Opponents Fumbles Recovered

#### Career

- 1 **Ray Lewis**, 2006, 2003, 2000-01
- Robert Bailey, 2000
- Peter Boulware, 2000-01
- Sam Adams, 2000-01

#### Game

- 1 4 times, last by Sam Adams (1/13/02 at Mia.) - WC

### Most Opponents Fumbles Forced

#### Career

- 2 **Ray Lewis**, 2006, 2003, 2000-01
- Peter Boulware, 2003, 2000-01
- Jamie Sharper, 2000-01

#### Game

- 2 **Ray Lewis** (1/20/02 at Pit.) - D
- 1 7 times, last by Terrell Suggs (1/13/07 vs. Ind.) - D

### Longest Fumble Return

#### Career

None

#### Game

None

### Most TDs on Fumble Returns (Opponent Fumble)

#### Career

None

#### Game

None

## BALTIMORE RAVENS POSTSEASON RECORDS

### SACKS

#### Most Sacks

##### Career

- 6 Michael McCrary, 2000
- 3 Peter Boulware, 2000-01
- Jamie Sharper, 2000-01

##### Game

- 3 Michael McCrary (12/31/00 vs. Den.) - WC
- 2 Michael McCrary (1/28/01 at NYG) - SB
- Jamie Sharper (1/14/01 at Oak.) - A

#### Most Sack Yardage

##### Career

- 44 Michael McCrary, 2000-01
- 29 Peter Boulware, 2000-01, 2003
- 13.5 Rob Burnett, 200-01

##### Game

- 23 Michael McCrary (12/31/00 vs. Den.) - WC
- 15 Peter Boulware (12/31/00 vs. Den.) - WC
- 13 Peter Boulware (12/31/00 vs. Den.) - WC

### TACKLES


#### Career

- 100 Ray Lewis, 2006, 2003, 2000-01
- 40 Jamie Sharper, 2000-01
- 38 Rod Woodson, 2000-01

#### Game

- 23 Ray Lewis (1/13/07 vs. Ind.) - D
- 18 Ray Lewis (1/3/04 vs. Ten.) - WC
- 14 Jamie Sharper (1/20/02 at Pit.) - D

*Note: Tackles are not an official statistic recognized by the NFL. Ravens tackles are reviewed and determined from game video by Baltimore's coaching team.*



Ravens LB Peter Boulware had 3 sacks in 6 postseason games during his career. Boulware corralled Broncos QB Gus Frerking on 12/31/00 to start the Ravens' Super Bowl Championship game in Baltimore's 21-3 win over Denver on 12/31/00. The Wild Card win ignited the Ravens' run to their Super Bowl championship.



BALTIMORE  
**RAVENS.COM**

# BALTIMORE RAVENS TEAM POSTSEASON RECORDS

## WINS/LOSSES

**All-Time Postseason Record**  
5-3

**All-Time Postseason Home Record**  
1-2

**All-Time Postseason Road Record**  
4-1

**Most Consecutive Games Won**  
5 2000-01

**Most Consecutive Games Lost**  
3 1 each in 2006, 2003, 2001

## SCORING

### Most Points Scored

34 1/28/01 at NYG - SB  
24 1/7/01 at Ten. - D  
21 12/31/00 vs. Den. - WC

### Most Points Allowed

27 1/20/02 at Pit. - D  
20 1/3/04 vs. Ten. - WC  
15 1/13/07 vs. Ind. - D

### Most Points Scored, Both Teams

41 1/28/01 at NYG - SB (Bal. 34, NYG 7)  
37 1/20/02 at Pit. - D (Pit. 27, Bal. 10)  
1/3/04 vs. Ten. - WC (Ten. 20, Bal. 17)

### Fewest Points Scored

6 1/13/07 vs. Ind. - D  
10 1/20/02 at Pit. - D  
16 1/14/01 at Oak. - A

### Fewest Points Allowed

3 1/13/02 at Mia. - WC  
1/14/01 at Oak. - A  
12/31/00 vs. Den. - WC

### Fewest Points Scored, Both Teams

19 1/14/01 at Oak. - A (Bal. 16, Oak. 3)  
21 1/13/07 vs. Ind. - D (Ind. 15, Bal. 3)  
23 1/13/02 at Mia. - WC (Bal. 20, Mia. 3)

### Most Points Overcome to Win Game

7 1/7/01 at Ten. - D (trailed 0-7, won 24-10)  
3 1/13/02 at Mia. - WC (trailed 0-3, won 20-3)

### Largest Blown Lead to Lose Game

None

### Most Points, Each Half

**1st**  
14 12/31/00 vs. Den. - WC  
**2nd**  
24 1/28/01 at NYG - SB

### Most Points Scored, Each Quarter

**1st**  
7 1/28/01 at NYG - SB; (1/3/04 vs. Ten.) - WC  
**2nd**  
14 12/31/00 vs. Den. - WC  
**3rd**  
14 1/28/01 at NYG - SB  
**4th**  
14 1/7/01 at Ten. - D  
**OT**  
None

### Most Points Allowed, Each Quarter

**1st**  
10 1/20/02 at Pit. - D  
**2nd**  
10 1/20/02 at Pit. - D  
**3rd**  
7 1/28/01 at NYG - SB; (1/3/04 vs. Ten.) - WC  
**4th**  
7 1/20/02 at Pit. - D  
**OT**  
None

### Most Consecutive Games Scoring

8 2006, 2003, 2000-01

### Most TDs

4 1/28/01 at NYG - SB

### Fewest TDs

0 1/13/07 vs. Ind. - D

### Most TDs By Opponent

3 1/20/02 at Pit. - D

### Fewest TDs By Opponent

0 4 times, last 1/13/07 vs. Ind. - D

### Most Consecutive Games Scoring TDs

7 2000-01, 2003

### Most (1-Point) PAT

4 1/28/01 at NYG - SB

### Most (1-Point) PAT by Opponents

3 1/20/02 at Pit. - D

### Most (2-Point) PAT

None

### Most (2-Point) PAT by Opponent

None

### Most Field Goals Attempted

4 1/14/01 at Oak. - A

### Most Field Goals Made

3 1/14/01 at Oak. - A

### Most Field Goals Attempted by Opponent

5 1/13/07 vs. Ind. - D

### Most Field Goals Made by Opponent

5 1/13/07 vs. Ind. - D

### Most Safeties

None

### Most Safeties by Opponent

None

## FIRST DOWNS

### Most First Downs

20 1/13/02 at Mia. - WC  
13 3 times, last 1/13/07 vs. Ind. - D

### Fewest First Downs

6 1/7/01 at Ten. - D  
7 1/20/02 at Pit. - D

### Most First Downs by Opponent

23 1/7/01 at Ten. - D  
21 1/20/02 at Pit. - D

# BALTIMORE RAVENS TEAM POSTSEASON RECORDS

## Fewest First Downs by Opponent

- 9 1/13/02 at Mia. - WC  
12/31/00 vs. Den. - WC
- 11 1/28/01 at NYG - SB

## Most First Downs Rushing

- 12 1/13/02 at Mia. - WC
- 6 1/28/01 at. NYG - SB  
1/14/01 at Oak. - A

## Fewest First Downs Rushing

- 0 1/20/02 at Pit. - D
- 1 1/3/04 vs. Ten. - WC

## Most First Downs Rushing by Opponent

- 11 1/20/02 at Pit. - D  
1/7/01 at Ten. - D

## Fewest First Downs Rushing by Opponent

- 1 1/13/02 at Mia. - WC  
12/31/00 vs. Den. - WC

## Most First Downs Passing

- 11 1/3/04 vs. Ten. - WC
- 7 1/13/02 at Mia. - WC  
12/31/00 vs. Den. - WC

## Fewest First Downs Passing

- 4 1/7/01 at Ten. - D
- 5 1/14/01 at Oak. - A

## Most First Downs Passing by Opponent

- 11 1/7/01 at Ten. - D
- 9 1/13/07 vs. Ind. - D

## Fewest First Downs Passing by Opponent

- 6 3 times, last 1/3/04 vs. Ten. - WC

## Most First Downs by Penalty

- 2 1/13/07 vs. Ind. - D
- 1 5 times, last 1/20/02 at Pit. - D

## Fewest First Downs by Penalty

- 0 1/3/04 vs. Ten. - WC  
1/7/01 at Ten. - D

## Most First Downs by Penalty by Opponent

- 3 1/28/01 at NYG - SB
- 2 4 times, last 1/20/02 at Pit. - D

## Fewest First Downs by Penalty by Opponent

- 0 3 times, last 1/3/04 vs. Ten. - WC

## NET YARDS

### Most Total Net Yards (Rushing and Passing)

- 347 1/13/02 at Mia. - WC
- 282 1/14/01 at Oak. - A

### Fewest Total Net Yards (Rushing and Passing)

- 134 1/7/01 at Ten. - D
- 150 1/20/02 at Pit. - D

### Most Total Net Yards by Opp. (Rushing and Passing)

- 324 1/3/04 vs. Ten. - WC
- 317 1/7/01 at Ten. - D

### Fewest Total Net Yards by Opp. (Rushing and Passing)

- 151 1/13/02 at Mia. - WC
- 152 1/28/01 at NYG - SB

## RUSHING

### Most Rushing Attempts

- 50 1/13/02 at Mia. - WC
- 46 1/14/01 at Oak. - A

### Fewest Rushing Attempts

- 11 1/20/02 at Pit. - D
- 16 1/3/04 vs. Ten. - WC

### Most Rushing Attempts by Opponent

- 49 1/20/02 at Pit. - D
- 40 1/3/04 vs. Ten. - WC

### Fewest Rushing Attempts by Opponent

- 15 1/13/02 at Mia. - WC
- 16 1/28/01 at NYG - SB

### Most Yards Gained Rushing

- 226 1/13/02 at Mia. - WC
- 122 12/31/00 vs. Den. - WC

### Fewest Yards Gained Rushing

- 22 1/20/02 at Pit. - D
- 49 1/7/01 at Ten. - D

### Most Yards Gained Rushing by Opponent

- 165 1/3/04 vs. Ten. - WC
- 154 1/20/02 at Pit. - D

### Fewest Yards Gained Rushing by Opponent

- 24 1/14/01 at Oak. - A
- 42 12/31/00 vs. Den. - WC

### Highest Average Gain, Rushing

- 4.5 1/13/02 at Mia. - WC, 50 for 226 yards
- 4.2 1/13/07 vs. Ind. - D, 20 for 83 yards

### Lowest Average Gain, Rushing

- 2.0 1/20/02 at Pit. - D, 11 for 22 yards
- 2.1 1/7/01 at Ten. - D, 23 for 49 yards

### Highest Average Gain, Rushing by Opponent

- 4.1 1/3/04 vs. Ten. - WC, 40 for 165 yards  
1/28/01 at NYG - SB, 16 for 66 yards

### Lowest Average Gain, Rushing by Opponent

- 1.4 1/14/01 at Oak. - A, 17 for 24 yards
- 2.3 12/31/00 vs. Den. - WC, 18 for 42 yards

### Most TDs Rushing

- 2 12/31/00 vs. Den. - WC
- 1 3 times, last 1/13/02 at Mia. - D

### Fewest TDs Rushing

- 0 4 times, last 1/13/07 vs. Ind. - D

### Most TDs Rushing by Opponent

- 2 1/20/02 at Pit. - D
- 1 1/3/04 vs. Ten. - WC  
1/7/01 at Ten. - D

### Fewest TDs Rushing by Opponent

- 0 5 times, last 1/13/07 vs. Ind. - D

## PASSING

### Most Passing Attempts

- 37 1/3/04 vs. Ten. - WC
- 1/20/02 at Pit. - D
- 29 1/13/07 vs. Ind. - D

# BALTIMORE RAVENS TEAM POSTSEASON RECORDS

## Fewest Passing Attempts

- 15 12/31/00 vs. Den. - WC
- 17 1/7/01 at Ten. - D

## Most Passing Attempts by Opponent

- 47 1/7/01 at Ten. - D
- 39 1/28/01 at NYG - SB

## Fewest Passing Attempts by Opponent

- 22 1/20/02 at Pit. - D
- 23 1/3/04 vs. Ten. - W

## Most Pass Completions

- 20 1/3/04 vs. Ten. - WC
- 18 1/13/07 vs. Ind. - D
- 1/20/02 at Pit. - D

## Fewest Pass Completions

- 5 1/7/01 at Ten. - D
- 9 1/14/01 at Oak. - A
- 12/31/00 vs. Den. - WC

## Most Pass Completions by Opponent

- 25 1/7/01 at Ten. - D
- 19 1/14/01 at Oak. - A

## Fewest Pass Completions by Opponent

- 12 1/20/02 at Pit. - D
- 14 1/3/04 vs. Ten. - WC

## Most Yards Gained, Passing

- 214 1/3/04 vs. Ten. - WC
- 190 1/14/01 at Oak. - A

## Fewest Yards Gained, Passing

- 117 1/7/01 at Ten. - D
- 130 12/31/00 vs. Den. - WC

## Most Yards Gained, Passing by Opponent

- 195 1/7/01 at Ten. - D
- 187 1/14/01 at Oak. - A

## Fewest Yards Gained, Passing by Opponent

- 112 1/28/01 at NYG - SB
- 122 1/13/02 at Mia. - WC

## Most Times Sacked

- 3 3 times, last 1/20/02 at Pit. - D

## Fewest Times Sacked

- 1 1/13/02 at Mia. - WC
- 2 4 times, last 1/13/07 vs. Ind. - D

## Most Times Opponents Sacked

- 5 12/31/00 vs. Den. - WC
- 4 1/28/01 at NYG - SB
- 1/14/01 at Oak. - A

## Fewest Times Opponents Sacked

- 0 1/3/04 vs. Ten. - WC
- 1 1/13/07 vs. Ind. - D
- 1/7/01 at Ten. - D

## Highest Completion Percentage

- 66.7 1/13/02 vs. Mia. - WC, 12 of 18
- 62.1 1/13/07 vs. Ind. - D, 18 of 29

## Highest Completion Percentage by Opponent

- 60.9 1/3/04 vs. Ten. - WC - 14 of 23
- 54.5 1/20/02 at Pit. - D - 12 of 22

## Most TDs Passing

- 1 5 times, last 1/3/04 vs. Ten. - WC

## Most TDs Passing by Opponent

- 1 1/20/02 at Pit. - D
- 1/3/04 vs. Ten. - WC

## Most Passes Had Intercepted

- 3 1/20/02 at Pit. - D
- 2 1/13/07 vs. Ind. - D
- 1/3/04 vs. Ten. - WC

## Most Opponent Passes Intercepted

- 4 1/28/01 at NYG - SB
- 1/14/01 at Oak. - A

## PUNTING

### Most Punts

- 10 1/28/01 at NYG - SB
- 12/31/00 vs. Den. - WC

### Fewest Punts

- 4 1/13/02 at Mia. - WC
- 5 1/13/07 vs. Ind. - D

### Most Punts by Opponent

- 11 1/28/01 at NYG - SB
- 9 12/31/00 vs. Den. - WC

### Fewest Punts by Opponent

- 4 1/13/07 vs. Ind. - D
- 5 1/7/01 at Ten. - D
- 1/13/02 at Mia. - WC

### Highest Punting Average

- 48.8 1/3/04 vs. Ten. - WC
- 45.5 1/13/02 at Mia. - WC

### Lowest Punting Average

- 27.6 1/7/01 at Ten. - D
- 37.4 1/20/02 at Pit. - D

### Highest Punting Average by Opponent

- 47.4 1/13/02 at Mia. - WC
- 45.0 1/13/07 vs. Ind. - D
- 1/14/01 at Oak. - A

### Lowest Punting Average by Opponent

- 37.8 1/7/01 at Ten. - D
- 38.4 1/28/01 at NYG - SB
- 12/31/00 vs. Den. - WC

## PUNT RETURNS

### Most Punt Returns

- 4 12/31/00 vs. Den. - WC
- 3 3 times, last 1/13/02 at Pit. - D

### Fewest Punt Returns

- 1 1/7/01 at Ten. - D
- 2 3 times, last 1/13/07 vs. Ind. - D

### Most Punt Returns by Opponent

- 6 1/3/04 vs. Ten. - WC
- 5 1/20/02 at Pit. - D
- 1/28/01 vs. NYG - SB

### Fewest Punt Returns by Opponent

- 2 3 times, last 1/13/02 at Mia. - WC

### Most Fair Catches

- 4 1/28/01 at NYG - SB
- 3 1/7/01 at Ten. - D



# BALTIMORE RAVENS TEAM POSTSEASON RECORDS

## Most Fair Catches by Opponent

3 1/28/01 at NYG - SB  
1 5 times, last 1/13/07 vs. Ind. - D

## Most Yards, Punt Returns

99 1/20/02 at Pit. - D  
58 1/14/01 at Oak. - A

## Most Yards, Punt Returns by Opponent

70 1/3/04 vs. Ten. - WC  
67 1/20/02 at Pit. - D

## Highest Average, Punt Returns

33.0 1/20/02 at Pit. - D  
19.3 1/14/01 at Oak. - A

## Lowest Average, Punt Returns

1.0 1/3/04 vs. Ten. - WC  
1.5 1/13/02 at Mia. - D

## Highest Average, Punt Returns by Opponent

13.4 1/20/02 at Pit. - D  
11.7 1/3/04 vs. Ten. - WC

## Lowest Average, Punt Returns by Opponent

2.5 1/7/01 at Ten. - D  
3.3 12/31/00 vs. Den. - WC

## Most TDs on Punt Returns

1 1/20/02 at Pit. - D

## Most TDs on Punt Returns by Opponent

None

## KICKOFF RETURNS

### Most Kickoff Returns

6 1/13/07 vs. Ind. - D  
1/20/02 at Pit. - D

### Fewest Kickoff Returns

2 4 times, last 1/13/02 at Mia. - WC

### Most Kickoff Returns by Opponent

7 1/28/01 at NYG - SB  
5 1/13/02 at Mia. - D

### Fewest Kickoff Returns by Opponent

3 3 times, last 1/13/07 vs. Ind. - D

### Most Yards, Kickoff Returns

124 1/13/07 vs. Ind. - D  
115 1/20/02 at Pit. - D

### Fewest Yards, Kickoff Returns

22 1/13/02 at Mia. - WC  
23 12/31/00 vs. Den. - WC

### Most Yards, Kickoff Returns by Opponent

171 1/28/01 at NYG - SB  
115 1/13/02 at Mia. - WC

### Fewest Yards, Kickoff Returns by Opponent

43 12/31/00 vs. Den. - WC  
48 1/13/07 vs. Ind. - D

### Highest Average, Kickoff Returns

55.5 1/28/01 at NYG - SB  
23.0 1/7/01 at Ten. - D

### Lowest Average, Kickoff Returns

11.0 1/13/02 at Mia. - WC  
11.5 12/31/00 vs. Den. - WC

## Highest Average, Kickoff Returns by Opponent

24.4 1/28/01 at NYG - SB  
24.0 1/20/02 at Pit. - D

## Lowest Average, Kickoff Returns by Opponent

13.8 1/7/01 at Ten. - D  
14.3 12/31/00 vs. Den. - WC

## Most TDs on Kickoff Returns

1 1/28/01 at NYG - SB

## Most TDs on Kickoff Returns by Opponent

1 1/28/01 at NYG - SB

## Most TDs on Kickoff Returns, Both Teams

\*2 1/28/01 at NYG - SB, Bal. (1), NYG (1)

## FUMBLES

### Most Fumbles

2 3 times, last 1/13/07 vs. Ind. - D

### Fewest Fumbles

0 1/7/01 at Ten. - D

### Most Fumbles by Opponent

3 1/20/02 at Pit. - D  
1/13/02 at Mia. - WC

### Fewest Fumbles by Opponent

0 1/3/04 vs. Ten. - WC  
1/7/01 at Ten. - D  
12/31/00 vs. Den. - WC

### Most Fumbles Lost

2 1/13/07 vs. Ind. - D  
1 3 times, last 1/20/02 at Pit. - D

### Fewest Fumbles Lost

0 4 times, last 1/3/04 vs. Ten. - WC

### Most Fumbles Lost by Opponent

2 1/13/02 at Mia. - WC

### Fewest Fumbles Lost by Opponent

0 4 times, last 1/3/04 vs. Ten. - WC

### Most Fumbles Recovered, Own and Opponents

3 1/28/01 at NYG - SB (2 own, 1 opp.)  
2 1/13/02 at Mia. - WC (2 opp.)  
1/14/01 at Oak. - A (1 own, 1 opp.)

### Fewest Fumbles Recovered, Own and Opponents

0 3 times, last 1/13/07 vs. Ind. - D

### Most Fumbles Recovered, Own

2 1/28/01 at NYG - SB  
1 3 times, last 1/3/04 vs. Ten. - WC

### Most Fumbles Recovered, Opponents

2 1/13/02 at Mia. - WC  
1 1/28/01 at NYG - SB  
1/14/01 at Oak. - A

### Most TDs, Fumbles Recovered, Own and Opponents

None

### Most TDs, Own Fumbles Recovered

None

### Most TDs, Opponents Fumbles Recovered

None

\*NFL Record

# BALTIMORE RAVENS TEAM POSTSEASON RECORDS

## TURNOVERS

### Most Turnovers

- 4 1/13/07 vs. Ind. - D
- 1/20/02 at Pit. - D

### Fewest Turnovers

- 0 3 times, last 1/28/01 at NYG - SB

### Most Turnovers by Opponent

- 5 1/28/01 at NYG - SB
- 1/14/01 at Oak. - A

### Fewest Turnovers by Opponent

- 1 1/20/02 at Pit. - D
- 1/7/01 at Ten. - D
- 12/31/00 vs. Den. - WC

### Most Turnovers, Both Teams

- 7 1/14/01 at Oak. - A, Bal. (2), Oak. (5)
- 6 1/13/07 vs. Ind. - D, Bal. (4), Ind. (2)

### Most TDs by Ravens off Turnovers

- 1 3 times, last 1/3/04 vs. Ten. - WC

### Most TDs by Opponent off Turnovers

0

## PENALTIES

### Fewest Penalties

- 4 12/31/00 vs. Den. - WC
- 5 1/13/02 at Mia. - WC

### Most Penalties

- 10 1/14/01 at Oak. - A
- 9 1/20/02 at Pit. - D
- 1/28/01 at NYG - SB

### Fewest Penalties by Opponent

- 3 1/13/07 vs. Ind. - D
- 5 1/20/02 at Pit. - D
- 1/14/01 at Oak. - A

### Most Penalties by Opponent

- 6 5 times, last 1/3/04 vs. Ten. - WC

### Fewest Penalties, Both Teams

- 9 1/13/07, Bal. (39) vs. Ind. (19) - D
- 10 12/31/00, Bal. (4) vs. Den. (6) - WC

### Most Penalties, Both Teams

- 15 1/28/01, Bal. (9) at NYG (6) - SB
- 1/14/01, Bal. (10) at Oak. (5) - A
- 14 1/20/02, Bal. (9) at Pit. (5) - D

### Fewest Yards Penalized

- 30 12/31/00 vs. Den. - WC
- 35 1/13/02 at Mia. - WC

### Most Yards Penalized

- 95 1/14/01 at Oak. - A
- 70 1/3/04 vs. Ten. - WC
- 1/28/01 at NYG - SB

### Fewest Yards Opponent Penalized

- 19 1/13/07 vs. Ind. - D
- 27 1/28/01 at NYG - SB

### Most Yards Opponent Penalized

- 55 1/3/04 vs. Ten. - WC
- 1/7/01 at Ten. - D

### Fewest Yards Penalized, Both Teams

- 58 1/13/07, Bal. (39) vs. Ind. (19) - D
- 63 12/31/00, Bal. (30) vs. Den. (33) - WC

### Most Yards Penalized, Both Teams

- 131 1/14/01, Bal. (95) at Oak. (36) - A
- 125 1/3/04, Bal. (70) vs. Ten. (55) - WC

## INTERCEPTIONS

### Most Interceptions

- 4 1/28/01 at NYG - SB
- 1/14/01 at Oak. - A
- 3 1/3/04 vs. Ten. - WC

### Fewest Interceptions

- 1 4 times, last 1/20/02 at Pit. - D

### Most Interceptions By Opponent

- 3 1/20/02 at Pit. - D
- 2 1/13/07 vs. Ind. - D
- 1/3/04 vs. Ten. - WC

### Fewest Interceptions By Opponent

- 0 4 times, last 1/13/02 at Mia. - WC

### Most Consecutive Games With Interceptions

- 8 12/31/00 vs. Den. - WC
- through 1/13/07 vs. Ind. - D

### Most Consecutive Games With INTs By Opponent

- 3 1/20/02 at Pit. - D
- through 1/13/07 vs. Ind. - D

### Most Interception Yards

- 79 1/3/04 vs. Ten. - WC
- 59 1/28/01 at NYG - SB
- 1/14/01 at Oak. - A

### Fewest Interception Return Yards

- 0 1/13/07 vs. Ind. - D (2 INTs)
- 4 12/31/00 vs. Den. - WC (1 INT)

### Most Interception Yards By Opponent

- 51 1/20/02 at Pit. - D (3 INTs)
- 9 1/13/07 vs. Ind. - D (2 INTs)

### Most TDs on Interceptions

- 1 1/3/04 vs. Ten. - WC
- 1/28/01 at NYG - SB
- 1/7/01 at Ten. - D

### Most TDs on Interceptions By Opponent

None



S Ed Reed has totaled 3 career INTs in the postseason, 2 coming in the Divisional Playoff (1/13/07) vs. the Colts? Peyton

# OPPONENT SINGLE-GAME BESTS

## SCORING

### Most Points

- 21 Shayne Graham 11/11/07 vs. Cin. (7 FGs)
- 20 Gary Anderson 12/13/98 vs. Min. (6 FGs, 2 PATs)
- 18 7 times, last by Joseph Addai 12/9/07 vs. Ind. (2 rushing, 1 receiving)

### Most TDs

- 3 Joseph Addai 12/9/07 vs. Ind. (2 rush, 1 receiving)
- Deuce McAllister 12/8/02 vs. NO (3 rushing)
- Jimmy Smith 9/10/00 vs. Jax. (3 receiving)
- Karim Abdul-Jabbar 10/19/97 vs. Mia. (3 rushing)
- Tony Martin 9/28/97 at SD (3 receiving)
- Ed McCaffrey 10/20/96 at Den. (3 receiving)

### Most PATs Attempted

- 6 Adam Vinatieri 12/9/07 vs. Ind.
- Mike Hollis 11/1/98 vs. Jax.
- Norm Johnson 10/5/97 vs. Pit.
- Jason Elam 10/20/96 at Den.

### Most PATs Made

- 6 Adam Vinatieri 12/9/07 vs. Ind.
- Mike Hollis 11/1/98 vs. Jax.
- Norm Johnson 10/5/97 vs. Pit.
- Jason Elam 10/20/96 at Den.

### Most FGs Attempted

- 7 Shayne Graham 11/11/07 vs. Cin.
- 6 Gary Anderson 12/13/98 vs. Min.
- 5 6 times, last by Kris Brown 12/4/05 vs. Hou.

### Most FGs Made

- 7 Shayne Graham 11/11/07 vs. Cin.
- 6 Gary Anderson 12/13/98 vs. Min.
- 5 Kris Brown 12/4/05 vs. Hou.
- Mike Vanderjagt 10/13/02 at Ind.
- Mike Hollis 9/10/00 vs. Jax.
- Mike Hollis 11/30/97 at Jax.

### Longest FG Attempted

- 60 John Hall 9/13/98 at NYJ
- 57 Mike Vanderjagt 10/13/02 at Ind.
- 54 Nate Kaeding 10/1/06 vs. SD

### Longest FG Made

- 54 Nate Kaeding 10/1/06 vs. SD
- 53 Mike Vanderjagt 11/29/98 vs. Ind.
- 52 Olindo Mare 11/16/03 at Mia.
- Norm Johnson 11/9/97 at Pit.

## RUSHING

### Most Rushing Attempts

- 36 Ricky Williams 11/16/03 at Mia.
- 33 Priest Holmes 10/4/04 vs. KC
- 32 Deuce McAllister 12/8/02 vs. NO
- 31 Lawrence Phillips 10/27/96 vs. STL - OT
- 30 Corey Dillon 12/28/04 at NE
- Julius Jones 11/21/04 vs. Dal.
- Eddie George 10/11/98 vs. Ten.

### Most Yards Rushing

- 194 Terrell Davis 10/20/96 at Den.
- 192 Marshall Faulk 11/29/98 vs. Ind.
- 163 James Allen 12/20/98 at Chi.
- 155 Domanick Davis (Williams) 12/4/05 vs. Hou.
- 151 Fred Taylor 10/20/02 vs. Jax.

### Highest Rushing Average (min. 12 carries)

- 11.3 Marshall Faulk 11/29/98 vs. Ind.
- 7.4 Sammy Morris 1/2/05 vs. Mia.
- 7.1 James Allen 12/20/98 at Chi.
- 6.9 Terrell Davis 10/20/96 at Den.
- 6.0 Fred Taylor 10/20/02 vs. Jax.

### Longest Rush From Scrimmage

- 77t Shawn Bryson 10/9/05 at Det.
- 74t Kordell Stewart 10/5/97 vs. Pit.
- 71t Terrell Davis 10/20/96 at Den.
- 68t Marshall Faulk 11/29/98 vs. Ind.
- 57 James Allen 12/20/98 at Chi.

### Most Rushing TDs

- 3 Deuce McAllister 12/8/02 vs. NO
- Karim Abdul-Jabbar 10/19/97 vs. Mia.
- 2 13 times by 12 players, last by Joseph Addai 12/9/07 vs. Ind.

## PASSING

### Most Passing Attempts

- 69 Vinny Testaverde 12/24/00 vs. NYJ
- 55 Randall Cunningham 12/13/98 vs. Min.
- 53 Brian Griese 9/30/02 vs. Den.
- 52 Carson Palmer 9/26/04 at Cin.
- 50 Mark Brunell 9/10/00 vs. Jax.

### Most Pass Completions

- 36 Vinny Testaverde 12/24/00 vs. NYJ
- 35 Brian Griese 9/30/02 vs. Den.
- 32 Randall Cunningham 12/13/98 vs. Min.
- 30 Jon Kitna 12/01/02 at Cin.
- Peyton Manning 10/13/02 at Ind.

### Most Yards Passing

- 481 Vinny Testaverde 12/24/00 vs. NYJ
- 386 Mark Brunell 9/10/00 vs. Jax.
- 383 Drew Brees 10/29/06 at NO
- 382 Carson Palmer 12/5/04 vs. Cin.
- 376 Mark Brunell 9/20/98 at Jax.

### Highest Completion Percentage

- 83.9 Elvis Grbac 11/17/96 at SF (26-31)
- 83.3 Rob Johnson 8/31/97 vs. Jax. (20-24)
- 80.6 Carson Palmer 12/5/04 vs. Cin. (29-36)
- 79.4 Brett Favre 10/4/01 at GB (27-34)
- 79.2 Steve McNair 12/22/96 vs. Hou. (19-24)

### Longest Completion

- 90t Kordell Stewart to Bobby Shaw 12/16/01 vs. Pit.
- 82t Jon Kitna to Chad Johnson 10/19/03 at Cin.
- 81t Josh Miller to Chris Hope 12/28/03 vs. Pit.
- 80t Matt Hasselbeck to Darrell Jackson 11/23/03 vs. Sea.
- 78t Derek Anderson to Braylon Edwards 9/30/07 vs. Cle.
- Mark Brunell to Fred Taylor 11/1/98 vs. Jax.

### Most TD Passes

- 5 Ben Roethlisberger 11/5/07 at Pit.
- Matt Hasselbeck 11/23/03 vs. Sea.
- 4 Peyton Manning 12/9/07 vs. Ind.
- Drew Bledsoe 10/6/96 vs. NE
- 3 14 times by 13 players, last by Philip Rivers 11/25/07 at SD

### Most Interceptions Thrown

- 5 Gus Frerotte 10/14/07 vs. STL
- 4 Drew Bledsoe 12/24/04 vs. Buf.
- Jeff Garcia 11/30/03 vs. SF
- 3 22 times by 19 players, last by Drew Brees 10/29/06 at NO

# OPPONENT SINGLE-GAME BESTS

## RECEIVING

### Most Receptions

- 15 Jimmy Smith 9/10/00 vs. Jax.
- 14 Anquan Boldin 9/23/07 vs. Ari.
- 12 Marvin Harrison 10/13/02 at Ind.  
Derrick Mason 11/12/01 at Ten.
- 11 4 times, last by Peter Warrick 12/7/03 vs. Cin.

### Highest Average Gain Per Reception (min. 3)

- 38.8 Tony Martin 9/28/97 at SD (4-155)
- 36.5 Chris Chambers 1/2/05 vs. Mia. (4-146)
- 36.3 Greg Camarillo 12/16/07 at Mia. (3-109)
- 32.3 Braylon Edwards 9/30/07 at Cle. (3-97)  
Plaxico Burress 12/26/04 at Pit. (3-97)

### Most Receiving Yards

- 291 Jimmy Smith 9/10/00 vs. Jax.
- 229 Isaac Bruce 10/27/96 vs. STL - OT
- 181 Anquan Boldin 9/23/07 vs. Ari.
- 189 Steve Smith 10/15/06 vs. Car.
- 171 T.J. Houshmandzadeh 12/5/04 vs. Cin.

### Most Touchdown Receptions

- 3 Jimmy Smith 9/10/00 vs. Jax.  
Tony Martin 9/28/97 at SD  
Ed McCaffrey 10/20/96 at Den.

## INTERCEPTIONS

### Most Interceptions

- 3 Anthony Henry 11/18/01 vs. Cle.
- 2 17 times, last by Gary Brackett 12/9/07 vs. Ind.

### Most Interception Return Yardage

- 100 Brodney Pool 11/18/07 vs. Cle. (1 TD ret.)
- 97 Derrick Brooks 9/15/02 vs. TB (1 TD ret.)
- 87 Perry Phenix 11/12/00 at Ten. (1 TD ret.)
- 74 Gary Brackett 12/9/07 vs. Ind.
- 71 Cato June 12/19/04 at Ind. (1 ret.)

### Highest Average on Int. Return Yardage (min. 2)

- 37.0 Gary Brackett 12/9/07 vs. Ind. (2-74)
- 29.5 James Hasty 10/21/99 vs. KC (2-59)  
Jerametrius Butler 11/9/03 at STL (2-59)
- 25.0 Brian Russell 1/1/06 at Cle. (2-50)
- 18.5 Rayna Stewart 9/10/00 vs. Jax. (2-37)

### Longest Interception Return

- 100t Brodney Pool 11/18/07 vs. Cle.
- 97t Derrick Brooks 9/15/02 vs. TB
- 87t Perry Phenix 11/12/00 at Ten.
- 71 Cato June 12/19/04 at Ind.
- 68t Jeff Herrod 10/13/96 at Ind.

### Interception Return Touchdowns

- 1 16 times, last by Brodney Pool 11/18/07 vs. Cle.

## SACKS

### Most Sacks

- 3.5 James Harrison 11/5/07 at Pit.  
Gerald Dixon 12/21/97 at Cin.
- 3 9 times, last by Shantee Orr 12/4/05 vs. Hou.

### Most Sack Yardage

- 25.5 James Harrison 11/5/07 at Pit. (3.5 sacks)
- 25 Kenard Lang 9/12/04 at Cle. (3 sacks)
- 24 Ricardo McDonald 12/20/98 at Chi. (1 sack)

## PUNTING

### Most Punts

- 11 Tommy Barnhardt 12/19/99 vs. NO
- 10 4 times, last by Craig Hentrich 10/7/01 vs. Ten.

### Most Punting Yardage

- 491 Chris Gardocki 11/26/00 vs. Cle. (10 punts)
- 447 Chris Gardocki 9/26/99 vs. Cle. (10 punts)
- 421 Darren Bennett 11/15/98 at SD (10 punts)

### Highest Punting Average (4 punts)

- 53.8 Mike Scifres 10/1/06 vs. SD (5 punts)
- 53.5 Shane Lechler 9/17/06 vs. Oak. (4 punts)
- 52.8 Lee Johnson 9/7/97 vs. Cin. (4 punts)

### Longest Punt

- 74 Andy Lee 10/7/07 at SF
- 71 Mike Scifres 10/1/06 vs. SD
- 70 Mike Scifres 11/25/07 at SD

### Most Punts Inside 20

- 8 Bryan Barker 11/14/99 at Jax.
- 5 Matt Turk 11/16/03 at Mia.

## PUNT RETURNS

### Most Punt Returns

- 7 Alvin Pearman 11/13/05 at Jax.
- 6 10 times, last by Allen Rossum 11/5/07 at Pit.

### Most Punt Return Yardage

- 117 Leon Johnson 11/2/97 at NYJ - OT
- 110 Kevin Williams 11/23/97 vs. Ari.
- 92 Avlon Black 12/15/02 at Hou.

### Highest Punt Return Average (3 returns)

- 30.7 Avlon Black 12/15/02 at Hou. (3 returns)
- 25.0 Roell Preston 10/25/98 at GB (4 returns)
- 19.5 Leon Johnson 11/2/97 at NYJ - OT (6 returns)

### Longest Punt Return

- 86t Craig Yeast 11/21/99 at Cin.
- 76t Avlon Black 12/15/02 at Hou.
- 71t Roell Preston 10/25/98 at GB

### TDs

- 1 5 times, last by D. Northcutt 1/1/06 at Cle. (62 yards)

## KICKOFF RETURNS

### Most Kickoff Returns

- 8 Terrence Wilkins 12/2/01 vs. Ind.
- 7 6 times, last by Joshua Cribbs 11/18/07 vs. Cle.

### Most Kickoff Return Yardage

- 245 Joshua Cribbs 11/18/07 vs. Cle. (7 ret.)
- 228 Brandon Bennett 11/10/02 vs. Cin. (6 ret.)
- 210 Wes Welker 1/2/05 vs. Mia. (7 ret.)

### Highest Kickoff Return Average (3 returns)

- 43.0 Will Blackwell 10/5/97 vs. Pit. (3-129)
- 40.3 Dante Hall 9/28/03 vs. KC (3-121)
- 38.0 Brandon Bennett 11/10/02 vs. Cin. (6-228)

### Longest Kickoff Return

- 97t Dante Hall 9/28/03 vs. KC
- Tremain Mack 9/27/98 vs. Cin.
- Will Blackwell 10/5/97 vs. Pit.

### TDs

- 1 7 times, last by Wes Welker 1/2/05 vs. Mia. (95 yards)

# BALTIMORE PRO FOOTBALL RECORDS

**Note:** The following records reflect the performances of players on 2 professional football teams in Baltimore's past, plus the current NFL Ravens: The Baltimore Colts of the NFL, a team that played in Memorial Stadium from 1953-83, and the initial Colts franchise, which played in the All-American Football Conference from 1947-49 and then in the NFL in 1950. That franchise existed in 1950, but disbanded following that season. This set of statistics is not officially recognized by the NFL, but is meant to honor the players and teams that represented Baltimore's citizens for so many years. This also gives a historical perspective to Baltimore pro football history.

1949-60: 12 GAMES

1947-48, 1961-77: 14 GAMES

1978-83, 1996-2007: 16 GAMES

## SCORING

### Most Points Scored

#### Career

1,342	Matt Stover (1996-2007)
678	Lenny Moore (1956-67)
586	Lou Michaels (1965-69)

#### Season

135	Matt Stover (2000)
134	Matt Stover (2003)
121	Matt Stover (2006)
120	Lenny Moore (1964)
117	Matt Stover (2004)
116	Matt Stover (1999)
115	Matt Stover (2001)
113	Matt Stover (2005)
112	Raul Allegre (1983)
110	Matt Stover (1997)
109	Toni Linhart (1976)
107	Matt Stover (2007)
106	Lou Michaels (1967)

#### Game

24	Lenny Moore (vs. Chi., 10/4/58)
	Lenny Moore (vs. LA Rams, 10/16/60)
	Lenny Moore (vs. Min., 10/1/61)
	Lydell Mitchell (vs. Buf., 10/12/75)
	Marcus Robinson (vs. Sea., 11/23/03)

### Most TDs

#### Career

113	Lenny Moore (1956-67 - includes 1 FR)
68	Raymond Berry (1956-67)
57	Tom Matte (1961-72)

#### Season

20	Lenny Moore (1964)
15	Lenny Moore (1961)
15	Lydell Mitchell (1975)
14	Lenny Moore (1958)
	Raymond Berry (1959)
	Michael Jackson (1996)
	Jamal Lewis (2003)

#### Game

4	Lenny Moore (10/4/58 vs. Chi.)
	Lenny Moore (10/16/60 vs. LA)
	Lenny Moore (10/1/61 vs. Min.)
	Lydell Mitchell (10/12/75 vs. Buf.)
	Marcus Robinson (11/23/03 vs. Sea.)

### Most Field Goals

#### Career

327	Matt Stover (1996-2007)
107	Lou Michaels (1964-69)
72	Toni Linhart (1974-79)

#### Season

35	Matt Stover (2000)
33	Matt Stover (2003)
30	Raul Allegre (1983)
	Matt Stover (2005, 2001)
29	Matt Stover (2004)
28	Matt Stover (1998)
	Matt Stover (2006)

### Game

5	Lou Michaels (9/25/66 vs. SF)
	Raul Allegre (10/30/83 at Phi.)
	Matt Stover (9/21/97 at Ten.)
	Matt Stover (12/26/99 vs. Cin.)
	Matt Stover (10/8/00 vs. Jax.)
	Matt Stover (10/14/07 vs. STL)

### Most Consecutive Field Goals Made

36	Matt Stover (7th in '05 through 10th in '06)
22	Matt Stover (8th in '99 through 3rd in '00)
18	Matt Stover (1st in '01 through 11th in '01)
	Matt Stover (6th in '04 through 14th in '04)

### Highest Career Field Goal Percentage

#### (Min. 30 attempts)

85.7	Raul Allegre (1983, 30-35)
84.9	Matt Stover (1996-2007, 327-385)
60.5	Toni Linhart (1974-79, 72-119)

### Longest Field Goal Made

58	Dan Miller (12/26/82 at SD)
56	Bert Rechichar (9/27/53 vs. Chi.)
	Wade Richey (9/14/03 vs. Cle.)

## RUSHING

### Most Rushing Attempts

#### Career

1,822	Jamal Lewis (2000, 2002-06)
1,391	Lydell Mitchell (1972-77)
1,200	Tom Matte (1961-72)
1,069	Lenny Moore (1956-67)

#### Season

387	Jamal Lewis (2003)
314	Jamal Lewis (2006)
309	Jamal Lewis (2000)
308	Jamal Lewis (2002)
301	Lydell Mitchell (1977)
294	Willis M-Gahee (2007)
289	Lydell Mitchell (1976, 1975)

#### Game

40	Lydell Mitchell (10/20/74 at NYJ, 156 yds.)
36	Bam Morris (10/26/97 at Was., 176 yds.)
	Priest Holmes (11/22/98 at Cin., 227 yds.)
35	Lydell Mitchell (12/9/73 vs. Mia., 104 yds.)
	Jay Graham (11/16/97 vs. Phi. - OT, 154 yds.)

### Most Rushing Yardage

#### Career

7,801	Jamal Lewis (2000, 2002-06)
5,487	Lydell Mitchell (1972-77)
5,174	Lenny Moore (1956-67)
4,646	Tom Matte (1961-72)

#### Season

2,066	Jamal Lewis (2003)
1,364	Jamal Lewis (2000)
1,327	Jamal Lewis (2002)
1,207	Willis M-Gahee (2007)
1,200	Lydell Mitchell (1976)
1,193	Lydell Mitchell (1975)



# BALTIMORE PRO FOOTBALL RECORDS

## Game

- 295 Jamal Lewis (9/14/03 vs. Cle.)
- 227 Priest Holmes (11/22/98 at Cin.)
- 205 Jamal Lewis (12/21/03 at Cle.)
- 198 Norm Bulaich (9/19/71 vs. NYJ)
- 194 Alan Ameche (9/25/55 vs. Chi.)

## Most Touchdowns Rushing

### Career

- 63 Lenny Moore (1956-67)
- 45 Tom Matte (1961-72)
- Jamal Lewis (2000, 2002-06)
- 40 Alan Ameche (1955-60)

### Season

- 16 Lenny Moore (1964)
- 14 Jamal Lewis (2003)
- 11 Tom Matte (1969)
- Lydell Mitchell (1975)
- Curtis Dickey (1980)

### Game

- 3 Alan Ameche (10/13/57 vs. GB)
- Lenny Moore (10/16/60 vs. LA)
- Tom Matte (12/29/68 at Cle.)
- Tom Matte (11/2/69 vs. Was.)
- Don McCauley (11/23/75 at Mia.)
- Jamal Lewis (12/7/03 vs. Cin.)
- Jamal Lewis (11/19/06 vs. Atl.)

## Most 100-Yard Games

### Career

- 30 Jamal Lewis (2000, 2002-06)
- 16 Lydell Mitchell (1972-77)
- 7 Alan Ameche (1955-60)
- Priest Holmes (1997-2000)

### Season

- 12 Jamal Lewis (2003)
- 5 Willis McGahee (2007)
- Jamal Lewis (2002)
- Jamal Lewis (2000)
- Lydell Mitchell (1975)

## Longest Run From Scrimmage

- 96t Jim Spavital (11/6/50, vs. GB)
- 82t Jamal Lewis (9/14/03 vs. Cle.)
- 80t Tom Matte (10/12/64, vs. STL)
- 79t Alan Ameche (9/25/55 vs. Chi.)
- Lenny Moore (10/28/56)

## RECEIVING

## Most Pass Receptions

### Career

- 631 Raymond Berry (1955-67)
- 363 Lenny Moore (1956-67) (RB)
- 339 Todd Heap (2001-2007)
- 333 Don McCauley (1971-81) (RB)

### Season

- 103 Derrick Mason (2007)
- 86 Derrick Mason (2005)
- 82 Joe Washington (1979) (RB)
- 76 Michael Jackson (1996)
- 75 Todd Heap (2005)
- Raymond Berry (1961)

### Game

- 13 Joe Washington (9/2/79 at KC)
- Lydell Mitchell (12/15/74 vs. NYJ)
- Priest Holmes (10/11/98 vs. Ten.)
- 12 Raymond Berry (11/10/57 at Was.)
- Raymond Berry (12/28/58 at NYG)
- Lydell Mitchell (11/28/76 vs. NYJ)

## Most Consecutive Games, Pass Receptions

- 74 Todd Heap (9/8/02 at Car. through 9/30/07 at Cle.)
- 43 Lenny Moore (11/10/57 at Was. through 12/18/60 at SF)
- 38 Raymond Berry (12/28/58 at NYG through 10/1/61 vs. Min.)
- 37 Jimmy Orr (10/20/63 at Det. through 12/12/65 vs. GB)

## Most Receiving Yardage

### Career

- 9,275 Raymond Berry (1955-67)
- 6,039 Lenny Moore (1956-67)
- 5,859 Jimmy Orr (1961-70)

### Season

- 1,298 Raymond Berry (1960)
- 1,201 Michael Jackson (1996)
- 1,112 Roger Carr (1976)
- 1,105 Qadry Ismail (1999)
- 1,099 Derrick Alexander (1996)

### Game

- 258 Qadry Ismail (12/12/99 at Pit.)
- 224 Raymond Berry (11/10/57 at Was.)
- 210 Roger Carr (10/24/76 at NYJ)

## Most Touchdown Receptions

### Career

- 58 Raymond Berry (1955-67)
- 50 Jimmy Orr (1961-70)
- 48 Lenny Moore (1956-67)

### Season

- 14 Raymond Berry (1959)
- Michael Jackson (1996)
- 11 Jimmy Orr (1962)
- Roger Carr (1976)

### Game

- 4 Marcus Robinson (11/23/03 vs. Sea.)
- 3 Jim Mutscheller (10/13/57 vs. GB at Mil.)
- Raymond Berry (10/30/60 at Dal.)
- Raymond Berry (11/26/60 at GB)
- Jimmy Orr (12/8/62 vs. Was.)
- Jimmy Orr (10/4/64 vs. LA)
- Roger Carr (9/19/76 vs. Cin.)
- Michael Jackson (12/22/96 vs. Hou.)
- Qadry Ismail (12/12/99 at Pit.)

## Most Consecutive Games, Touchdown Receptions

- 5 Raymond Berry (11/15/59, vs. GB at Mil. through 12/12/59 at LA)
- Jimmy Orr (12/2/62 at Det. through 9/22/63 at SF)
- Michael Jackson (10/20/96 at Den. through 11/17/96 at SF)

## Most 100-Yard Receiving Games

### Career

- 23 Raymond Berry (1955-67)
- 19 Lenny Moore (1956-67)
- 18 Jimmy Orr (1961-70)

### Season

- 6 Raymond Berry (1960)
- 5 Lenny Moore (1958)
- 4 Raymond Berry (1958)
- Raymond Berry (1959)
- Lenny Moore (1959)
- Lenny Moore (1960)
- Jimmy Orr (1962)
- Michael Jackson (1996)
- Mark Clayton (2006)

# BALTIMORE PRO FOOTBALL RECORDS

## Longest Reception

92	Derrick Alexander from Eric Zeier (12/7/97 vs. Sea.)
90t	Roger Carr from Bert Jones (11/16/75 vs. NYJ)
89t	John Mackey from John Unitas (10/30/66 at LA) Roger Carr from Bert Jones (11/9/75 at Buf.)
88t	Tom Matte from John Unitas (9/17/67 vs. Atl.)
87t	Mark Clayton from Steve M'Nair (12/10/06 at KC)
86t	Michael Jackson from Vinny Testaverde (12/22/96 vs. Hou.)

## PASSING

### Most Pass Attempts

#### Career

5,110	John Unitas (1956-72)
2,464	Bert Jones (1973-81)
1,311	Kyle Boller (2003-2007)
1,019	Vinny Testaverde (1996-97)
893	Y.A. Tittle (1948-50)

#### Season

549	Vinny Testaverde (1996)
470	Vinny Testaverde (1997)
468	Steve M'Nair (2006)
467	Elvis Grbac (2001)
464	Kyle Boller (2004)
459	Greg Landry (1979)
446	Bert Jones (1980)

#### Game

63	Elvis Grbac (9/23/01 at Cin.)
53	Steve M'Nair (9/30/07 at Cle.) Bert Jones (12/15/74 vs. NYJ)
51	Vinny Testaverde (10/27/96 vs. STL - OT)
50	Vinny Testaverde (11/24/96 vs. Jax. - OT)
	Jeff Blake (10/27/02 vs. Pit.)
49	Greg Landry (12/2/79 at NYJ)

### Most Pass Completions

#### Career

2,796	John Unitas (1956-72)
1,382	Bert Jones (1973-81)
746	Kyle Boller (2003-2007)
596	Vinny Testaverde (1996-97)
470	Y.A. Tittle (1948-50)

#### Season

325	Vinny Testaverde (1996)
295	Steve M'Nair (2006)
271	Vinny Testaverde (1997)
270	Greg Landry (1979)
265	Elvis Grbac (2001)
258	Kyle Boller (2004)
255	John Unitas (1967)

#### Game

36	Bert Jones (12/15/74 vs. NYJ)
34	Steve M'Nair (9/30/07 at Cle.)
33	Elvis Grbac (9/23/01 at Cin.)
32	Vinny Testaverde (10/19/97 vs. Mia.)
31	Vinny Testaverde (10/27/96 vs. STL - OT) Vinny Testaverde (11/24/96 vs. Jax. - OT)

### Highest Completion Percentage

#### Season (min. 192)

64.9	Steve M'Nair (2007)
63.0	Steve M'Nair (2006)

61.7	Anthony Wright (2005)
60.4	Bert Jones (1976)
59.3	Trent Dilfer (2000)
59.2	Vinny Testaverde (1996)
59.1	Greg Landry (1979)

### Most Yards Passing

#### Career

39,768	John Unitas (1956-72)
17,663	Bert Jones (1973-81)
7,846	Kyle Boller (2003-07)
7,148	Vinny Testaverde (1996-97)
6,615	Y.A. Tittle (1948-50)

#### Season

4,177	Vinny Testaverde (1996)
3,481	John Unitas (1963)
3,428	John Unitas (1967)

#### Game

429	Vinny Testaverde (10/27/96 vs. STL- OT)
401	John Unitas (9/17/67 vs. Atl.)
397	John Unitas (11/1/59 vs. Cle.)
385	John Unitas (12/16/62 vs. Min.)
373	Steve M'Nair (11/12/06 at Ten.)

### Most TD Passes

#### Career

287	John Unitas (1956-72)
122	Bert Jones (1973-81)
51	Vinny Testaverde (1996-97)
47	Earl Morrall (1968-71)

#### Season

33	Vinny Testaverde (1996)
32	John Unitas (1959)
26	Earl Morrall (1968)

#### Game

5	Gary Cuozzo (11/14/65 at Min.) Tony Banks (9/10/00 vs. Jax.)
4	Anthony Wright (11/23/03 vs. Sea.) Kyle Boller (12/12/04 vs. NYG)

### Most Passes Had Intercepted

#### Career

246	John Unitas (1956-72)
-----	-----------------------

#### Season

24	John Unitas (1960, 1961 and 1966)
----	-----------------------------------

#### Game

6	Fred Enke (10/18/53 at GB)
5	Fred Enke (11/7/53 at Det.) John Unitas (11/26/60 vs. SF) John Unitas (10/8/61 at GB) John Unitas (11/20/66 at De.) Bill Troup (9/10/78 vs. Mia.)



Hall of Fame QB Johnny Unitas holds many Baltimore football records, including career TD passes (287) and career passing yards (39,768). Unitas played for Baltimore from 1956-1972.

## BALTIMORE RAVENS GAME DAY

### BALTIMORE, MD

**M**&T Bank Stadium – without a doubt – is where NFL excitement begins on any given Sunday. And Ravens home games and M&T Bank Stadium are synonymous with winning.

Since winning the Super Bowl in 2000, the Ravens have presented a daunting home record for opponents, 46-18, entering 2008.

Located at the south point of Camden Yards, M&T Bank Stadium stands as the crowning jewel of NFL sports facilities. Fans – proud of their Baltimore heritage – enjoy the latest technology, including state-of-the-art SMARTVISION video screens. Combined with exclusive amenities, the game's excitement gives fans, friends and families an opportunity to enjoy the day together. With a capacity of 71,008, this impressive structure is the home of the Ravens and draws its distinctive design from the best of Baltimore's architecture.



Photo by David Wallace - Aerial Photography, Annapolis, MD

Completed in 1998 at a cost of \$220 million, the stadium has 128 suites and 8,196 club seats. HOK architects designed both Oriole Park and the Ravens' home at Camden Yards. The latter was completed in less than 2 years and funded through a combination of proceeds generated from debt service paid by lottery proceeds, the sale of tax-exempt revenue bonds, and the Ravens.


Completed in 1998 at a cost of \$220 million, the stadium has 128 suites and 8,196 club seats. HOK architects designed both Oriole Park and the Ravens' home at Camden Yards. The latter was completed in less than 2 years and funded through a combination of proceeds generated from debt service paid by lottery proceeds, the sale of tax-exempt revenue bonds, and the Ravens.

### QUICK STADIUM FACTS

- M&T Bank Stadium is 185 ft. high, 35 ft. above Oriole Park
- The 2 SMARTVISION video screens, located in each end zone, generate 16 million colors
- M&T Bank Stadium has featured other events since it opened in 1998:

ACC Lacrosse Tournaments - 2005-06 • Army-Navy - 2000, 2007 • The Baltimore Bayhawks - 2002 (season) • HFStivals - 1998, 2005 • Maryland vs. Georgia Tech - 1998 • Maryland vs. Navy - 2005 • Morgan State - 1998-99, 2000 • Navy vs. Notre Dame - 2002, 2005-06 • Salisbury vs. Frostburg - 1999 • NCAA Lacrosse Championship - 2003-04, 2007 • Calvert Hall - Loyola & City - Poly - 1998 - 2007 • MPSSAA\* State HS Football Championships - 2003-07 • Kenny Chesney Concert - 2008

*\*Maryland Public Secondary Schools Athletic Association*



Photos by Shawn Hubbard

## M&T BANK STADIUM HIGHLIGHTS



### VIDEO SCREENS:

- The 2 SMARTVISION video screens, located in each end zone, measuring 100 ft. x 24 ft. are 2 of the largest permanent computer-operated video display screens in the NFL.
- A staff of 25+ people operate the screens from a central control room located on the press level. Some of the dynamic features of the screens include, arguably, the best graphics and game action video in the league, plus network pre-game shows, live game highlights from around the NFL, instant replays, up-to-date scores, statistics, plus player updates and features.
- Each screen can be divided into as many as 16 different pictures, augmented by over 1,894 custom-built speakers that produce crystal-quality sound and dynamic, breathtaking special effects.
- Providing even more information to fans are LED boards (800 linear feet) surrounding the field.

### SIGHTLINES:

- Front row seating in the lower level is 6 ft. above the playing field, high enough to eliminate any issue with obstructed views. In addition, the front row is only a short distance of 50 ft. from the playing field sidelines and 20 ft. from the back of the end zones.
- The distinctive upper seating area includes open notches in each corner of the stadium, allowing scenic views of the city of Baltimore.

### SEATING:

- With a seating capacity of 71,008, M&T Bank Stadium is substantially larger than its sister baseball stadium to the north. At 1.6 million sq. ft., it is nearly double Oriole Park's size. Seating for the disabled is located on every level.
- The 8,196 club seats at M&T Bank Stadium offer extra-wide comfort, plus VIP parking, access to the club lounges serving specialty foods, fully-staffed bars, concierge services and scenic views of downtown Baltimore.
- Each of the 128 suites at M&T Bank Stadium hold between 20-24 people and features 3 televisions, a private restroom, VIP parking and personal waitstaff service. Many other amenities are available to suite holders.

### AMENITIES:

- Extra-wide concourses (44-64 ft.) allow easier people movement. Seven public elevators, numerous ramps, and 2 escalators (to club level) assist the movement of fan traffic.
- There are 55 concessions stands in the upper, lower and club levels with delicious game day fare, including some of Baltimore's signature favorites.
- Club decor features a historical perspective of football in Baltimore highlighting great games, teams and players from the area's rich football history.



## M&T BANK STADIUM HIGHLIGHTS



Photo s by Stuart Haman

Ravens Team Stores offer fans all of the latest Ravens' merchandise and are conveniently located throughout M&T Bank Stadium. ATMs are available on the club, upper and lower concourses.

### T RANSPORTATION AND S TADIUM SITE:

- Located at 1101 Russell St., M&T Bank Stadium is surrounded on all sides by the following elevated roadways: I-95 and the Hamburg St. bridge to the north; I-95 and I-395 (plus Light Rail line) to the east; the Ostend St. bridge to the south; and the Russell St. viaduct to the west.
- Fans can easily access M&T Bank Stadium using mass transit. The Light Rail has a drop-off point located directly outside of Gate B.
- Parking in stadium lots, managed by Central Parking Systems, (410) 347-9330, is limited to permit holders, but city lots are also available for game-day parking, just a short walk away.
- Tailgating fans are welcomed at M&T Bank Stadium. Fans may tailgate in all of the lots in the complex. For complete Tailgate Lot parking information, call the Ravens' Ticket Office at (410) 261-RAVE (7283).
- In October of 2002, following the passing of legendary Colts' quarterback Johnny Unitas, the Ravens named the area near Gate A *Unitas Plaza*. A statue sculpted by local artist Frederick Kail was commissioned by a grassroots group that included donations from the Steve Bisciotti family, the Art Modell family, the Baltimore Orioles and numerous others. One of the signature elements of the bronze work is the famous black high tops – John's favorite football shoe. Many Ravens fans touch the left shoe of the statue for good luck prior to every home game!


- Unitas Plaza is a great picture-taking area for Baltimoreans and vacationers. Original PSL season ticket holders also have the opportunity to locate their names etched in one of two PSL Walls of Honor. These names are a tribute to the great Ravens' football fans who have supported the team that brought Baltimore and the State of Maryland the NFL World Championship with Super Bowl XXXV.

*Johnny Unitas spent many Sundays on the sidelines at M&T Bank Stadium watching the Ravens play football. The 1958 NFL title game - "the greatest game ever played" - turns 50 on Dec. 28. That contest also turned Unitas into a household name. Johnny's last-second heroics won the game for Baltimore: Colts 23, NY Giants 17.*





## IN-GAME ENTERTAINMENT



### MASCOT POE

The game-day experience at M&T Bank Stadium is designed to offer Ravens fans a festive and colorful atmosphere providing a variety of entertainment and excitement. And it wouldn't be complete without the Ravens' mischievous mascot, Poe. If you would like to book Poe to fly into your next function, please call (410) 701-4114. You can also log on to [baltimore Ravens.com](http://baltimore Ravens.com).



### RAVENS CHEERLEADERS

The Ravens' cheerleading squad has 21 members on the dance team and 36 members on the stunt team. The cheerleading squad is the only NFL team with both a dance and stunt team. Ravens cheerleaders are in our community helping the team raise funds for charities and foundations in the Baltimore area. Scheduling an appearance for your next event is easy. Just call (410) 701-4271, or log on to [baltimore Ravens.com](http://baltimore Ravens.com).



### BALTIMORE'S MARCHING RAVENS

Over 300 musicians and flagline performers comprise Baltimore's Marching Ravens. The electrifying band performs Script Ravens during the pre-game. John Ziemann directed the Colts' Marching Band, which evolved into the current Ravens' musical performers. BMR is deeply involved in charitable causes and raises funds to help support the Baltimore community. For information on scheduling these dynamic performers, call John Ziemann at (410) 557-8335. For more information, log on to [baltimore Ravens.com](http://baltimore Ravens.com).



### LIVE RAVENS

Join us in welcoming to the Ravens...2 baby ravens. As much as we love Poe, we now have 2 members of the Ravens' family who actually belong to the species. The 2 birds, who are among a rare breed of African White Nape Ravens, were born on Apr. 26, 2008, and are being nurtured and trained by Daniel Walthers of Commerce, GA. Fans will have an opportunity to see the birds perform at every home game.


## BALTIMORE RAVENS RAVE-TV

**R**AWE-TV, the Ravens' Emmy award-winning broadcasting group (15 Emmys), produces daily programming from Monday through Friday during the 2008 season.

Here's a rundown of shows:

**1 WINNING DRIVE (7 and 10:30 PM Monday on MASN)** gives fans an inside look at Sunday's game with exclusive RAVE-TV video and audio from the bench, the sidelines and locker room, plus highlights of head coach John Harbaugh's day-after game press conference.

**THE JOHN HARBAUGH SHOW (10:30 PM Tuesday on MASN)** gives it to you straight with the coach's insight and perspective, answering fans calls on the air.



O.J. Brigrance won a television Emmy as host of the acclaimed program **RAVENS REPORT** in June 2008.

### EMMY AWARDS

**I**n June, RAVE-TV was honored at the 50th annual NATAS dinner in Washington, D.C. with 3 Emmy awards.

In its short 12-year history, Rave-TV owns 15 Emmys, all presented to the team's Broadcasting Department.

**RAVENS REPORT** was honored for Outstanding Achievement in Sports Programming. Live programming producer, Don DiRaddo, presented one of the Emmys to the talented host of the show, O.J. Brigrance.

**WIRED** was also honored in the same category, as it has been on many occasions in the past. In addition, the RAVE-TV editing staff of Don, Lauryn Lukin, Jay O'Brien and Matt Brevet were honored for Outstanding Achievement in Editing - 24 hours. That award celebrates the best editing within a 24-hour period.



**RAVENS REPORT (7 and 10:30 PM Wednesday on MASN)** offers an insider's look, featuring edge-of-your-seat Ravens action, access to the team, dynamic Ravens star players, coaches, and a closer look at game strategy.

**RAVENS GAME PLAN (7 and 10:30 PM Thursday on MASN)** is a chalkboard-style, coach's Xs and Os show featuring coordinators Rex Ryan (defense) and Cam Cameron (offense).

**PURPLE PASSION (7 PM Friday on MASN)** with Keith Mills and former Ravens P Kyle Richardson reconnects fans with Ravens alumni and prepares fans for the next Ravens game.

#### PRESEASON SPECIALS...

**RAVENS KICKOFF**, a half-hour (preseason) pre-game show, airs 30 minutes before kickoffs on **WBAL-TV** and **MASN**. This show is a Ravens' fan's best friend. Learn about game-time information with pre-game updates and live interviews before Ravens preseason games.

**RAVENS PRESEASON GAME telecasts will air on WBAL-TV.** Ravens games will be simulcast on **WBAL-TV**, **WBAL Radio** and on **98Rock (WIYY) FM**. This unique simulcast will feature the Ravens radio team of Gerry Sandusky, Stan White and Rob Burnett offering play-by-play and color commentary. The games will be produced by the Ravens Don DiRaddo in conjunction with **WBAL Radio** producers Colin Ward and Mike Wellbrock.

**RAVENS POST-GAME SHOW** runs 30 minutes after each game. This game-day wrap-up features the live post-game press conference of head coach John Harbaugh from M&T Bank Stadium and is followed by several player interviews. The show is hosted by Stan White in the Ravens' locker room.



## M&T BANK STADIUM HISTORY



### M&T BANK STADIUM

On May 6, 2003, M&T Bank and the Baltimore Ravens announced their partnership, which included a 15-year, \$75 million agreement with naming rights to the Ravens' home field, M&T Bank Stadium, as well as several important community-based programs that are jointly administered.

At the announcement, Ravens owner Steve Bisciotti said: *"We knew from the onset that we did not want a company that was not established and without a great track record. There were other banks that we were calling about naming rights, because that was the category we wanted to fill, but the timing was perfect [with M&T] because they were coming in to a new market [Maryland]."*

M&T Bank's long history began in western New York, but the company has expanded throughout the East Coast. There are more than 700 branches in the Mid-Atlantic, including MD, VA and PA. The bank was founded 153 years ago and is one of the 20 largest commercial bank corporations in the nation.



The partnership is deeply rooted in the idea of community service. M&T Bank became the lead sponsor of the RAVENS ALL COMMUNITY TEAM, which unites the Ravens with Baltimore's business leaders to support our community in meaningful ways. This support includes fundraising, volunteerism and involvement in projects that meet some of its most pressing needs.

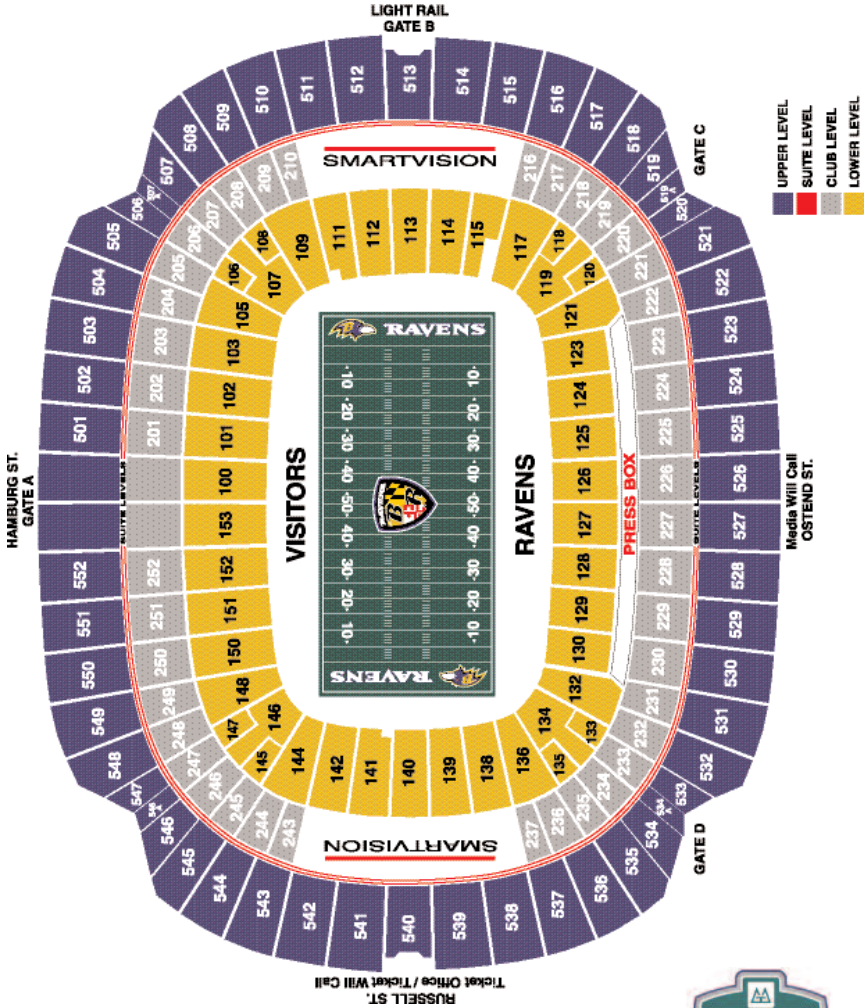


*"M&T Bank's relationship with the Ravens goes far beyond our name on the stadium," said Mark Czarnecki, president of M&T Bank. "M&T and the Ravens have become community partners, working together to strengthen communities through a variety of initiatives. Employees from the two organizations work side-by-side as volunteers renovating homes, distributing food to the hungry and building neighborhood playgrounds. M&T Bank is proud to be the official bank of the Ravens, and we're proud to be part of the fabric of the community."*

M&T Bank also sponsors Honor Rows, a program that provides game tickets to youth service organizations and the nationally renowned Baltimore's Marching Ravens. For more information about this community service, log on to [baltimore-ravens.com](http://baltimore-ravens.com).



# M&T BANK STADIUM SEATING



## RAVENS TRAINING CAMP AT McDANIEL COLLEGE



Photo by Phil Hoffmann

“

*The Ravens have partnered with McDaniel College for 13 years – since 1996 – and we truly enjoy our relationship with the Westminster community. Our plan is to keep our training camp at McDaniel.*

– Steve Bisciotti,  
Ravens Owner

”

Ray Lewis (above) and Ed Reed (below) have a long way to go to get to the end of the line of fans seeking autographs, but players will try to sign items until they have to leave for meetings, media interviews or lift weights. Fans should call in advance

**T**he Ravens training camp is located at McDaniel College in Westminster, MD. This is the Ravens' 13th summer-training session at the campus. McDaniel College is a private liberal arts and sciences college with an enrollment of 1,600 students. MDC is located 30 minutes from the Ravens' Owings Mills practice facility and 50 minutes from downtown Baltimore. Training camp practice information is updated daily via recorded message at (410) 261-RAVE (7283) and on the team's website: [baltimoreravens.com](http://baltimoreravens.com), where fans may get both the latest practice schedule and the weather. **Practices dates and times are subject to change.**

**NOTE TO MEDIA:** A workroom with wireless capability is available at the Best Western Hotel in Westminster (410) 857-1900. Players and coaches are available for interviews after morning practices, usually at 11:00 AM. **Contact Chad Steele at [Chad.Steele@Ravens.nfl.net](mailto:Chad.Steele@Ravens.nfl.net) for 2008 training camp credentials.**

*Practices are free and open to the public with times and conditions subject to change. All fans and media are reminded to check the latest practice information by calling (410) 261-RAVE or by logging on the Ravens' website.*

### DIRECTIONS FROM BALTIMORE VIA I-695:

Take Exit 19 to I-795 N. Follow the signs to Westminster via Route 140 W.

**FOR FANS:** Follow 140 West to Rte. 31 South; at the flashing traffic light turn left; then at the 1st traffic light, take another left on to Main St. Proceed up the hill; enter the Visitor Parking Lot on the left.

**FOR MEDIA:** Follow 140 West to the Best Western on the left. Check in at the public relations office in Room 105 to the left of the lobby. The press room is located in the lobby to the right.





## RAVENS GAME DAY BROADCAST TEAM

Pictured from left to right is the Ravens' radio team of Stan White, Gerry Sandusky and Rob Burnett. The trio marks their 3rd season broadcasting Ravens games on WBAL Radio 1090 AM and 98Rock WIYY FM.

In the 2008 preseason, Ravens games will be simulcast to television on WBAL TV and called by the radio team on WBAL radio and 98Rock.



Ravens games can be heard on **98 Rock WIYY** and **WBAL 1090 AM** and on 11 regional affiliates (listed below). This network broadcasts each Ravens game live and reaches from York, PA to Washington, DC. **Gerry Sandusky**, **WBAL TV 11** sports director, gives the play-by-play and serves as the executive producer for the broadcast team of Sandusky, **Rob Burnett** and **Stan White**. Burnett, a member of the Ravens' 2000 Super Bowl XXXV team, provides on-field experience and knowledgeable insight on defensive plays, players and situations. White, a former NFL standout for the Baltimore Colts, fills the role on the offensive side of the ball, adding his comments and analysis of offensive strategies.

**98ROCK**  
97.9 baltimore

**WBAL**  
wbal.com / AM 1090  
Maryland's NEWS • TALK • SPORTS Station

### RAVENS • RADIO • AFFILIATES WBAL Radio (1090 AM) • 98Rock (WIYY FM)

**MARYLAND**  
**CAMBRIDGE**  
WCEM • 106.3 FM /  
1240 AM

**CUMBERLAND**  
WCBC • 107.1 FM

**FREDERICK**  
WFMD • 930 AM

**HAGERSTOWN**  
WARK • 1490 AM

**LEXINGTON PARK**  
WYRX • 97.7 FM

**OCEAN CITY**  
WZBH • 93.5 FM

**SALISBURY**  
WXWD • 92.5 AM

**WESTMINSTER**  
WTRR • 1470 AM

**PENNSYLVANIA**  
**YORK**  
WSBA • 910 AM

**VIRGINIA**  
**HARRISONBURG, VA**  
WSVA • 550 AM

**WASHINGTON, DC**  
WTNT • 570 AM

## IMPORTANT DATES - 2008



- Aug. 3 **Hall of Fame Game, Canton, Ohio: Indianapolis vs. Washington**
- Aug. 5 Deadline for players under contract to report to earn a season of FA credit.
- Aug. 7-11 1st Preseason Weekend.**
- Aug. 8 If a Drafted Rookie has not signed with his club by this date, he may not be traded to any other club in 2008.
- Aug. 26 Roster cut-down to maximum of 75 players on Active List by 4 PM NY time.**  
**Aug. 30 Roster cut-down to max. of 53 players on Active/Inactive List by 6 PM NY time. Clubs may dress min. of 42 and max. of 45 players and 3rd QB for each regular season and postseason game.** With the cut-down to 53, clubs that have players in the categories of Active/Physically Unable to Perform or Active/Non-Football Injury or Illness must take one of the following options: place player on Reserve/Physically Unable to Perform or Reserve/Non-Football Injury or Illness, whichever is applicable; ask waivers; terminate; trade; or continue to count him on Active List.
- Aug. 31 After 12 noon, clubs may establish a Practice Squad of 8 players by signing free agents** who do not have an accrued season of free agency credit or who were on the 45-player Active List for less than 9 regular season games during their only Accrued Season(s). A player cannot participate on the Practice Squad for more than 3 seasons.
- Sep. 3 All clubs are required to file a personnel (injury) report with their conference information manager by 4 PM NY time, on this date and every Wednesday, Thursday, and Friday thereafter prior to a regular-season game.
- Sep. 4-8 Regular Season opens.
- Oct. 18 All trading ends at 4 PM NY time.
- Dec. 31- Jan. 1 17th Regular-Season Weekend.
- Jan. 7-8 AFC and NFC Wild Card Playoff Games. NBC
- Jan. 10-11 AFC and NFC Divisional Playoffs. CBS and Fox
- Jan. 18 AFC and NFC Championship Games. CBS and Fox
- Feb. 1 Super Bowl XLIII in Tampa, FL. NBC
- Feb. 8 AFC-NFC Pro Bowl in Honolulu, HI. NBC



2007 PRO BOWL  
 PLAYERS: (left to right): LB Ray Lewis (9th) RB Willis M Gahee (4th) and S Ed Reed (4th) Not pictured is LT Jonathan Ogden.

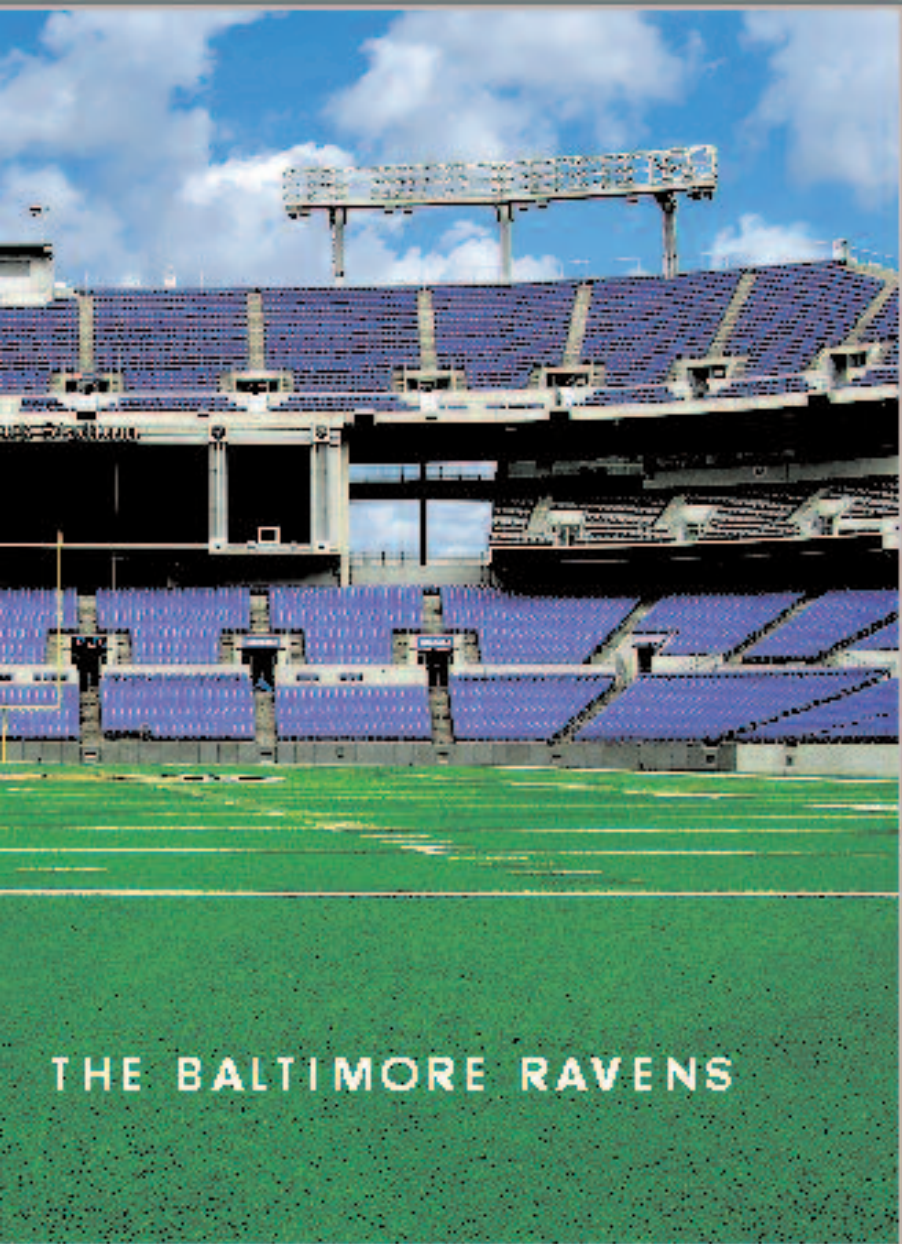
Photography by Paul Spinelli SpinPhotos





HOME TURF FOR





1.866.703.4004 / WWW.SPORTEXE.COM

THE BALTIMORE RAVENS

**SPORTEXE.**  
QUALITY SEATING FOR STADIUMS



# I N D E X

100-Yard Rushers since 1999 .....	16
2007 Numbers to Rave About .....	220

## A-B .....

Abbreviations Chart .....	314
Alexander, Chad .....	43
All Community Team Foundation .....	57
All-Time Coaches .....	37
All-Time Rankings Offense .....	348
All-Time Rankings Defense .....	349
All-Time Won/Loss Results .....	309
Attendance, All-Time .....	313
Ayanbadejo, Brandon .....	62
Baltimore Football History .....	290
Baltimore Pro Football Records .....	392
Baltimore Ravens History .....	290
Band, Marching Ravens .....	398
Bannan, Justin .....	64
Barnes, Antwan .....	67
Biggest Days, Ravens .....	352
Biscioti, Steve .....	4
Boller, Kyle .....	69
All-Time QB Leader Board .....	74
Brigance, O.J. ....	39
Brooks, Clarence .....	20
Dominant Defense .....	21
Brown, Jason .....	75
Burdett, Mark .....	47
Burgess, Prescott .....	77
Byrne, Kevin .....	47

## C-D .....

Cameron, Cam .....	17
Cam's QB Tree .....	18
Career Leaders, All-Time .....	
All-Time Scoring .....	355
Combined Yardage .....	358
INT Leaders .....	357
Kickoff Returners .....	358
Receivers by Receptions .....	357
Receivers by Yardage .....	357
Passers by Yardage .....	356
Punt Returners .....	358
Punting .....	358
Rushers by Yardage .....	357
Carrier, Mark .....	22
Carroll, Ed .....	48
Cass, Dick .....	7
Charity Boards .....	161
Cheerleaders .....	398
Chester, Chris .....	78
Clarke, Adrien .....	79
Clayton, Mark .....	80
Coaches, All-Time .....	37
Cody, Dan .....	84
Comebacks .....	41
Community .....	58
Cousins, Oniel .....	238
Daniels, P.J. ....	85
DeCosta, Eric .....	40

## Defense

100 Hard to Come By .....	367
100 Yard Rushers since 1999 .....	16
Century Stuffers .....	217
Most Sacks, NFL .....	269
Defensive TDs, All-Time .....	350
Douglas, Joe .....	43
Dow, Gabrielle .....	49
Dunn, John .....	23
Draft Choices .....	231
All-Time .....	306
Colleges .....	307
No. 1 Picks .....	10
Success .....	305
Pro Bowlers .....	299

## E-G .....

Ed Block Courage Award .....	177
Edwards, Dwan .....	86
Eller, Bob .....	49
Extra Effort Award .....	230
Facility, Ravens Training Complex .....	1, 56
Fangio, Vic .....	24
Figuers, Yamon .....	89
Firsts, M&T Bank Stadium .....	213
Firsts, Ravens Franchise .....	68
Flacco, Joe .....	231
Gaither, Jared .....	91
Game-by-Game Summaries, 2007 .....	271
Glowik, Jack .....	44
Goering, Jeff .....	49
Gooden, Tavares .....	234
Gordon, Amon .....	92
Green, Justin .....	93
Gregg, Kelly .....	96
Greisen, Nick .....	100
Grubbs, Ben .....	103

## H-J .....

Hale, David .....	240
Harbaugh, John .....	12
Harman, Wade .....	25
Harper, Justin .....	242
Heap, Todd .....	105
Hendrickson, Milt .....	44
Honor Roll, 2007 .....	256
Hortiz, Joe .....	45
Hostler, Jim .....	26
How the 2007 Ravens Were Built .....	261
Important NFL Dates .....	403
Individual Records .....	
Combined Kick Returns .....	365
Combined Net Yards Gained .....	366
Fumbles .....	365
Interceptions .....	363
Kickoff Returns .....	365
Passing .....	361
Punt Returns .....	364
Punting .....	364

# I N D E X

Individual Records (continued)	
Receiving	362
Rushing	360
Sacks	366
Scoring	359
Service	359
Tackles	367
Interception Leaders, Ravens	172
INT Returns for TDs, All-Time	258
Ivy, Corey	110
Jackson, Hue	27
Jankowski, Bill	50
Johnson, Jarret	114
Jones, Edgar	117
<b>K-M</b>	
Katula, Matt	118
Koch, Sam	119
Prolific Punting	121
Kokinis, George	41
Koppelman, Baker	50
Landry, Dawan	122
Largest Crowds	313
Last Time	351
Leonhard, Jim	124
Lewis, Ray	126
Ultimate Linebacker	133
Longest Plays	353
M&T Bank Stadium	395
Amenities	396
Events	395
Facts	396
Firsts	213
History	399
PSL Walls	397
Seating	401
S.I.com Survey	84
SMARTVISION	396
Tailgating	397
Transportation	397
Unitas Plaza	397
Maalouf, Marwan	28
Martin, Derrick	136
Mascot	398
Mason, Derrick	138
Mattison, Greg	30
Matsko, John	29
McAlister, Chris	145
Shutdown Corner	150
McClain, Le’Ron	151
McGahee, Willis	153
McNair, Steve	347
Modell, Art	6
Moeller, Andy	31
Montgomery, Wilbert	32
Moriarty, Pat	38
<b>N-P</b>	
Nakamura, Haruki	241
Newsome, Ozzie	8
1st-Round Draft Selections	10

Newsome Timeline	9
Newsome, Vincent	42
NFL Rankings, 2007	287
NFL Standings, 2007	288
Ngata, Haloti	157
Ogden, Jonathan	347
Ogden Retirement	28
Opponents Best Games	
Interceptions	391
Kickoff Returns	391
Passing	390
Punt Returns	391
Punting	391
Receiving	391
Rushing	390
Sacks	391
Scoring	390
Overtime Games	309
Ozzie Newsome Timeline	9
Pagano, Chuck	33
Parker, J’Vonne	159
Patrick, Allen	243
Pettine, Mike	34
Pittman, David	160
Players	
1st-Year Players	245
Rookie Free Agents	247
Player Foundations	58
Player Highlights (Milestones), 2007	287
Player Participation, 2007	259
Postseason Individual Records	
Combined Net Yards Gained	383
Fumbles	383
Interceptions	381
Kickoff Returns	383
Passing	381
Punt Returns	383
Punting	381
Receiving	381
Rushing	380
Sacks	384
Scoring	380
Service	380
Tackles	384
Postseason Results, All-Time	311
Postseason NFL Schedule, 2008	404
Postseason Team Records	
First Downs	385
Fumbles	388
Interceptions	389
Kickoff Returns	388
Net Yards	386
Passing	386
Penalties	389
Punt Returns	387
Punting	387
Rushing	386
Scoring	385
Turnovers	389
Wins/Losses	385

# I N D E X

Preseason Results, All-Time	310
Preseason TV	399
Prime Time Ravens	308
Pro Bowl Ravens, All-Time	299
Pro Bowl Ravens, 2007	256
Pro Bowlers, Defense since 1999	16
Pronunciation Guide	111
Prude, Ronnie	162
Pryce, Trevor	164

## Q-R

Rankings, Ravens All-Time	348
Ravens History	290
Ravens Radio Network	403
Ravens vs. NFL	315
RAVE-TV	398
Reed, Ed	170
By the Numbers	175
Regular Season Results	310
Results, All-Time	309
Rice, Ray	233
Ring of Honor	320
Rochlitz, Kevin	50
Rogucki, Bob	35
Rolle, Samari	176
Rosburgh, Jerry	19
Rosen, Larry	50
Ross, Cory	181
Roster, All-Time	300
Roster, All-Time by Jersey	303
Rosters, 2008	252
Ryan, Rex	14
100-Yard Rushers since 1999	16
Pro Bowlers from Defensive Ranks	16

## S

Schedule of Facts, 2008	1
Scott, Bart	184
Mad Backer	188
Season Review, 2007	256
Seating Chart, M&T Bank Stadium	401
Shutouts	308
Smith, Marcus	239
Smith, Mike	189
Smith, Troy	190
Sommerhof, Roy	51
Staff Photos	51
Starters, Game-by-Game 2007	260
Starting Lineup, 2007	256
Statistics, Cumulative 1996-2006	321
Statistics, Defensive/Special Teams, '07	256
Statistics, Game-by-Game, 2007	262
Statistics, Preseason, 2007	257
Statistics, Regular Season, 2007	255
Stills, Gary	292
Special Teams Stalwart	195
Stover, Matt	196
Career Kicking vs. Opponents	202
Game Winners	205

Highest FG Percentage, Career	203
Most Career Pts., NFL History	201
Suggs, Terrell	206
Sacking Sizzle	209
Sacks are Sizzlin'	268
Super Bowl XXXV	289
Swayne, Harry	42
Sypniewski, Quinn	210

## T-U

Team Records	
First Downs	370
Fumbles	377
Interceptions	378
Kickoff Returns	376
Losses	368
Net Yards	371
Passing	373
Penalties	378
Punt Returns	375
Punting	374
Rushing	372
Scoring	368
Turnovers	379
Victories	368
Terry, Adam	212
Tessendorf, Bill	48
Tickets	1
Top 10 Offensive/Defensive Games	104
Trades, All-Time	299
Training Camp	1, 401

## V-Z

Ver Steeg, Craig	36
Veteran Players	62
Vickers, Lee	214
Walker, Frank	215
Walls, Lenny	218
Washburn, Jeremiah	46
Washington, Fabian	221
Weidl, Andy	45
Wilcox, Daniel	223
Williams, Demetrius	227
Willis, Matt	229
Won/Loss Results	309
Yanda, Marshal	230
Young, Lonnie	46
Zbikowski, Tom	236

